
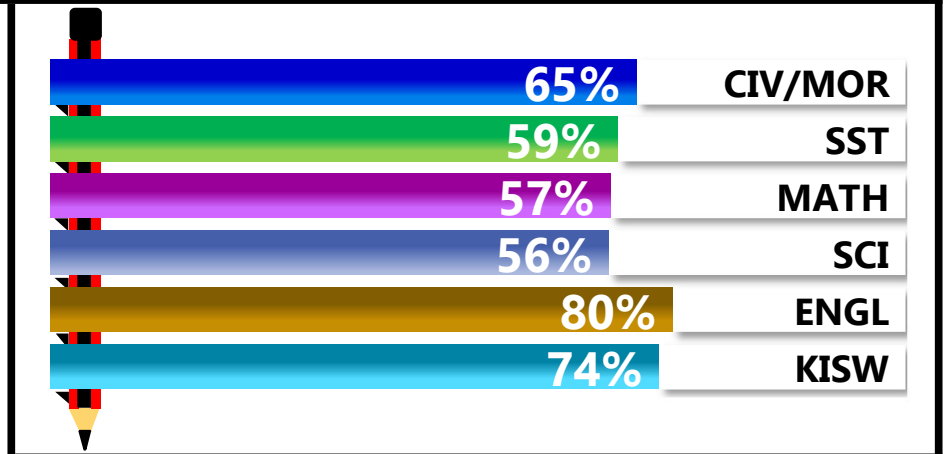
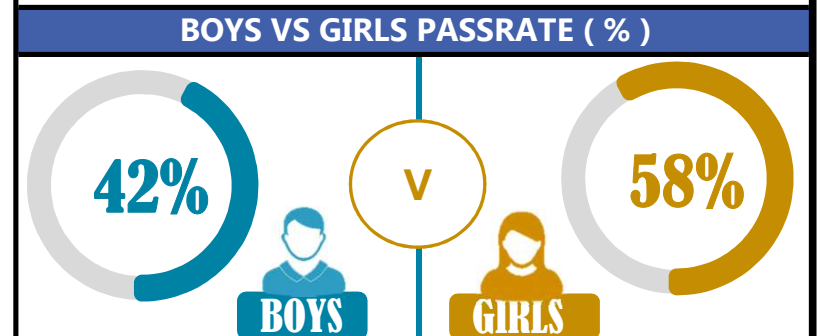
		<h1>KATEMPRIS</h1>			
REGION: KAGERA		SCHOOL AVERAGE	196.3	OVERALL GRADE	
DISTRICT: BUKOBA				B	
				CATEGORY	
				BELOW 40	

SUBJECT PERFORMANCE ANALYSIS

SUBJECT NAME	AVG	%	RNK
ENGLISH	40.1	80%	1
KISWAHILI	37.0	74%	2
CIVIC & MORAL	32.7	65%	3
SOCIAL STUDIES	29.6	59%	4
MATHEMATICS	28.5	57%	5
SCIENCE	28.2	56%	6
BOYS/GIRLS PASS RATE	STD	AVG	%
BOYS	10	0.42	42%
GIRLS	12	0.58	58%



GRADE ANALYSIS SUMMARY					
SUBJECT NAME/GRADE	A	B	C	D	E
MATHEMATICS	3	6	9	3	1
KISWAHILI	9	10	1	2	0
ENGLISH	11	10	1	0	0
SCIENCE	2	5	10	0	0
SOCIAL STUDIES	3	7	9	3	0
CIVIC AND MORAL	2	10	7	2	0
OVERALL GRADE ANALYSIS	NO.	SEATED	%		
A	3	21	14%		
B	10		48%		
C	8		38%		
D	1	1	5%		
E	0		0%		



OVERALL PERFORMANCE ANALYSIS		
REGISTERED	22	100%
SEATED	22	100%
ABSENTEES	0	0%
PASSED	21	95%
FAILED	1	5%

INDEX	NAME	SEX	MATHEMATICS		KISWAHILI		ENGLISH		SCIENCE		SOCIAL STUDIES		CIVIC & MORAL		TOTAL	AVERAGE	OVERALL GRADE	SCH POSITION	OVERALL POSITION
1	LILIAN TUMSIME LIVINGSTONE	F	48	A	45	A	49	A	45	A	42	A	44	A	273	46	A	1	737.5
2	PEACE GODFREY MHELUKA	F	45	A	41	A	50	A	43	A	43	A	44	A	266	44	A	2	1160
3	ANISIA ALINDA BENEDICT	F	41	A	46	A	46	A	40	B	41	A	45	A	259	43	A	3	1584
4	RAYMOND KAKANDE REMIGIUS	M	39	B	45	A	41	A	33	B	33	B	37	B	228	38	B	4	3054
5	CATHEREEN GREEN MWEMEZI	F	32	B	41	A	44	A	34	B	36	B	37	B	224	37	B	5	3216
6	JOVAN MWIJAGE PETER	M	39	B	39	B	42	A	32	B	36	B	35	B	223	37	B	6	3254
7	KELVIN MULOKOZI KANENO	M	27	C	43	A	44	A	33	B	36	B	38	B	221	37	B	7	3337.5
8	ELLICE AHUMBIZE EDISON	F	37	B	38	B	41	A	28	C	30	C	36	B	210	35	B	8	3719.5
9	BEATHA ATUGONZA BEATUS	F	34	B	38	B	39	B	30	C	31	B	33	B	205	34	B	9	3860
10	AMISA MUSSA MAGANGA	F	30	C	37	B	43	A	29	C	35	B	30	C	204	34	B	10	3892.5
11	BRIAN MJUNI TALEMWA	M	24	C	42	A	42	A	30	C	26	C	38	B	202	34	B	12	3960
12	EBENEZER ASIFIWE DAUSON	F	30	C	41	A	36	B	27	C	28	C	40	B	202	34	B	12	3960
13	ERICK ROGATI ASSEY	M	34	B	37	B	37	B	30	C	26	C	33	B	197	33	B	13	4098
14	BRIGHTON S NYAMBWETA	M	8	E	36	B	38	B	28	C	34	B	39	B	183	31	C	14	4402.5
15	RAHMA PETER MSUYA	F	27	C	34	B	41	A	14	D	26	C	29	C	171	29	C	15	4581
16	IRENE KEYERA WAMARA	F	26	C	39	B	40	B	20	D	25	C	18	D	168	28	C	16	4618
17	BELIUS PIMA TALEMWA	M	22	C	36	B	39	B	24	C	18	D	26	C	165	28	C	17	4649
18	ROREEN AJUNA CHARLES	F	11	D	36	B	40	B	24	C	23	C	27	C	161	27	C	18	4686.5
19	SALMA HARUNA MUHUNZI	F	15	D	44	A	35	B	19	D	20	D	27	C	160	27	C	19	4695.5
20	BRADFORD GODFREY FRANCIS	M	21	C	23	C	33	B	28	C	19	D	24	C	148	25	C	20	4815
21	SELEMAN KHARIM AMRI	M	21	C	20	D	33	B	14	D	22	C	21	C	131	22	C	21	4920.5
22	YONAVOTHA PETER MSUYA	M	17	D	14	D	30	C	16	D	22	C	19	D	118	20	D	22	4981