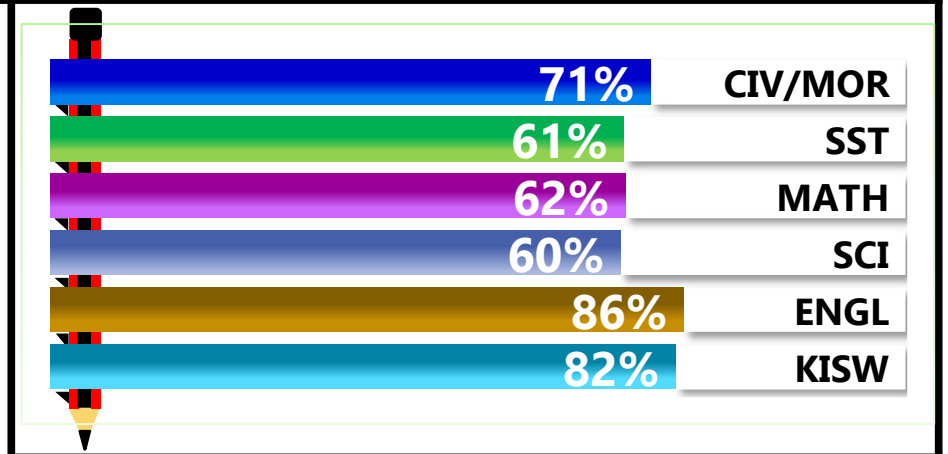



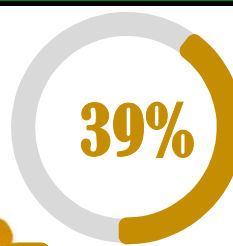


		<h1>KILIMANJARO</h1>			
REGION: ARUSHA		SCHOOL AVERAGE	210.5	OVERALL GRADE	
DISTRICT: ARUSHA				Category	
				ABOVE 40	

SUBJECT PERFORMANCE ANALYSIS

SUBJECT NAME	AVG	%	RNK
ENGLISH	42.8	86%	1
KISWAHILI	40.8	82%	2
CIVIC & MORAL	35.4	71%	3
MATHEMATICS	30.8	62%	4
SOCIAL STUDIES	30.6	61%	5
SCIENCE	30.0	60%	6
BOYS/GIRLS PASS RATE	STD	AVG	%
BOYS	42	0.61	61%
GIRLS	27	0.39	39%



GRADE ANALYSIS SUMMARY					
SUBJECT NAME/GRADE	A	B	C	D	E
MATHEMATICS	8	28	27	6	0
KISWAHILI	42	27	0	0	0
ENGLISH	54	15	0	0	0
SCIENCE	2	28	35	0	0
SOCIAL STUDIES	5	31	28	5	0
CIVIC AND MORAL	10	43	15	0	0
OVERALL GRADE ANALYSIS	NO.	SEATED	%		
A	3	69	4%		
B	62		90%		
C	4		6%		
D	0	0	0%		
E	0		0%		

BOYS VS GIRLS PASSRATE (%)		
 61%	VS	 39%
 BOYS		 GIRLS
OVERALL PERFORMANCE ANALYSIS		
REGISTERED	69	100%
SEATED	69	100%
ABSENTEES	0	0%
PASSED	69	100%
FAILED	0	0%

INDEX	NAME	SEX	MATHEMATICS		KISWAHILI		ENGLISH		SCIENCE		SOCIAL STUDIES		CIVIC & MORAL		TOTAL	AVERAGE	OVERALL GRADE	SCH POSITION	OVERALL POSITION
1	AQSAM SEIF SAIDI	M	43	A	40	B	46	A	39	B	41	A	45	A	254	42	A	1	1157
2	NAJIM HAMZA HASSAN	M	46	A	39	B	46	A	34	B	36	B	45	A	246	41	A	2	1676
3	IRENE ANTONY MASHENENE	F	43	A	39	B	43	A	34	B	41	A	45	A	245	41	A	3	1741
4	FARIDA FREDRICK SIMON	F	41	A	42	A	46	A	35	B	38	B	40	B	242	40	B	4	1935
5	NADIR ALLY HALFAN	M	45	A	37	B	41	A	37	B	35	B	41	A	236	39	B	5	2347
6	DIONISIAN LEONARD MARCELY	M	39	B	42	A	46	A	27	C	42	A	39	B	235	39	B	6	2416.5
7	LEBAHATI TAYAI LEMOMO	M	39	B	42	A	38	B	29	C	41	A	43	A	232	39	B	7	2616
8	AFFAN SALUM OTHMAN	M	37	B	37	B	44	A	37	B	30	C	46	A	231	39	B	9	2687
9	PHEDRICO PHAUSTIN DUANGE	M	42	A	42	A	42	A	36	B	33	B	36	B	231	39	B	9	2687
10	DEOGRASIA FELIX LEO	F	36	B	45	A	43	A	41	A	33	B	33	B	231	39	B	9	2687
11	ABDULAZIZI YUSUPH KAMILA	M	36	B	39	B	46	A	34	B	31	B	44	A	230	38	B	13	2761.5
12	PASIAN JANUARY JOHN	M	32	B	42	A	46	A	38	B	33	B	39	B	230	38	B	13	2761.5
13	ASNATI ALLY MIKIDADI	F	38	B	37	B	40	B	34	B	41	A	40	B	230	38	B	13	2761.5
14	UMMUBASMALA HUSSEIN MWAN	F	43	A	40	B	46	A	31	B	36	B	34	B	230	38	B	13	2761.5
15	PASCAL ANDREA BURA	M	36	B	41	A	44	A	33	B	39	B	34	B	227	38	B	16	2975
16	ZAINAB HASSANI SENKONDO	F	30	C	42	A	49	A	38	B	32	B	36	B	227	38	B	16	2975
17	RAHMA MAHMOUD MWASHA	F	37	B	39	B	41	A	41	A	35	B	32	B	225	38	B	18	3121
18	VIVIAN BYERA BUBERWA	F	32	B	43	A	44	A	29	C	36	B	41	A	225	38	B	18	3121
19	MESHACK ONESPHORY MBANDO	M	38	B	41	A	44	A	30	C	32	B	39	B	224	37	B	19	3187.5
20	BATILDA SULEYMANI ATHUMANI	F	35	B	45	A	47	A	30	C	29	C	37	B	223	37	B	20	3250.5
21	RAHMA RODGERS KIEMBE	F	31	B	42	A	39	B	38	B	32	B	38	B	220	37	B	21	3440.5
22	ABDULKARIM KENETH LUOGA	M	41	A	43	A	46	A	28	C	32	B	29	C	219	37	B	23	3507
23	AYMAN YASSIN SHARIFU	M	37	B	40	B	46	A	34	B	31	B	31	B	219	37	B	23	3507

INDEX	NAME	SEX	MATHEMATICS		KISWAHILI		ENGLISH		SCIENCE		SOCIAL STUDIES		CIVIC & MORAL		TOTAL	AVERAGE	OVERALL GRADE	SCH POSITION	OVERALL POSITION
24	YAHYA OMARI SEMASABA	M	33	B	43	A	41	A	35	B	30	C	37	B	219	37	B	23	3507
25	LEYLAH RASHID HAMZA	F	35	B	43	A	40	B	29	C	31	B	39	B	217	36	B	26	3645
26	MWANAHAMISI MUSSA SALUM	F	37	B	36	B	42	A	26	C	38	B	38	B	217	36	B	26	3645
27	SAMSON VITALIS KAULETI	M	24	C	42	A	47	A	26	C	33	B	44	A	216	36	B	27	3722
28	FATMA TWAHA KABANDIKA	F	37	B	44	A	43	A	35	B	29	C	27	C	215	36	B	28	3787.5
29	MUSSA JUMA KARYA	M	32	B	41	A	41	A	30	C	37	B	33	B	214	36	B	29	3844.5
30	RAHMA ABDUL MNDEME	F	29	C	37	B	45	A	31	B	33	B	38	B	213	36	B	30	3903.5
31	ANWARY KARIM URASSA	M	27	C	41	A	45	A	29	C	30	C	40	B	212	35	B	32	3965.5
32	SHARIF JUMA BAKARI FUNGO	M	26	C	37	B	46	A	30	C	31	B	42	A	212	35	B	32	3965.5
33	LISA ELIA MWANGA	F	32	B	40	B	41	A	31	B	29	C	38	B	211	35	B	33	4033.5
34	AMRAN ISIHAKA SHEMAGHEMBE	M	38	B	33	B	45	A	30	C	28	C	36	B	210	35	B	35	4100.5
35	MARIAM ABUBAKARI KIRITO	F	27	C	42	A	45	A	31	B	31	B	34	B	210	35	B	35	4100.5
36	HAPPY CHRISTOPHER SENDEKA	F	26	C	40	B	43	A	39	B	29	C	32	B	209	35	B	36	4166
37	SAID FADHIL SAID	M	33	B	42	A	32	B	33	B	29	C	39	B	208	35	B	38	4228.5
38	YUSUFU HAMISI KADEGHE	M	28	C	42	A	44	A	27	C	30	C	37	B	208	35	B	38	4228.5
39	RASHID SWALEHE NTEMAGU	M	22	C	42	A	45	A	30	C	33	B	35	B	207	35	B	39	4284.5
40	ETHAN WILSON NKHAMBAKU	M	23	C	43	A	41	A	30	C	31	B	37	B	205	34	B	40	4389
41	HUSSEIN TOYFICK KIMARO	M	27	C	38	B	42	A	29	C	32	B	36	B	204	34	B	42	4443.5
42	HAWA ABEID MPANDA	F	31	B	40	B	46	A	32	B	22	C	33	B	204	34	B	42	4443.5
43	JUMAA KHALID KISAILO	M	29	C	42	A	39	B	31	B	29	C	33	B	203	34	B	45	4501
44	NEWTON ISSACK LYIMO	M	26	C	41	A	47	A	33	B	28	C	28	C	203	34	B	45	4501
45	SAID ABDALLAH MUHSIN	M	36	B	43	A	46	A	13	D	30	C	35	B	203	34	B	45	4501

INDEX	NAME	SEX	MATHEMATICS		KISWAHILI		ENGLISH		SCIENCE		SOCIAL STUDIES		CIVIC & MORAL		TOTAL	AVERAGE	OVERALL GRADE	SCH POSITION	OVERALL POSITION
46	SWABRY SULEIMAN URASSA	M	37	B	44	A	42	A	29	C	26	C	25	C	203	34	B	45	4501
47	KENETH THOMAS TARIMO	M	26	C	41	A	36	B	26	C	38	B	35	B	202	34	B	47	4558
48	ABDILAH OMARI SULEIMAN	M	34	B	43	A	42	A	29	C	24	C	28	C	200	33	B	49	4674.5
49	ANNETH HUMPHREY NKIYA	F	20	D	39	B	42	A	34	B	31	B	34	B	200	33	B	49	4674.5
50	HARITH ABT WALIBE MKUMBWA	M	25	C	34	B	42	A	27	C	33	B	38	B	199	33	B	51	4727.5
51	YASMIN OMARY SAID	F	18	D	41	A	47	A	25	C	29	C	39	B	199	33	B	51	4727.5
52	ALLAN AMOS MAPUNDA	M	30	C	43	A	37	B	30	C	25	C	33	B	198	33	B	53	4770
53	FAHAD YAHAYA MARSHA	M	27	C	41	A	48	A	25	C	29	C	28	C	198	33	B	53	4770
54	IBRAHIM HARUNA MBAGALA	M	28	C	39	B	37	B	24	C	34	B	35	B	197	33	B	54	4819
55	BRIAN JOSHUA LISTER	M	23	C	42	A	45	A	27	C	28	C	31	B	196	33	B	55	4864
56	THEODORA ALEXANDER PETRO	F	33	B	39	B	40	B	31	B	31	B	21	C	195	33	B	56	4901.5
57	RIDHAA SUBIRA HABIBU	F	18	D	42	A	40	B	32	B	20	D	41	A	193	32	B	58	4978.5
58	SALOME VITALIS KAULETI	F	28	C	37	B	42	A	23	C	27	C	36	B	193	32	B	58	4978.5
59	SALMA MOHAMMED MSSALAM	F	16	D	40	B	41	A	30	C	26	C	39	B	192	32	B	59	5019.5
60	WILSON RAPHAEL SIARA	M	33	B	40	B	48	A	20	D	19	D	30	C	190	32	B	60	5114.5
61	HALIL RICHARD KOKA	M	29	C	43	A	38	B	19	D	29	C	30	C	188	31	B	61	5183.5
62	ANWARY ALLY KISUDA	M	27	C	43	A	42	A	26	C	22	C	27	C	187	31	B	62	5223
63	ELIZABETH JOSEPH KWASLEMA	F	21	C	42	A	43	A	24	C	26	C	29	C	185	31	B	63	5296.5
64	ABDI ZAMIRU VOROGWE	M	24	C	44	A	39	B	28	C	20	D	29	C	184	31	B	65	5335
65	NEEMA JOSEPH CHARLES	F	14	D	42	A	45	A	28	C	29	C	26	C	184	31	B	65	5335
66	NABIL ISMAIL IBRAHIM	M	21	C	41	A	42	A	14	D	26	C	38	B	182	30	C	66	5413
67	MARIAM BAKARI MWAGENI	F	21	C	40	B	42	A	23	C	18	D	34	B	178	30	C	67	5546

INDEX	NAME	SEX	MATHEMATICS		KISWAHILI		ENGLISH		SCIENCE		SOCIAL STUDIES		CIVIC & MORAL		TOTAL	AVERAGE	OVERALL GRADE	SCH POSITION	OVERALL POSITION
68	JAFAR AYOUB IBRAHIM	M	27	C	40	B	38	B	24	C	17	D	29	C	175	29	C	68	5632
69	HAMADI IDD JUMA	M	13	D	46	A	37	B	26	C	23	C	28	C	173	29	C	69	5697