
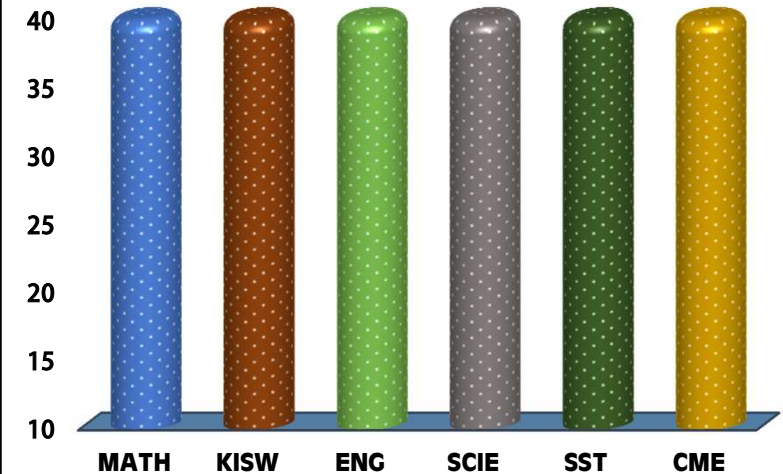
	<h1 style="margin:0;">KINGS</h1>	
REGION: DAR ES SALAAM	SCHOOL AVERAGE: 44.9	DISTRICT: UBUNGO
SUBJECT AND GRADE PERFORMANCE ANALYSIS		

SUBJECT RANKING			
SCIENCE	47.5	95%	1
ENGLISH	46.7	93%	2
CIVIC AND MORAL EDUCATION	45.4	91%	3
MATHEMATICS	44.0	88%	4
KISWAHILI	43.0	86%	5
SOCIAL STUDIES	42.9	86%	6

SUBJECT GRADE ANALYSIS					
SUBJECT/GRADE	A	B	C	D	F
MATHEMATICS	73	9	0	0	0
KISWAHILI	70	12	0	0	0
ENGLISH	80	2	0	0	0
SCIENCE	82	0	0	0	0
SOCIAL STUDIES	64	16	2	0	0
CIVIC AND MORAL	81	1	0	0	0



OVERALL GRADE ANALYSIS			
A	81	82	100%
B	1		1%
C	0		0%
D	0		0%
F	0		0%

CHART SUBJECT ANALYSIS



MATH	KISW	ENG	SCIE	SST	CME
------	------	-----	------	-----	-----

BOYS VS GIRLS PERFORMANCE

	SAT		SAT	TOTAL
	33		49	82
45%		45%		

SEATED	82	100%
ABSENTEES	0	0%
PASSED	82	100%
FAILED	0	0%

NO	NAME	SEX	MATH		KISW		ENG		SCI		SST		CME		TOTAL	AVG	GRADE	POS
1	SALHIA HASHIM MTENGWA	F	48	A	47	A	49	A	49	A	49	A	46	A	288	48.0	A	1
2	COLLINS BARAKA FUME	M	48	A	45	A	48	A	48	A	48	A	48	A	285	47.5	A	2
3	DERICK THOMAS MOLLEL	M	48	A	44	A	48	A	47	A	49	A	48	A	284	47.3	A	3
4	ROSELYNE FRANK MUGHWAI	F	47	A	46	A	49	A	49	A	46	A	46	A	283	47.2	A	4
5	DONALD MFUNGO MAIRA	M	49	A	45	A	48	A	48	A	45	A	47	A	282	47.0	A	5
6	ABRAHAM EDWIN MATHEW	M	46	A	47	A	48	A	46	A	47	A	46	A	280	46.7	A	8.5
7	CAREEN ERASTO BASHAJE	F	47	A	43	A	48	A	49	A	46	A	47	A	280	46.7	A	8.5
8	ESTHER STEWARD ZIGUYE	F	47	A	47	A	47	A	48	A	43	A	48	A	280	46.7	A	8.5
9	FARHYA FARAJI LOTA	F	46	A	49	A	47	A	49	A	42	A	47	A	280	46.7	A	8.5
10	JACKLINE KASSIM NOGAHELA	F	46	A	47	A	48	A	49	A	43	A	47	A	280	46.7	A	8.5
11	JACQUILINE MOURICE SUNDU	F	45	A	44	A	48	A	49	A	48	A	46	A	280	46.7	A	8.5
12	DENNIS CUTHBERT SAMSON	M	47	A	44	A	48	A	48	A	45	A	47	A	279	46.5	A	12.5
13	FEISAL JASURINDER SINGH	M	45	A	44	A	48	A	48	A	47	A	47	A	279	46.5	A	12.5
14	ISAAC HAMIS MSING'A	M	48	A	44	A	48	A	49	A	44	A	45	A	278	46.3	A	14
15	MASSEPO SALEHE KASIMINGI	M	46	A	43	A	49	A	47	A	46	A	46	A	277	46.2	A	16.5
16	JANETH JULIUS MANJEKA	F	47	A	41	A	46	A	48	A	48	A	47	A	277	46.2	A	16.5
17	NEEMA HENRY BOMANI	F	47	A	44	A	48	A	46	A	46	A	46	A	277	46.2	A	16.5
18	UWASE FURAHA MTANGO	F	48	A	45	A	47	A	49	A	44	A	44	A	277	46.2	A	16.5
19	IBRAHIM SALIM SEBOGOLWA	M	46	A	43	A	47	A	45	A	48	A	47	A	276	46.0	A	20.5
20	JONAS DAVID MWANDETE	M	45	A	44	A	48	A	47	A	46	A	46	A	276	46.0	A	20.5
21	OBED KARLO SENDWA	M	44	A	42	A	48	A	47	A	48	A	47	A	276	46.0	A	20.5
22	TUNDUGURU IDDI TUNDUGURU	M	46	A	46	A	47	A	48	A	44	A	45	A	276	46.0	A	20.5
23	DENIS KUMBUKA MWAKALILA	M	47	A	44	A	46	A	47	A	45	A	46	A	275	45.8	A	24.5
24	HASSAN JUMA NGUNDA	M	44	A	46	A	46	A	47	A	45	A	47	A	275	45.8	A	24.5
25	NATHAN FRANK MAVERE	M	46	A	45	A	46	A	46	A	46	A	46	A	275	45.8	A	24.5

NO	NAME	SEX	MATH		KISW		ENG		SCI		SST		CME		TOTAL	AVG	GRADE	POS
26	PRECIOUS PROTAS MALIWA	F	45	A	48	A	46	A	50	A	41	A	45	A	275	45.8	A	24.5
27	ERICK ELLY KILONZO	M	46	A	45	A	47	A	48	A	44	A	43	A	273	45.5	A	29.5
28	MARIUS MUVA JOSEPH	M	48	A	40	B	47	A	47	A	46	A	45	A	273	45.5	A	29.5
29	RHYS SILLA MWASALYANGA	M	44	A	44	A	48	A	47	A	44	A	46	A	273	45.5	A	29.5
30	FAITH CHARLES EDWARD	F	45	A	39	B	49	A	48	A	48	A	44	A	273	45.5	A	29.5
31	FLAVIANA EVENTIUS MUGYABUSO	F	46	A	41	A	48	A	49	A	44	A	45	A	273	45.5	A	29.5
32	GABRIELLA ANDREW MNENEY	F	47	A	41	A	47	A	49	A	44	A	45	A	273	45.5	A	29.5
33	HASSAN SULEIMA MSANGI	M	44	A	42	A	46	A	47	A	46	A	47	A	272	45.3	A	35.5
34	JUSTIN HEGESPO OTMARY	M	44	A	45	A	47	A	45	A	45	A	46	A	272	45.3	A	35.5
35	MAJID FAKHI KIONE	M	47	A	43	A	48	A	45	A	44	A	45	A	272	45.3	A	35.5
36	CHERY ELIAS MWASHIUYA	F	43	A	43	A	48	A	46	A	44	A	48	A	272	45.3	A	35.5
37	JUDITH ROGATH MKONYI	F	46	A	45	A	45	A	45	A	43	A	48	A	272	45.3	A	35.5
38	SABRA MORICE MCHAWA	F	47	A	41	A	49	A	49	A	42	A	44	A	272	45.3	A	35.5
39	ENOCK TUMAINI ELIREHEMA	M	44	A	44	A	46	A	46	A	46	A	45	A	271	45.2	A	40.5
40	RODGERS FRANK MAHIMBALI	M	46	A	40	B	45	A	48	A	45	A	47	A	271	45.2	A	40.5
41	LARDHI BARDWAN RAJABU	F	45	A	44	A	44	A	46	A	47	A	45	A	271	45.2	A	40.5
42	REINE RICHARD BUKENYA	F	47	A	45	A	49	A	48	A	35	B	47	A	271	45.2	A	40.5
43	FELIX MICHAEL KISHIWA	M	45	A	43	A	46	A	48	A	45	A	43	A	270	45.0	A	43.5
44	BRIAN FREDRICK KIMARO	F	44	A	44	A	46	A	47	A	47	A	42	A	270	45.0	A	43.5
45	DARREN TOM ENRIQUEN	M	43	A	39	B	48	A	48	A	46	A	45	A	269	44.8	A	46.5
46	STEVEN MARTIN KIMARIO	M	44	A	43	A	46	A	46	A	43	A	47	A	269	44.8	A	46.5
47	CAILEN WILHELM CHUWA	F	41	A	45	A	47	A	47	A	44	A	45	A	269	44.8	A	46.5
48	RITA MATHIAS ALEXANDER	F	41	A	40	B	48	A	49	A	47	A	44	A	269	44.8	A	46.5
49	BRIANA BONIFACE VAHAYE	F	40	B	46	A	49	A	49	A	37	B	47	A	268	44.7	A	49
50	VERONICA ERNEST BWIRE	F	43	A	40	B	46	A	49	A	45	A	44	A	267	44.5	A	50

NO	NAME	SEX	MATH		KISW		ENG		SCI		SST		CME		TOTAL	AVG	GRADE	POS
51	CYPRIAN PHOCUS MKEHA	M	44	A	42	A	47	A	45	A	45	A	43	A	266	44.3	A	53.5
52	LEVIRA CHARO YATERI	M	41	A	46	A	47	A	47	A	42	A	43	A	266	44.3	A	53.5
53	ABIGAELE EMMANUEL PALLANGYO	F	42	A	42	A	45	A	46	A	48	A	43	A	266	44.3	A	53.5
54	ANGEL EDEGER MPINGASIGULU	F	46	A	45	A	46	A	47	A	39	B	43	A	266	44.3	A	53.5
55	JULIET WILLMAN NDILE	F	42	A	42	A	49	A	47	A	40	B	46	A	266	44.3	A	53.5
56	MARIA MASANJA SUBBI	F	41	A	44	A	45	A	49	A	41	A	46	A	266	44.3	A	53.5
57	SHAREEF AMIRI JOHO	M	40	B	44	A	44	A	47	A	43	A	47	A	265	44.2	A	57.5
58	ENIVERNES ALBERT MBUNGA	F	43	A	38	B	47	A	47	A	46	A	44	A	265	44.2	A	57.5
59	JUNIOR SALVADOR SANTIAGO	M	40	B	43	A	45	A	48	A	44	A	44	A	264	44.0	A	62
60	PATRICK PASCAL MALLYA	M	41	A	43	A	43	A	48	A	41	A	48	A	264	44.0	A	62
61	ANNA ALOYCE MBELENGE	F	43	A	41	A	46	A	47	A	43	A	44	A	264	44.0	A	62
62	ASNATH AMANI SEHAIYA	F	43	A	43	A	48	A	47	A	41	A	42	A	264	44.0	A	62
63	CHARITY SYLIVESTER MASSAWE	F	42	A	43	A	46	A	48	A	41	A	44	A	264	44.0	A	62
64	EVARESTER SAMSON KIORO	F	41	A	47	A	47	A	46	A	43	A	40	B	264	44.0	A	62
65	FAITH GOLIATH MTAWA	F	45	A	39	B	45	A	49	A	42	A	44	A	264	44.0	A	62
66	NOSIM LENGARAM NGITORIA	F	46	A	40	B	47	A	44	A	39	B	47	A	263	43.8	A	66.5
67	REHEMA DAVID MWABIJE	F	44	A	41	A	46	A	49	A	37	B	46	A	263	43.8	A	66.5
68	BRILLIAN BORNIFACE MABISI	F	43	A	40	B	46	A	49	A	39	B	45	A	262	43.7	A	69
69	KAREEN EDSON MISSANA	F	42	A	44	A	39	B	49	A	42	A	46	A	262	43.7	A	69
70	MIRIAM EMMANUEL MGONJA	F	45	A	36	B	45	A	46	A	44	A	46	A	262	43.7	A	69
71	LATIFA IDRISA ALLY	F	36	B	41	A	47	A	49	A	42	A	45	A	260	43.3	A	71.5
72	LYNE STEPHEN KAPESA	F	41	A	41	A	47	A	49	A	38	B	44	A	260	43.3	A	71.5
73	YOSHUA YUST KIMARIO	M	43	A	41	A	47	A	47	A	38	B	43	A	259	43.2	A	74
74	ANNIE ALINDA VICTOR	F	43	A	42	A	46	A	45	A	37	B	46	A	259	43.2	A	74
75	NEEMA HAMISI MSAFIRI	F	45	A	41	A	47	A	46	A	34	B	46	A	259	43.2	A	74

NO	NAME	SEX	MATH		KISW		ENG		SCI		SST		CME		TOTAL	AVG	GRADE	POS
76	GLORY SALVATORY	F	40	B	41	A	48	A	49	A	38	B	42	A	258	43.0	A	76.5
77	RACHEL MATHIAS LUTOBEKA	F	40	B	42	A	45	A	49	A	38	B	44	A	258	43.0	A	76.5
78	BIVAN EVODIUS MUGISHA	M	37	B	42	A	47	A	47	A	39	B	45	A	257	42.8	A	78
79	NICOLE IVAN PETER	F	43	A	41	A	40	B	48	A	35	B	45	A	252	42.0	A	79
80	CATHERINE TISIO MIHO	F	41	A	39	B	46	A	46	A	35	B	43	A	250	41.7	A	80
81	CHRISTER KOKUSHUBIRA MUHINGO	F	36	B	43	A	48	A	47	A	25	C	49	A	248	41.3	A	81
82	LORITA EXAUD ASENGA	F	33	B	41	A	46	A	48	A	28	C	46	A	242	40.3	B	82