
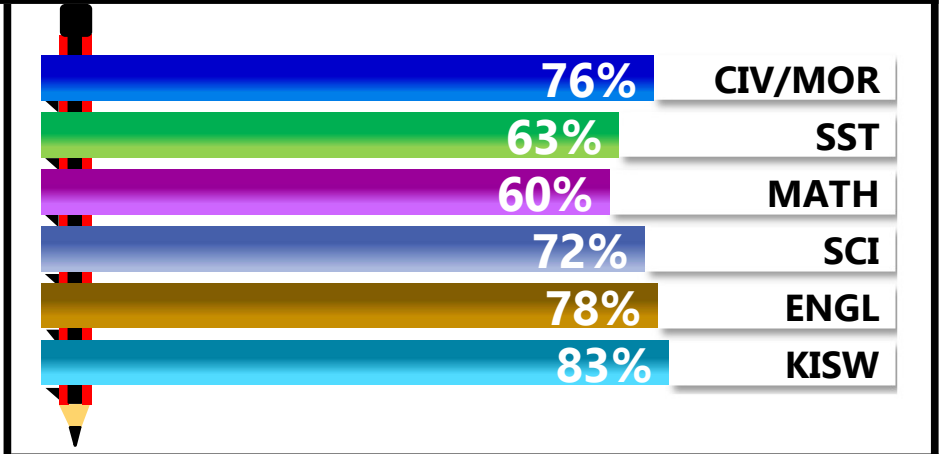


		<h1>KOM</h1>			
REGION: SHINYANGA		SCHOOL AVERAGE	215.6	OVERALL GRADE	
DISTRICT: SHINYANGA				CATEGORY	
				BELOW 40	

SUBJECT PERFORMANCE ANALYSIS

SUBJECT NAME	AVG	%	RNK
KISWAHILI	41.5	83%	1
ENGLISH	38.9	78%	2
CIVIC & MORAL	37.9	76%	3
SCIENCE	36.1	72%	4
SOCIAL STUDIES	31.3	63%	5
MATHEMATICS	29.8	60%	6
BOYS/GIRLS PASS RATE			
	STD	AVG	%
BOYS	20	0.68	68%
GIRLS	9	0.29	29%



GRADE ANALYSIS SUMMARY					
SUBJECT NAME/GRADE	A	B	C	D	E
MATHEMATICS	4	7	16	3	0
KISWAHILI	20	10	0	0	0
ENGLISH	13	15	1	1	0
SCIENCE	7	16	7	0	0
SOCIAL STUDIES	4	11	14	1	0
CIVIC AND MORAL	9	16	4	0	0
OVERALL GRADE ANALYSIS					
	NO.	SEATED	%		
A	5	30	17%		
B	18		60%		
C	7		23%		
D	0	0	0%		
E	0		0%		

BOYS VS GIRLS PASSRATE (%)		
	v	
BOYS		GIRLS
OVERALL PERFORMANCE ANALYSIS		
REGISTERED	30	100%
SEATED	30	100%
ABSENTEES	0	0%
PASSED	30	100%
FAILED	0	0%

INDEX	NAME	SEX	MATHEMATICS		KISWAHILI		ENGLISH		SCIENCE		SOCIAL STUDIES		CIVIC & MORAL		TOTAL	AVERAGE	OVERALL GRADE	SCH POSITION	OVERALL POSITION
1	ERICK JOACHIM DOTTO	M	42	A	47	A	50	A	44	A	43	A	47	A	273	46	A	1	737.5
2	BEATRICE BAHATI WAPE	F	46	A	43	A	48	A	43	A	43	A	48	A	271	45	A	2	857.5
3	STEVEN BERNARD LUBALE	M	45	A	43	A	47	A	45	A	41	A	45	A	266	44	A	3	1160
4	EMMANUEL KILION WEMBE	M	40	B	47	A	44	A	43	A	42	A	42	A	258	43	A	4	1645
5	MORICE PATRICK CHACHA	M	39	B	45	A	42	A	45	A	36	B	46	A	253	42	A	5	1928
6	MUSSA JOHN OMOLO	M	39	B	45	A	41	A	43	A	32	B	43	A	243	41	B	6	2447
7	PETER VERAN MWALUKO	M	33	B	42	A	44	A	43	A	36	B	44	A	242	40	B	7	2491
8	STELALOUIS KARUME HAFIDH	F	35	B	44	A	40	B	40	B	39	B	40	B	238	40	B	8	2673
9	IRENE AMOS PAUL	F	32	B	44	A	44	A	39	B	35	B	43	A	237	40	B	9	2711.5
10	ADRIAN ALEX MAKOKO	M	45	A	38	B	36	B	37	B	35	B	40	B	231	39	B	10	2943
11	PATRICK SADU MAHUSHI	M	35	B	41	A	43	A	35	B	34	B	38	B	226	38	B	11	3138
12	ALPHONCE PETER ALPHONCE	M	28	C	44	A	42	A	36	B	36	B	36	B	222	37	B	12	3299
13	LUDOVIC CHRISTOPHER KALUMBI	M	27	C	45	A	39	B	35	B	29	C	44	A	219	37	B	13	3412
14	DERICK MUSA BULENGA	M	26	C	38	B	45	A	40	B	30	C	39	B	218	36	B	15	3445.5
15	CONSOLATHA IGNASI BANYEMAA	F	28	C	45	A	39	B	35	B	31	B	40	B	218	36	B	15	3445.5
16	SELENA ALBERT MBANGA	F	28	C	43	A	37	B	34	B	31	B	41	A	214	36	B	16	3591.5
17	DAUDI JOHN NYAISAWA	M	23	C	43	A	39	B	37	B	29	C	36	B	207	35	B	17	3807.5
18	GABRIEL MSAFIRI STEPHEN	M	20	D	45	A	38	B	37	B	28	C	36	B	204	34	B	19	3892.5
19	NURU SAUTI WAMBURA	M	30	C	41	A	41	A	28	C	26	C	38	B	204	34	B	19	3892.5
20	RENEERITHA JULIUS ALPHONCE	F	27	C	43	A	44	A	29	C	27	C	33	B	203	34	B	20	3926
21	JOHANES JOHNSON KABENGULA	M	21	C	40	B	32	B	39	B	26	C	38	B	196	33	B	21	4124
22	GILBERT MUSA LIMBE	M	28	C	31	B	37	B	36	B	25	C	37	B	194	32	B	22	4184
23	DAYANA KADOGO JACKSON	F	23	C	39	B	38	B	28	C	26	C	35	B	189	32	B	23	4296.5

INDEX	NAME	SEX	MATHEMATICS		KISWAHILI		ENGLISH		SCIENCE		SOCIAL STUDIES		CIVIC & MORAL		TOTAL	AVERAGE	OVERALL GRADE	SCH POSITION	OVERALL POSITION
24	ALEX JOHANES FRANCIS	M	24	C	41	A	32	B	28	C	25	C	34	B	184	31	C	24	4384
25	EMMANUEL JACOB MATARA	M	16	D	40	B	30	C	36	B	29	C	32	B	183	31	C	26	4402.5
26	JOSEPH LEONARD MUSHI	M	21	C	35	B	33	B	36	B	28	C	30	C	183	31	C	26	4402.5
27	JULIANA SYLIVESTER PONTIAN	F	22	C	44	A	20	D	30	C	31	B	34	B	181	30	C	28	4438.5
28	NASMA ABDALLAH BARGHASH	F	30	C	39	B	36	B	24	C	25	C	27	C	181	30	C	28	4438.5
29	ALEX CHARLES MAYAYA	M	16	D	38	B	32	B	35	B	26	C	26	C	173	29	C	29	4559.5
30	MARIAM RASHID SWEBE	F	26	C	32	B	33	B	23	C	16	D	26	C	156	26	C	30	4733