



LACHISH



REGION: DAR ES SALAAM

SCHOOL AVERAGE

25.7

DISTRICT: KINONDONI

SUBJECT AND GRADE PERFORMANCE ANALYSIS

SUBJECT RANKING

KISWAHILI	31.3	63%	1
MATHEMATICS	28.4	57%	2
ENGLISH	27.1	54%	3
SOCIAL STUDIES	24.7	49%	4
CIVIC AND MORAL EDUCATION	22.2	44%	5
SCIENCE	20.6	41%	6

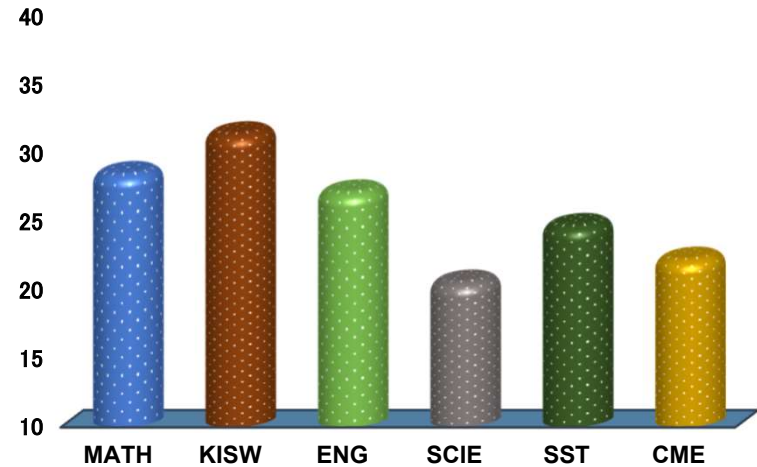
SUBJECT GRADE ANALYSIS

SUBJECT/GRADE	A	B	C	D	F
MATHEMATICS	2	2	2	2	1
KISWAHILI	2	4	2	0	1
ENGLISH	1	4	1	2	0
SCIENCE	0	0	5	2	2
SOCIAL STUDIES	0	4	2	1	2
CIVIC AND MORAL	0	2	2	3	2



OVERALL GRADE ANALYSIS

A	0	9	0%
B	4		5%
C	3		4%
D	2		2%
F	0		0%

CHART SUBJECT ANALYSIS



BOYS VS GIRLS PERFORMANCE

	SAT 4 20%		SAT 5 30%	9
---	--------------------------------------	---	--------------------------------------	----------

REGISTERED	9	100%
SEATED	9	100%
ABSENTEES	0	0%
PASSED	7	78%
FAILED	2	22%

NO	NAME	SEX	MATH		KISW		ENG		SCI		SST		CME		TOTAL	AVG	GRADE	POS
1	VANESSA SAMWEL NYIKA	F	42	A	35	B	34	B	30	C	34	B	34	B	209	34.8	B	1
2	QUEEN MRUSHA WARIOBA	F	36	B	42	A	32	B	30	C	34	B	34	B	208	34.7	B	2
3	IAN ERNEST MUNGO	M	18	D	42	A	45	A	29	C	38	B	28	C	200	33.3	B	3
4	VERONICA JOSEPH NDOKOLE	F	38	B	36	B	39	B	22	C	32	B	28	C	195	32.5	B	4
5	TRINA PIUS MABULA	F	28	C	35	B	33	B	14	D	22	C	20	D	152	25.3	C	5
6	BARAKA EMMANUEL MATAFYA	M	42	A	22	C	20	D	18	D	26	C	18	D	146	24.3	C	6
7	CAREEN AMANI KATALA	F	24	C	36	B	21	C	26	C	18	D	20	D	145	24.2	C	7
8	ABDULBARIKI MAULID MOHAMEDI	M	10	E	26	C	8	E	8	E	10	E	8	E	70	11.7	D	8
9	DENIS LAWRENCE MWANDU	M	18	D	8	E	12	D	8	E	8	E	10	E	64	10.7	D	9