
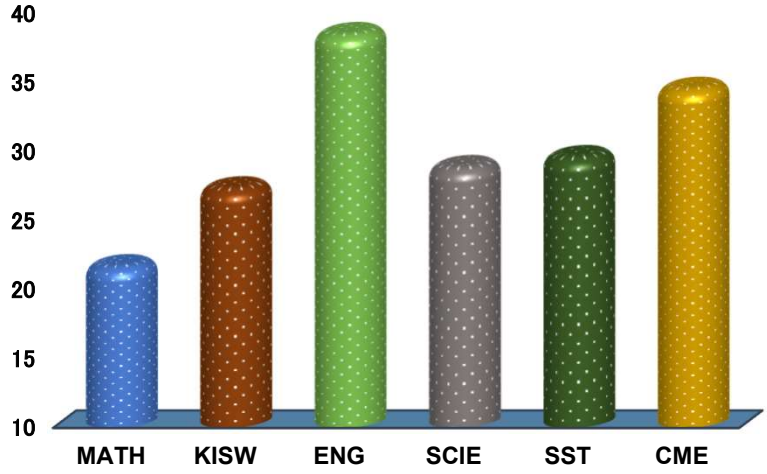


	<h1 style="margin:0;">LAKE</h1>				
REGION: MWANZA	SCHOOL AVERAGE: 30.0	DISTRICT: MWANZA			
SUBJECT AND GRADE PERFORMANCE ANALYSIS					
SUBJECT RANKING					
ENGLISH	38.3	77%	1		
CIVIC AND MORAL EDUCATION	34.4	69%	2		
SOCIAL STUDIES	29.5	59%	3		
SCIENCE	28.8	58%	4		
KISWAHILI	27.2	54%	5		
MATHEMATICS	21.6	43%	6		
SUBJECT GRADE ANALYSIS					
SUBJECT/GRADE	A	B	C	D	F
MATHEMATICS	8	8	15	21	0
KISWAHILI	0	23	26	13	0
ENGLISH	31	23	8	2	0
SCIENCE	8	18	24	13	0
SOCIAL STUDIES	6	23	28	7	0
CIVIC AND MORAL	20	27	11	5	0
OVERALL GRADE ANALYSIS					
A	4	64	5%		
B	25		31%		
C	28		35%		
D	7		9%		
F	0		0%		
CHART SUBJECT ANALYSIS					
					
BOYS VS GIRLS PERFORMANCE					
	SAT 36		SAT 29	TOTAL 65	
29%		31%			
SEATED	64	98%			
ABSENTEES	1	2%			
PASSED	57	88%			
FAILED	7	11%			

NO	NAME	SEX	MATH		KISW		ENG		SCI		SST		CME		TOTAL	AVG	GRADE	POS
1	AMMAR ABDALLAH AHMED	M	43	A	36	B	47	A	42	A	42	A	47	A	257	42.8	A	1.5
2	GWAMAKA ALEX MWAKYANJALA	M	48	A	34	B	47	A	43	A	42	A	43	A	257	42.8	A	1.5
3	RUHAYNA SAMEER KHAN	F	45	A	40	B	43	A	42	A	42	A	43	A	255	42.5	A	3
4	PAUL PASCAL SITTA	M	34	B	37	B	46	A	42	A	44	A	46	A	249	41.5	A	4
5	AVELINA MILEMBE SHIJA	F	45	A	37	B	44	A	35	B	35	B	45	A	241	40.2	B	5
6	DENIS JOHN OSIAH	M	41	A	35	B	44	A	38	B	36	B	45	A	239	39.8	B	6.5
7	AFREEN FIROZ AMIR	F	39	B	29	C	48	A	42	A	41	A	40	B	239	39.8	B	6.5
8	IMRAN ALMAS KANJU	M	37	B	35	B	46	A	40	B	37	B	41	A	236	39.3	B	8
9	FARHEEN FAISAL AMOUR	F	38	B	37	B	43	A	37	B	38	B	42	A	235	39.2	B	9
10	YASIR ABDULHAKIM ABEID	M	43	A	36	B	46	A	42	A	33	B	34	B	234	39.0	B	10.5
11	MELINA CREDO MTUKWA	F	42	A	38	B	45	A	35	B	31	B	43	A	234	39.0	B	10.5
12	RICHARD MUKESH SHANGHVI	M	34	B	30	C	45	A	41	A	40	B	43	A	233	38.8	B	12
13	HILDER MACKDONALD KIWIA	F	24	C	38	B	45	A	40	B	36	B	42	A	225	37.5	B	13
14	AISHA KUDRA ABDUWAHAB	F	32	B	28	C	42	A	34	B	40	B	42	A	218	36.3	B	14.5
15	SHARMILA SALIM TWALIB	F	31	B	30	C	46	A	37	B	31	B	43	A	218	36.3	B	14.5
16	INNARA LIYAKAT RAFIQ	F	30	C	32	B	48	A	35	B	30	C	42	A	217	36.2	B	16
17	FARIQ GULAM SHERALLY	M	28	C	38	B	40	B	30	C	39	B	41	A	216	36.0	B	17.5
18	ASHA AHMED ISMAIL	F	26	C	30	C	44	A	30	C	51	A	35	B	216	36.0	B	17.5
19	MALIKA ALTAF ISSA	F	29	C	36	B	43	A	34	B	31	B	42	A	215	35.8	B	19
20	MOUREEN ERICK TARIMO	F	24	C	29	C	45	A	36	B	37	B	39	B	210	35.0	B	20
21	TRAVIS RAYMOUND MARIKI	M	31	B	32	B	45	A	33	B	28	C	37	B	206	34.3	B	21
22	MARWA BENARD MWITA	M	26	C	36	B	45	A	33	B	31	B	32	B	203	33.8	B	22
23	IRENE ERICK MAGEGE	F	26	C	32	B	40	B	39	B	31	B	34	B	202	33.7	B	23
24	DIVYANSH SINGH HIMMAT	M	42	A	10	E	40	B	27	C	36	B	42	A	197	32.8	B	24
25	PHILIPO NELSON MBORWE	M	21	C	33	B	38	B	35	B	30	C	36	B	193	32.2	B	25

NO	NAME	SEX	MATH		KISW		ENG		SCI		SST		CME		TOTAL	AVG	GRADE	POS
26	ANGEL JOHN NKINGA	F	22	C	33	B	42	A	30	C	29	C	36	B	192	32.0	B	26
27	KHADIJA MANSOOR MARUZUKU	F	11	D	29	C	45	A	29	C	35	B	37	B	186	31.0	B	27.5
28	RITHA JACKSON MBONDO	F	21	C	28	C	44	A	29	C	30	C	34	B	186	31.0	B	27.5
29	AYOUB SALMEEN BAHAME	M	19	D	32	B	37	B	32	B	31	B	34	B	185	30.8	B	29
30	QUEEN NEEMA RAYMOND SIMON	F	26	C	27	C	35	B	32	B	25	C	37	B	182	30.3	C	30
31	NATHAN ELIA MSEGU	M	12	D	25	C	41	A	35	B	29	C	39	B	181	30.2	C	31
32	SALOME NICOLOUS MUJAYA	F	20	D	30	C	39	B	30	C	26	C	35	B	180	30.0	C	32
33	MARYAM SAID MAHFUDH	F	10	E	29	C	41	A	30	C	26	C	42	A	178	29.7	C	33
34	BRIAN MALAKI MANGU	M	17	D	27	C	35	B	27	C	31	B	37	B	174	29.0	C	34
35	FARAJA FANUEL LUKWARO	F	12	D	24	C	37	B	29	C	32	B	39	B	173	28.8	C	35
36	DAVIN JOSEPH NJILE	M	14	D	24	C	41	A	29	C	30	C	34	B	172	28.7	C	36
37	WASEEM NAUSHAD MULJI	M	15	D	36	B	38	B	22	C	24	C	35	B	170	28.3	C	37
38	HIZZA AWADHI MOHAMED	M	5	E	26	C	32	B	24	C	23	C	58	A	168	28.0	C	38
39	NAJEEB SHUMS MISTRY	M	30	C	18	D	40	B	30	C	22	C	26	C	166	27.7	C	39
40	AYMAN AYOUB JUMANNE	M	13	D	25	C	35	B	22	C	28	C	41	A	164	27.3	C	41
41	MBARAKA FARAJI MBARAKA	M	18	D	28	C	32	B	24	C	31	B	31	B	164	27.3	C	41
42	MUAYYAD KHALIFA SULEIMAN	M	26	C	22	C	40	B	28	C	26	C	22	C	164	27.3	C	41
43	ANFAL SAID MAHFUDH	F	12	D	28	C	41	A	17	D	30	C	35	B	163	27.2	C	43
44	SAMARA NAHEED ALIBHAI	F	26	C	17	D	42	A	21	C	22	C	34	B	162	27.0	C	44
45	UMMEHANI HUZEFA ESMAIL	F	17	D	19	D	46	A	26	C	25	C	28	C	161	26.8	C	45
46	LUCAS KALAMILA KOOMA	M	13	D	21	C	41	A	24	C	28	C	33	B	160	26.7	C	46
47	POLLINE MIMIE GIDEON	F	8	E	33	B	38	B	26	C	25	C	29	C	159	26.5	C	47
48	AMIR HUSSEIN MOHAMED	M	13	D	27	C	36	B	17	D	26	C	35	B	154	25.7	C	48
49	ABDULMALIK YAKUB NEJA	M	13	D	26	C	31	B	20	D	34	B	29	C	153	25.5	C	49
50	AYYAN AHMED MOHAMED	M	9	E	21	C	35	B	25	C	32	B	25	C	147	24.5	C	50

NO	NAME	SEX	MATH		KISW		ENG		SCI		SST		CME		TOTAL	AVG	GRADE	POS
51	RIFATI AHMED KHAMIS	M	8	E	33	B	35	B	16	D	23	C	30	C	145	24.2	C	51.5
52	EVELISAH MSYANANAH NILLAH	F	8	E	22	C	37	B	25	C	22	C	31	B	145	24.2	C	51.5
53	AHMED ABDULHAKEEM MBARAKA	M	12	D	16	D	26	C	26	C	26	C	31	B	137	22.8	C	53
54	BILL NICKSON MADUHU	M	13	D	18	D	23	C	17	D	28	C	30	C	129	21.5	C	55
55	JOHN FUE MSEJA	M	12	D	18	D	18	D	42	A	21	C	18	D	129	21.5	C	55
56	POLLINE POAS KILANGI	F	8	E	19	D	32	B	20	D	25	C	25	C	129	21.5	C	55
57	COLINCE JOHN SYLVESTER	M	13	D	24	C	30	C	15	D	18	D	28	C	128	21.3	C	57
58	RASHID MOHAMED SAID	M	4	E	18	D	25	C	19	D	21	C	34	B	121	20.2	D	58
59	RAAD GHALIB MOHAMED	M	7	E	17	D	29	C	16	D	20	D	21	C	110	18.3	D	59
60	HANEEF MOHAMED MUSA	M	12	D	10	E	30	C	15	D	17	D	12	D	96	16.0	D	60.5
61	ZULFA CLEY JUMA	F	5	E	19	D	23	C	18	D	14	D	17	D	96	16.0	D	60.5
62	ABBAS SHANAVAS MISTRY	M	11	D	13	D	19	D	12	D	13	D	18	D	86	14.3	D	62.5
63	KEILA YOEN MYOMBO	F	4	E	15	D	34	B	8	E	15	D	10	E	86	14.3	D	62.5
64	ZUHRA SHAKIR BIN - DHIA	F	5	E	17	D	23	C	11	D	11	D	12	D	79	13.2	D	64
65	OSMAN MAHMOUD OSMAN	M																