
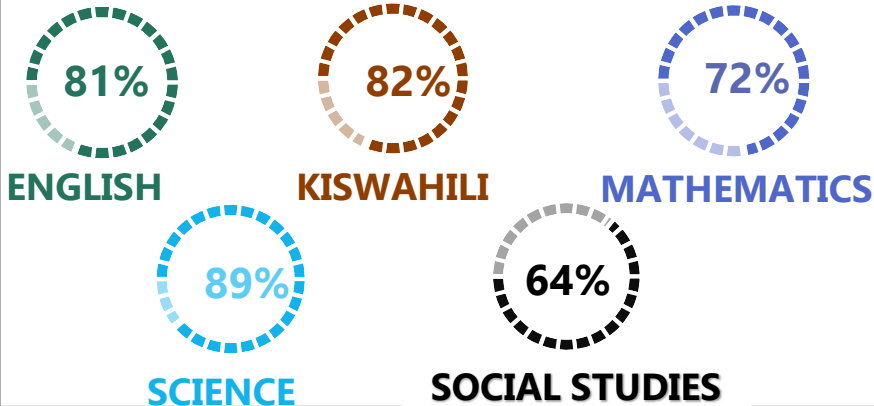

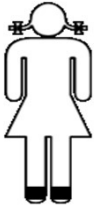




	<h1>LEGACY</h1>																																																																																											
REGION: IRINGA	SCHOOL AVERAGE: 194.2	BAND 3																																																																																										
DISTRICT: IRINGA		CATEGORY BELOW 40																																																																																										
SUBJECT PERFORMANCE ANALYSIS																																																																																												
<table border="1" style="width:100%; border-collapse: collapse;"> <thead> <tr> <th>SUBJECT NAME</th> <th>AVG</th> <th>%</th> <th>RNK</th> </tr> </thead> <tbody> <tr><td>SCIENCE</td><td>44.6</td><td>89%</td><td>1</td></tr> <tr><td>KISWAHILI</td><td>40.8</td><td>82%</td><td>2</td></tr> <tr><td>ENGLISH</td><td>40.6</td><td>81%</td><td>3</td></tr> <tr><td>MATHEMATICS</td><td>36.2</td><td>72%</td><td>4</td></tr> <tr><td>SOCIAL STUDIES</td><td>32.0</td><td>64%</td><td>5</td></tr> </tbody> </table> <table border="1" style="width:100%; border-collapse: collapse;"> <thead> <tr> <th>BOYS/GIRLS PASS RATE</th> <th>STD</th> <th>AVG</th> <th>%</th> </tr> </thead> <tbody> <tr><td>BOYS</td><td>4</td><td>0.84</td><td>84%</td></tr> <tr><td>GIRLS</td><td>1</td><td>0.16</td><td>16%</td></tr> </tbody> </table>	SUBJECT NAME	AVG	%	RNK	SCIENCE	44.6	89%	1	KISWAHILI	40.8	82%	2	ENGLISH	40.6	81%	3	MATHEMATICS	36.2	72%	4	SOCIAL STUDIES	32.0	64%	5	BOYS/GIRLS PASS RATE	STD	AVG	%	BOYS	4	0.84	84%	GIRLS	1	0.16	16%																																																								
SUBJECT NAME	AVG	%	RNK																																																																																									
SCIENCE	44.6	89%	1																																																																																									
KISWAHILI	40.8	82%	2																																																																																									
ENGLISH	40.6	81%	3																																																																																									
MATHEMATICS	36.2	72%	4																																																																																									
SOCIAL STUDIES	32.0	64%	5																																																																																									
BOYS/GIRLS PASS RATE	STD	AVG	%																																																																																									
BOYS	4	0.84	84%																																																																																									
GIRLS	1	0.16	16%																																																																																									
<table border="1" style="width:100%; border-collapse: collapse;"> <thead> <tr> <th colspan="6">GRADE ANALYSIS SUMMARY</th> </tr> <tr> <th>SUBJECT NAME/GRADE</th> <th>A</th> <th>B</th> <th>C</th> <th>D</th> <th>E</th> </tr> </thead> <tbody> <tr><td>MATHEMATICS</td><td>3</td><td>1</td><td>0</td><td>1</td><td>0</td></tr> <tr><td>KISWAHILI</td><td>3</td><td>2</td><td>0</td><td>0</td><td>0</td></tr> <tr><td>ENGLISH</td><td>3</td><td>2</td><td>0</td><td>0</td><td>0</td></tr> <tr><td>SCIENCE</td><td>4</td><td>1</td><td>0</td><td>0</td><td>0</td></tr> <tr><td>SOCIAL STUDIES</td><td>2</td><td>1</td><td>1</td><td>1</td><td>0</td></tr> </tbody> </table> <table border="1" style="width:100%; border-collapse: collapse;"> <thead> <tr> <th>OVERALL GRADE ANALYSIS</th> <th>NO.</th> <th>SEATED</th> <th>%</th> </tr> </thead> <tbody> <tr><td>41- 45</td><td>2</td><td rowspan="3" style="text-align: center;">5</td><td>40%</td></tr> <tr><td>30.5 - 40</td><td>2</td><td>40%</td></tr> <tr><td>20.5 - 30</td><td>1</td><td>20%</td></tr> <tr><td>10.5 - 20</td><td>0</td><td rowspan="2" style="text-align: center;">0</td><td>0%</td></tr> <tr><td>0- 10</td><td>0</td><td>0%</td></tr> </tbody> </table>	GRADE ANALYSIS SUMMARY						SUBJECT NAME/GRADE	A	B	C	D	E	MATHEMATICS	3	1	0	1	0	KISWAHILI	3	2	0	0	0	ENGLISH	3	2	0	0	0	SCIENCE	4	1	0	0	0	SOCIAL STUDIES	2	1	1	1	0	OVERALL GRADE ANALYSIS	NO.	SEATED	%	41- 45	2	5	40%	30.5 - 40	2	40%	20.5 - 30	1	20%	10.5 - 20	0	0	0%	0- 10	0	0%	<table border="1" style="width:100%; border-collapse: collapse;"> <thead> <tr> <th colspan="2">BOYS VS GIRLS PASSRATE (%)</th> </tr> </thead> <tbody> <tr> <td style="text-align: center;"> 84%</td> <td style="text-align: center;"> 16%</td> </tr> </tbody> </table> <table border="1" style="width:100%; border-collapse: collapse;"> <thead> <tr> <th colspan="3">OVERALL PERFORMANCE ANALYSIS</th> </tr> </thead> <tbody> <tr><td>REGISTERED</td><td style="text-align: center;">5</td><td style="text-align: center;">100%</td></tr> <tr><td>SEATED</td><td style="text-align: center;">5</td><td style="text-align: center;">100%</td></tr> <tr><td>ABSENTEES</td><td style="text-align: center;">0</td><td style="text-align: center;">0%</td></tr> <tr><td>PASSED</td><td style="text-align: center;">5</td><td style="text-align: center;">100%</td></tr> <tr><td>FAILED</td><td style="text-align: center;">0</td><td style="text-align: center;">0%</td></tr> <tr><td>SCHOOL POSITION</td><td colspan="2" style="text-align: center;">27</td></tr> <tr><td>TOTAL SCHOOLS</td><td colspan="2" style="text-align: center;">87</td></tr> </tbody> </table>	BOYS VS GIRLS PASSRATE (%)		 84%	 16%	OVERALL PERFORMANCE ANALYSIS			REGISTERED	5	100%	SEATED	5	100%	ABSENTEES	0	0%	PASSED	5	100%	FAILED	0	0%	SCHOOL POSITION	27		TOTAL SCHOOLS	87	
GRADE ANALYSIS SUMMARY																																																																																												
SUBJECT NAME/GRADE	A	B	C	D	E																																																																																							
MATHEMATICS	3	1	0	1	0																																																																																							
KISWAHILI	3	2	0	0	0																																																																																							
ENGLISH	3	2	0	0	0																																																																																							
SCIENCE	4	1	0	0	0																																																																																							
SOCIAL STUDIES	2	1	1	1	0																																																																																							
OVERALL GRADE ANALYSIS	NO.	SEATED	%																																																																																									
41- 45	2	5	40%																																																																																									
30.5 - 40	2		40%																																																																																									
20.5 - 30	1		20%																																																																																									
10.5 - 20	0	0	0%																																																																																									
0- 10	0		0%																																																																																									
BOYS VS GIRLS PASSRATE (%)																																																																																												
 84%	 16%																																																																																											
OVERALL PERFORMANCE ANALYSIS																																																																																												
REGISTERED	5	100%																																																																																										
SEATED	5	100%																																																																																										
ABSENTEES	0	0%																																																																																										
PASSED	5	100%																																																																																										
FAILED	0	0%																																																																																										
SCHOOL POSITION	27																																																																																											
TOTAL SCHOOLS	87																																																																																											

INDEX	NAME	SEX	MATHEMATICS		KISWAHILI		ENGLISH		SCIENCE		SOCIAL STUDIES		TOTAL	AVERAGE	OVR GRADE	SCH POSITION	OVERALL POSITION
1	JOSEPH HAULE	M	46	A	44	A	45	A	48	A	42	A	225	45	A	1	592
2	ZION CHAVALA	M	41	A	41	A	42	A	48	A	34	B	206	41	A	2	1909.5
3	BARAKA NTIRUHUNGWA	M	41	A	41	A	36	B	43	A	41	A	202	40	B	3	2176.5
4	ADILI CHUMA	M	33	B	40	B	42	A	46	A	26	C	187	37	B	4	3046
5	LINDA HABIBU	F	20	D	38	B	38	B	38	B	17	D	151	30	C	5	4569