
	<h1>LITTLEWOOD</h1>	
<b>REGION: DAR ES SALAAM</b>	<b>SCHOOL AVERAGE: 33.3</b>	<b>DISTRICT: UBUNGO</b>
<b>SUBJECT AND GRADE PERFORMANCE ANALYSIS</b>		

SUBJECT RANKING			
ENGLISH	42.2	84%	1
CIVIC AND MORAL EDUCATION	39.2	78%	2
KISWAHILI	31.9	64%	3
SOCIAL STUDIES	31.4	63%	4
SCIENCE	30.9	62%	5
MATHEMATICS	24.2	48%	6

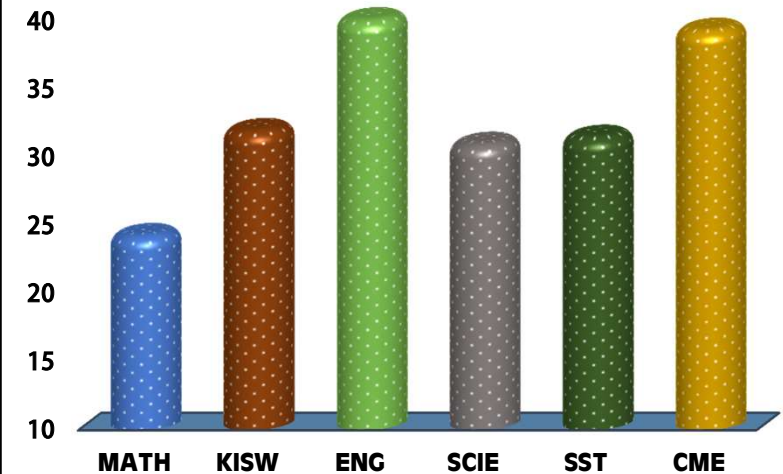
  



SUBJECT GRADE ANALYSIS					
SUBJECT/GRADE	A	B	C	D	F
MATHEMATICS	4	5	10	11	0
KISWAHILI	1	20	12	2	0
ENGLISH	23	10	1	1	0
SCIENCE	2	18	12	3	0
SOCIAL STUDIES	1	19	12	3	0
CIVIC AND MORAL	21	9	4	1	0

OVERALL GRADE ANALYSIS			
<b>A</b>	<b>4</b>	<b>35</b>	5%
<b>B</b>	<b>21</b>		26%
<b>C</b>	<b>8</b>		10%
<b>D</b>	<b>2</b>		2%
<b>F</b>	<b>0</b>		0%

CHART SUBJECT ANALYSIS



BOYS VS GIRLS PERFORMANCE				
	<b>SAT</b>		<b>SAT</b>	<b>TOTAL</b>
	<b>15</b>		<b>20</b>	<b>35</b>
<b>33%</b>		<b>34%</b>		

SEATED	35	100%
ABSENTEES	0	0%
PASSED	33	94%
FAILED	2	6%

NO	NAME	SEX	MATH		KISW		ENG		SCI		SST		CME		TOTAL	AVG	GRADE	POS
1	CLEVER WILHELM SWAI	M	48	A	39	B	48	A	38	B	41	A	44	A	258	43.0	A	1
2	YASIR ZUBERI MWAKISUMBE	M	47	A	35	B	46	A	42	A	40	B	46	A	256	42.7	A	2
3	MWASI MARWA NTAGIRA	M	42	A	37	B	48	A	37	B	40	B	44	A	248	41.3	A	3
4	ROSEMARY SILVESTER MUSHI	F	33	B	40	B	47	A	43	A	37	B	45	A	245	40.8	A	4
5	SALHA MOHAMMED SHAKSI	F	37	B	41	A	45	A	33	B	36	B	47	A	239	39.8	B	5
6	ALLEN GRANT MSOKWA	M	42	A	36	B	46	A	39	B	31	B	44	A	238	39.7	B	6
7	MARION GEORGE MSONGOLE	F	33	B	37	B	47	A	30	C	35	B	47	A	229	38.2	B	7
8	GERALDINE MELTUS RWASA	F	32	B	37	B	44	A	31	B	38	B	45	A	227	37.8	B	8
9	HAYKAL FREDRICK UMIRO	F	21	C	35	B	47	A	35	B	39	B	47	A	224	37.3	B	9
10	ANGEL MWITA CHACHA	F	22	C	37	B	46	A	38	B	35	B	45	A	223	37.2	B	10
11	HAPPYNESS ALLEN MARANDU	F	32	B	33	B	45	A	32	B	36	B	42	A	220	36.7	B	11
12	HAMZA MOHAMED MANYINYI	M	29	C	27	C	45	A	34	B	38	B	46	A	219	36.5	B	12
13	NANCY ELIEZA MBWAMBO	F	19	D	32	B	48	A	37	B	39	B	43	A	218	36.3	B	13
14	KARIM MAULID KUNDYA	M	29	C	34	B	47	A	30	C	33	B	41	A	214	35.7	B	14
15	ANGLE ONESMO MUSHI	F	25	C	39	B	47	A	31	B	29	C	42	A	213	35.5	B	15.5
16	TUMAINI HERIETH LUSEKELO	F	26	C	35	B	44	A	33	B	34	B	41	A	213	35.5	B	15.5
17	CHRISTINA OSSWALD NDOZZI	F	24	C	36	B	42	A	32	B	35	B	41	A	210	35.0	B	17
18	AIKA DERECK MBANZENDOLE	F	28	C	34	B	47	A	30	C	30	C	40	B	209	34.8	B	18
19	SARAH TEDDY MWAIJUMBA	F	28	C	30	C	46	A	29	C	29	C	44	A	206	34.3	B	19
20	BRIAN ELISHA SIMBA	M	18	D	35	B	44	A	30	C	36	B	42	A	205	34.2	B	20
21	TUFENA EDWIN MWITA	F	20	D	29	C	46	A	35	B	33	B	41	A	204	34.0	B	21
22	LEAH FRANK KONGA	F	20	D	30	C	47	A	32	B	26	C	40	B	195	32.5	B	22
23	VERONICA AIDANO AMULI	F	25	C	31	B	45	A	26	C	28	C	38	B	193	32.2	B	23
24	CHRISOGON POLLYCHRONIUS SABUNI	M	20	D	27	C	39	B	31	B	31	B	38	B	186	31.0	B	24.5
25	NAHEIM ALLY MASANINGA	M	13	D	29	C	39	B	31	B	31	B	43	A	186	31.0	B	24.5

NO	NAME	SEX	MATH		KISW		ENG		SCI		SST		CME		TOTAL	AVG	GRADE	POS
26	ALLEN VICTOR KOMEKA	M	18	D	30	C	39	B	28	C	30	C	37	B	182	30.3	C	26
27	CHRISTOPHER RESPICIUS MARTIN	M	20	D	30	C	40	B	25	C	24	C	39	B	178	29.7	C	27
28	HEBRON ANDREW MWALWIS	M	14	D	32	B	37	B	30	C	28	C	36	B	177	29.5	C	28
29	CONSTANCIA YUDATADE KESSY	F	8	E	31	B	34	B	32	B	29	C	37	B	171	28.5	C	29
30	AWADHI JUMA NKYA	M	20	D	26	C	37	B	25	C	27	C	35	B	170	28.3	C	30
31	DORICAH FELCHISIM KITABU	F	20	D	28	C	40	B	24	C	28	C	29	C	169	28.2	C	31
32	IAN INNOCENT MNTENGA	M	8	E	30	C	34	B	29	C	22	C	27	C	150	25.0	C	32
33	THEODORA NJAULE MMBAGA	F	9	E	21	C	40	B	19	D	17	D	22	C	128	21.3	C	33
34	IRENE SAMWEL MONGI	F	9	E	20	D	26	C	14	D	20	D	22	C	111	18.5	D	34
35	CHRISTIAN OSSWALD NDOZZI	M	8	E	13	D	15	D	16	D	14	D	13	D	79	13.2	D	35