
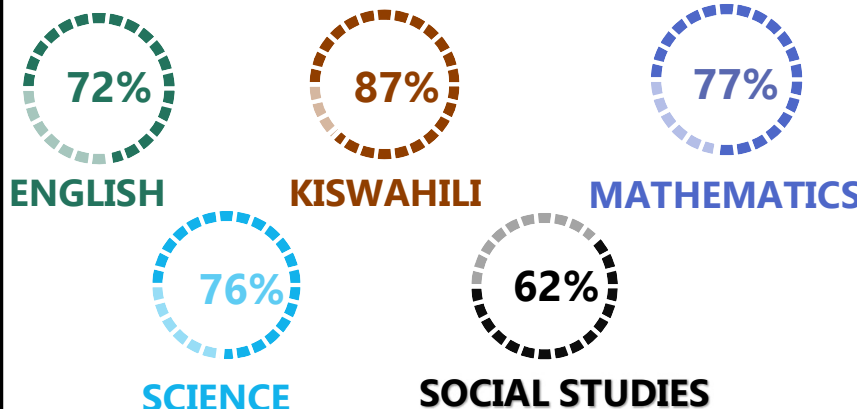






	<h1>LITTLEWOOD</h1>																																																																																											
<b>REGION: DAR ES SALAAM</b>	<b>SCHOOL AVERAGE: 187.7</b>	<b>BAND 3</b>																																																																																										
<b>DISTRICT: UBUNGO</b>		<b>CATEGORY BELOW 40</b>																																																																																										
<b>SUBJECT PERFORMANCE ANALYSIS</b>																																																																																												
<table border="1" style="width:100%; border-collapse: collapse;"> <thead> <tr> <th style="text-align: left;">SUBJECT NAME</th> <th>AVG</th> <th>%</th> <th>RNK</th> </tr> </thead> <tbody> <tr><td>KISWAHILI</td><td>43.6</td><td>87%</td><td>1</td></tr> <tr><td>MATHEMATICS</td><td>38.7</td><td>77%</td><td>2</td></tr> <tr><td>SCIENCE</td><td>38.0</td><td>76%</td><td>3</td></tr> <tr><td>ENGLISH</td><td>36.2</td><td>72%</td><td>4</td></tr> <tr><td>SOCIAL STUDIES</td><td>31.1</td><td>62%</td><td>5</td></tr> </tbody> </table> <table border="1" style="width:100%; border-collapse: collapse;"> <thead> <tr> <th style="text-align: left;">BOYS/GIRLS PASS RATE</th> <th>STD</th> <th>AVG</th> <th>%</th> </tr> </thead> <tbody> <tr><td>BOYS</td><td>17</td><td>0.54</td><td>54%</td></tr> <tr><td>GIRLS</td><td>13</td><td>0.46</td><td>46%</td></tr> </tbody> </table>	SUBJECT NAME	AVG	%	RNK	KISWAHILI	43.6	87%	1	MATHEMATICS	38.7	77%	2	SCIENCE	38.0	76%	3	ENGLISH	36.2	72%	4	SOCIAL STUDIES	31.1	62%	5	BOYS/GIRLS PASS RATE	STD	AVG	%	BOYS	17	0.54	54%	GIRLS	13	0.46	46%																																																								
SUBJECT NAME	AVG	%	RNK																																																																																									
KISWAHILI	43.6	87%	1																																																																																									
MATHEMATICS	38.7	77%	2																																																																																									
SCIENCE	38.0	76%	3																																																																																									
ENGLISH	36.2	72%	4																																																																																									
SOCIAL STUDIES	31.1	62%	5																																																																																									
BOYS/GIRLS PASS RATE	STD	AVG	%																																																																																									
BOYS	17	0.54	54%																																																																																									
GIRLS	13	0.46	46%																																																																																									
<table border="1" style="width:100%; border-collapse: collapse;"> <thead> <tr> <th colspan="6" style="text-align: center;">GRADE ANALYSIS SUMMARY</th> </tr> <tr> <th style="text-align: left;">SUBJECT NAME/GRADE</th> <th>A</th> <th>B</th> <th>C</th> <th>D</th> <th>E</th> </tr> </thead> <tbody> <tr><td>MATHEMATICS</td><td>11</td><td>9</td><td>2</td><td>1</td><td>0</td></tr> <tr><td>KISWAHILI</td><td>19</td><td>4</td><td>0</td><td>0</td><td>0</td></tr> <tr><td>ENGLISH</td><td>4</td><td>17</td><td>2</td><td>0</td><td>0</td></tr> <tr><td>SCIENCE</td><td>10</td><td>11</td><td>2</td><td>0</td><td>0</td></tr> <tr><td>SOCIAL STUDIES</td><td>0</td><td>11</td><td>12</td><td>0</td><td>0</td></tr> </tbody> </table> <table border="1" style="width:100%; border-collapse: collapse;"> <thead> <tr> <th style="text-align: left;">OVERALL GRADE ANALYSIS</th> <th>NO.</th> <th>SEATED</th> <th>%</th> </tr> </thead> <tbody> <tr> <td>41- 45</td> <td>5</td> <td rowspan="3" style="text-align: center; vertical-align: middle;">23</td> <td>22%</td> </tr> <tr> <td>30.5 - 40</td> <td>17</td> <td>74%</td> </tr> <tr> <td>20.5 - 30</td> <td>1</td> <td>4%</td> </tr> <tr> <td>10.5 - 20</td> <td>0</td> <td rowspan="2" style="text-align: center; vertical-align: middle;">0</td> <td>0%</td> </tr> <tr> <td>0- 10</td> <td>0</td> <td>0%</td> </tr> </tbody> </table>	GRADE ANALYSIS SUMMARY						SUBJECT NAME/GRADE	A	B	C	D	E	MATHEMATICS	11	9	2	1	0	KISWAHILI	19	4	0	0	0	ENGLISH	4	17	2	0	0	SCIENCE	10	11	2	0	0	SOCIAL STUDIES	0	11	12	0	0	OVERALL GRADE ANALYSIS	NO.	SEATED	%	41- 45	5	23	22%	30.5 - 40	17	74%	20.5 - 30	1	4%	10.5 - 20	0	0	0%	0- 10	0	0%	<table border="1" style="width:100%; border-collapse: collapse;"> <thead> <tr> <th colspan="2" style="text-align: center;">BOYS VS GIRLS PASSRATE (%)</th> </tr> </thead> <tbody> <tr> <td style="text-align: center;"> <b>54%</b></td> <td style="text-align: center;"> <b>46%</b></td> </tr> </tbody> </table> <table border="1" style="width:100%; border-collapse: collapse;"> <thead> <tr> <th colspan="3" style="text-align: center;">OVERALL PERFORMANCE ANALYSIS</th> </tr> </thead> <tbody> <tr><td>REGISTERED</td><td style="text-align: center;">30</td><td style="text-align: center;">100%</td></tr> <tr><td>SEATED</td><td style="text-align: center;">23</td><td style="text-align: center;">77%</td></tr> <tr><td>ABSENTEES</td><td style="text-align: center;">7</td><td style="text-align: center;">23%</td></tr> <tr><td>PASSED</td><td style="text-align: center;">23</td><td style="text-align: center;">77%</td></tr> <tr><td>FAILED</td><td style="text-align: center;">0</td><td style="text-align: center;">0%</td></tr> <tr><td>SCHOOL POSITION</td><td colspan="2" style="text-align: center;">35</td></tr> <tr><td>TOTAL SCHOOLS</td><td colspan="2" style="text-align: center;">87</td></tr> </tbody> </table>	BOYS VS GIRLS PASSRATE (%)		 <b>54%</b>	 <b>46%</b>	OVERALL PERFORMANCE ANALYSIS			REGISTERED	30	100%	SEATED	23	77%	ABSENTEES	7	23%	PASSED	23	77%	FAILED	0	0%	SCHOOL POSITION	35		TOTAL SCHOOLS	87	
GRADE ANALYSIS SUMMARY																																																																																												
SUBJECT NAME/GRADE	A	B	C	D	E																																																																																							
MATHEMATICS	11	9	2	1	0																																																																																							
KISWAHILI	19	4	0	0	0																																																																																							
ENGLISH	4	17	2	0	0																																																																																							
SCIENCE	10	11	2	0	0																																																																																							
SOCIAL STUDIES	0	11	12	0	0																																																																																							
OVERALL GRADE ANALYSIS	NO.	SEATED	%																																																																																									
41- 45	5	23	22%																																																																																									
30.5 - 40	17		74%																																																																																									
20.5 - 30	1		4%																																																																																									
10.5 - 20	0	0	0%																																																																																									
0- 10	0		0%																																																																																									
BOYS VS GIRLS PASSRATE (%)																																																																																												
 <b>54%</b>	 <b>46%</b>																																																																																											
OVERALL PERFORMANCE ANALYSIS																																																																																												
REGISTERED	30	100%																																																																																										
SEATED	23	77%																																																																																										
ABSENTEES	7	23%																																																																																										
PASSED	23	77%																																																																																										
FAILED	0	0%																																																																																										
SCHOOL POSITION	35																																																																																											
TOTAL SCHOOLS	87																																																																																											

INDEX	NAME	SEX	MATHEMATICS	KISWAHILI	ENGLISH	SCIENCE	SOCIAL STUDIES	TOTAL	AVERAGE	OVR GRADE	SCH POSITION	OVERALL POSITION					
1	DERICK ITUS KAWISHE	M	50	A	49	A	42	A	48	A	38	B	227	45	A	1	463.5
2	FAHIM JAFFARY KIAMA	M	44	A	45	A	43	A	45	A	35	B	212	42	A	2	1494.5
3	VICTOR FREDY MPONJI	M	43	A	45	A	42	A	43	A	38	B	211	42	A	3	1562
4	NASRI SAID MAGEZA	M	48	A	45	A	37	B	40	B	35	B	205	41	A	4	1973
5	LEVIS GEORGE MSONGOLE	M	47	A	43	A	37	B	44	A	33	B	204	41	A	5	2037
6	HERI TIMOTHY MAPUNDA	M	39	B	46	A	40	B	41	A	36	B	202	40	B	6.5	2176.5
7	EMMANUELA ARNOLD MREMA	F	45	A	44	A	40	B	45	A	28	C	202	40	B	6.5	2176.5
8	GODBLESS FABIAN KIGADYE	M	45	A	43	A	32	B	43	A	36	B	199	40	B	8	2373
9	LUCY JOSHUA MWAFULANGO	F	42	A	41	A	41	A	41	A	32	B	197	39	B	9	2496.5
10	LAURA FELIX MBORE	F	39	B	45	A	40	B	43	A	29	C	196	39	B	10	2555
11	KELVIN CHACHA ENOCK	M	40	B	48	A	34	B	35	B	37	B	194	39	B	11	2672
12	CHARITY EDWIN CHANDE	F	38	B	48	A	36	B	38	B	32	B	192	38	B	12	2777.5
13	GRACIOUS GENES ASSEY	F	41	A	46	A	31	B	43	A	30	C	191	38	B	13	2834
14	MELANIA CHARLES MAPUNDA	F	37	B	42	A	39	B	40	B	27	C	185	37	B	14.5	3166
15	STARA KELVIN MAHUA	F	39	B	40	B	37	B	39	B	30	C	185	37	B	14.5	3166
16	LOUREEN DONALD KWAYU	F	42	A	43	A	35	B	31	B	28	C	179	36	B	16	3471.5
17	BRIGHT BARAKA ABDALLAH	M	33	B	45	A	38	B	34	B	25	C	175	35	B	17.5	3651.5
18	HALIMA IDD OMARY	F	34	B	43	A	36	B	34	B	28	C	175	35	B	17.5	3651.5
19	JUVENAL PROSPER SHAYO	M	32	B	43	A	37	B	34	B	26	C	172	34	B	19	3787
20	DHULYKFLI ZUBERI SHEMMEA	M	45	A	38	B	30	C	23	C	31	B	167	33	B	20	3991.5
21	DOREEN DENIS LUNUMA	F	30	C	46	A	31	B	34	B	25	C	166	33	B	21	4032
22	GEORGE ALLAN LUDAMILA	M	23	C	40	B	33	B	31	B	30	C	157	31	B	22	4359
23	ANGEL SAMWEL MONGI	F	15	D	35	B	22	C	25	C	26	C	123	25	C	23	5158
24	BRIAN BARAKA LWENGE	M															
25	CHRISTIAN MARICK KIMARIO	M															

INDEX	NAME	SEX	MATHEMATICS	KISWAHILI	ENGLISH	SCIENCE	SOCIAL STUDIES	TOTAL	AVERAGE	OVR GRADE	SCH POSITION	OVERALL POSITION
26	DANIEL PRAYGOD LEMA	M										
27	ELIFURAHA DANIEL MDINGI	M										
28	JOSHUA BARAKA KWEKA	M										
29	DIANA ALEX NYENZA	F										
30	NGAIKOSYA GEORGE MKAUGALA	F										