


		MACEDONIA			
REGION: DAR ES SALAAM DISTRICT: ILALA		SCHOOL AVERAGE		231.0	
		OVERALL GRADE		B	
		CATEGORY		ABOVE 40	
SUBJECT PERFROMANCE ANALYSIS					
SUBJECT NAME		AVG	%	RNK	
CIVIC & MORAL		41.2	82%	1	
ENGLISH		39.6	79%	2	
MATHEMATICS		38.7	77%	3	
SOCIAL STUDIES		38.4	77%	4	
KISWAHILI		36.7	73%	5	
SCIENCE		36.5	73%	6	
BOYS/GIRLS PASS RATE		STD	AVG	%	
BOYS		72	0.57	57%	
GIRLS		53	0.43	43%	

--	--

GRADE ANALYSIS SUMMARY					
SUBJECT NAME/GRADE	A	B	C	D	E
MATHEMATICS	59	51	14	1	0
KISWAHILI	43	55	19	6	0
ENGLISH	66	44	13	2	0
SCIENCE	45	51	24	4	1
SOCIAL STUDIES	57	49	16	1	2
CIVIC AND MORAL	75	39	9	1	0
OVERALL GRADE ANALYSIS	NO.	SEATED	%		
A	62	124	50%		
B	51		41%		
C	11		9%		
D	1	1	1%		
E	0		0%		

BOYS VS GIRLS PASSRATE (%)		
57%	VS	43%
 BOYS		 GIRLS
OVERALL PERFORMANCE ANALYSIS		
REGISTERED	125	100%
SEATED	125	100%
ABSENTEES	0	0%
PASSED	124	99%
FAILED	1	1%

INDEX	NAME	SEX	MATHEMATICS		KISWAHILI		ENGLISH		SCIENCE		SOCIAL STUDIES		CIVIC & MORAL		TOTAL	AVERAGE	OVERALL GRADE	SCH POSITION	OVERALL POSITION
1	ATHALIA WIKEDZI	M	47	A	50	A	42	A	50	A	48	A	48	A	285	48	A	1	11
2	DERICK JULIUS	M	47	A	46	A	46	A	48	A	45	A	46	A	278	46	A	2	19
3	AMARA LYIMO	F	47	A	40	B	44	A	47	A	48	A	50	A	276	46	A	3.5	20.5
4	SALHA URASSA	F	46	A	48	A	42	A	47	A	46	A	47	A	276	46	A	3.5	20.5
5	ABDULAZACK ABDALLAH	M	47	A	44	A	48	A	46	A	46	A	44	A	275	46	A	5.5	23
6	CLEMENT NKWILEHI	M	42	A	48	A	48	A	44	A	48	A	45	A	275	46	A	5.5	23
7	CANDY MUNGI	F	46	A	46	A	48	A	42	A	44	A	48	A	274	46	A	7.5	26
8	DAVID MWIRIMA	M	46	A	44	A	42	A	48	A	46	A	48	A	274	46	A	7.5	26
9	FAISAL MEREALI	M	49	A	44	A	46	A	42	A	46	A	46	A	273	46	A	9	29.5
10	MONICA TARIMO	F	43	A	48	A	46	A	48	A	42	A	44	A	271	45	A	10	35
11	DANIEL SWAI	M	41	A	41	A	44	A	48	A	48	A	48	A	270	45	A	11	38
12	FERUZI KASULE	M	46	A	42	A	40	B	46	A	48	A	46	A	268	45	A	12	45
13	MALIKI BENDERA	M	46	A	42	A	42	A	44	A	48	A	45	A	267	45	A	14	48.5
14	MIRIAN YESAYA	F	45	A	43	A	40	B	45	A	46	A	48	A	267	45	A	14	48.5
15	VICTORIA KALONGOLA	F	47	A	48	A	46	A	38	B	40	B	48	A	267	45	A	14	48.5
16	CAREEN RICHARD	F	41	A	43	A	44	A	42	A	46	A	50	A	266	44	A	17	51.5
17	ESHAN MAHENDO	M	41	A	50	A	44	A	42	A	45	A	44	A	266	44	A	17	51.5
18	AIMAN MTONDOLE	M	44	A	42	A	42	A	50	A	45	A	42	A	265	44	A	19	55.5
19	ASNATH MUHINA	F	46	A	44	A	48	A	40	B	41	A	46	A	265	44	A	19	55.5
20	DORSCAS DAMIAN	F	43	A	48	A	44	A	42	A	46	A	42	A	265	44	A	19	55.5
21	ANGEL PETER	F	45	A	46	A	48	A	36	B	42	A	46	A	263	44	A	22	66
22	CLARA MCHAU	M	39	B	45	A	50	A	41	A	40	B	48	A	263	44	A	22	66

INDEX	NAME	SEX	MATHEMATICS		KISWAHILI		ENGLISH		SCIENCE		SOCIAL STUDIES		CIVIC & MORAL		TOTAL	AVERAGE	OVERALL GRADE	SCH POSITION	OVERALL POSITION
23	GLORY YALONDE	F	45	A	37	B	46	A	42	A	43	A	50	A	263	44	A	22	66
24	ABDULAZACK SAID	M	43	A	46	A	44	A	45	A	40	B	44	A	262	44	A	27	75.5
25	ALBERT DIMU	M	46	A	42	A	46	A	42	A	40	B	46	A	262	44	A	27	75.5
26	BERNADETHA CHINGUILE	F	41	A	48	A	40	B	46	A	39	B	48	A	262	44	A	27	75.5
27	DATIVA RUPIA	F	46	A	42	A	42	A	40	B	42	A	50	A	262	44	A	27	75.5
28	DERICK MWAKALASYA	M	46	A	41	A	42	A	44	A	43	A	46	A	262	44	A	27	75.5
29	EDDIE JOHN	M	44	A	50	A	40	B	40	B	44	A	44	A	262	44	A	27	75.5
30	HARRISON JOHN	M	41	A	48	A	42	A	44	A	44	A	43	A	262	44	A	27	75.5
31	REHEMA MWALOWAKA	F	47	A	46	A	42	A	36	B	44	A	46	A	261	44	A	31	82
32	ATHUMANI REGEMALIRA	M	40	B	45	A	44	A	44	A	44	A	42	A	259	43	A	34	88
33	AVELINA MWOMBeki	F	33	B	46	A	46	A	40	B	48	A	46	A	259	43	A	34	88
34	CLENCE MORRIS	M	42	A	40	B	44	A	44	A	44	A	45	A	259	43	A	34	88
35	RAPHAEL MWAGENI	M	47	A	40	B	42	A	42	A	46	A	42	A	259	43	A	34	88
36	ANGEL NICHODEMUS	F	46	A	38	B	44	A	40	B	40	B	50	A	258	43	A	37	91.5
37	ARYAQ MALOZO	M	38	B	36	B	46	A	46	A	44	A	48	A	258	43	A	37	91.5
38	ASIMWE KAHATAWO	F	38	B	38	B	44	A	44	A	48	A	44	A	256	43	A	39	100.5
39	BRAVLIN CHENGULA	M	40	B	46	A	44	A	46	A	38	B	42	A	256	43	A	39	100.5
40	DOREEN RICHARD	F	44	A	38	B	40	B	40	B	46	A	48	A	256	43	A	39	100.5
41	RAHEEM MUSSA	M	44	A	32	B	42	A	42	A	46	A	49	A	255	43	A	42	108
42	SAMIR MAARIFA	M	43	A	43	A	44	A	38	B	42	A	45	A	255	43	A	42	108
43	SAUDA MSOFE	F	43	A	36	B	46	A	40	B	46	A	44	A	255	43	A	42	108
44	BRIVAN MKUMBO	M	42	A	38	B	42	A	46	A	41	A	44	A	253	42	A	45	116.5

INDEX	NAME	SEX	MATHEMATICS		KISWAHILI		ENGLISH		SCIENCE		SOCIAL STUDIES		CIVIC & MORAL		TOTAL	AVERAGE	OVERALL GRADE	SCH POSITION	OVERALL POSITION
45	JUNIOR MSAMBA	M	38	B	42	A	42	A	36	B	46	A	49	A	253	42	A	45	116.5
46	NASRA KASSIM	F	40	B	42	A	46	A	37	B	43	A	43	A	251	42	A	46	125.5
47	ESTER KABUJE	M	41	A	44	A	48	A	32	B	46	A	38	B	249	42	A	48	134
48	TWALBU TWAKHA	M	41	A	40	B	46	A	38	B	44	A	40	B	249	42	A	48	134
49	BEATRICE MWIJAGE	F	38	B	41	A	46	A	38	B	38	B	47	A	248	41	A	51	138
50	BRIGHT KIVENULE	M	40	B	38	B	40	B	44	A	43	A	43	A	248	41	A	51	138
51	FERDNAND MRUTU	M	34	B	37	B	42	A	44	A	42	A	49	A	248	41	A	51	138
52	GIOVANN SANGA	M	44	A	34	B	42	A	40	B	44	A	44	A	248	41	A	51	138
53	BRIAN KIJBELI	M	37	B	38	B	44	A	44	A	40	B	44	A	247	41	A	55	144
54	BRIGHT ERASTO	M	42	A	40	B	42	A	42	A	41	A	40	B	247	41	A	55	144
55	JERRYSON BUSA	M	40	B	38	B	46	A	42	A	38	B	43	A	247	41	A	55	144
56	QUINCY NDEGA	F	39	B	38	B	42	A	48	A	36	B	44	A	247	41	A	55	144
57	GLORY MOSHIRO	F	41	A	40	B	40	B	44	A	40	B	40	B	245	41	A	58	156
58	JOSHUA KAMUHANGIRE	M	43	A	40	B	42	A	33	B	40	B	47	A	245	41	A	58	156
59	VULAI WIDI	F	40	B	38	B	42	A	35	B	48	A	42	A	245	41	A	58	156
60	JEDI RAJABU	M	42	A	38	B	44	A	38	B	42	A	39	B	243	41	A	61	167
61	MAGEMBE SHILINGI	M	35	B	30	C	48	A	34	B	46	A	50	A	243	41	A	61	167
62	MARTHA MUNUO	F	41	A	40	B	42	A	34	B	42	A	44	A	243	41	A	61	167
63	DORIS LUSUBILO	F	45	A	34	B	44	A	36	B	44	A	39	B	242	40	B	64	172.5
64	JUDITH ROBSON	F	44	A	38	B	38	B	36	B	42	A	44	A	242	40	B	64	172.5
65	AISHA RUGEMALIRA	F	34	B	35	B	42	A	42	A	44	A	44	A	241	40	B	66	178.5
66	GRACIANA MBAGA	F	41	A	40	B	32	B	37	B	45	A	46	A	241	40	B	66	178.5

INDEX	NAME	SEX	MATHEMATICS		KISWAHILI		ENGLISH		SCIENCE		SOCIAL STUDIES		CIVIC & MORAL		TOTAL	AVERAGE	OVERALL GRADE	SCH POSITION	OVERALL POSITION
67	ISACK KIBEJILE	M	32	B	46	A	44	A	36	B	40	B	42	A	240	40	B	67	183
68	MAUREEN MWAILUANGE	F	43	A	38	B	36	B	39	B	39	B	42	A	237	40	B	69	191.5
69	NEILA SOKONI	M	37	B	39	B	40	B	32	B	47	A	42	A	237	40	B	69	191.5
70	ROBERT COSMAS	M	33	B	38	B	38	B	40	B	40	B	47	A	236	39	B	70	195.5
71	CAREEN BENJAMIN	F	37	B	37	B	42	A	37	B	36	B	45	A	234	39	B	72	202.5
72	DAVIS XAVERY	M	39	B	42	A	44	A	35	B	40	B	34	B	234	39	B	72	202.5
73	SHAKILA ABDALLAH	F	39	B	38	B	46	A	30	C	37	B	44	A	234	39	B	72	202.5
74	BONIVENTURE CHARLES	M	44	A	35	B	38	B	38	B	40	B	38	B	233	39	B	75	208.5
75	MIGUEL KATARAI	M	38	B	38	B	40	B	34	B	40	B	43	A	233	39	B	75	208.5
76	MICHELLE MAKLOBELA	M	43	A	38	B	40	B	32	B	36	B	43	A	232	39	B	76	214
77	FARAHANI MAHENDO	F	39	B	32	B	42	A	40	B	40	B	38	B	231	39	B	77	218
78	CARSTEN FARAJA	F	38	B	30	C	38	B	42	A	42	A	39	B	229	38	B	78	228
79	PRAISE MSANYA	F	35	B	44	A	34	B	36	B	44	A	34	B	227	38	B	79	240.5
80	PRIME MITOLE	M	31	B	24	C	46	A	43	A	38	B	43	A	225	38	B	80	247
81	ANGEL MWAKAMBO	F	38	B	32	B	38	B	42	A	36	B	38	B	224	37	B	82	253.5
82	JOAN JOHN	F	32	B	38	B	40	B	39	B	35	B	40	B	224	37	B	82	253.5
83	NICE MUMBA	M	33	B	38	B	38	B	34	B	36	B	42	A	221	37	B	83	270
84	BRAYDEN MANILA	M	38	B	37	B	38	B	42	A	28	C	37	B	220	37	B	84	274.5
85	CHRISTUS SIMON	M	45	A	39	B	30	C	33	B	34	B	37	B	218	36	B	86	283
86	LODRICK MARIKI	M	28	C	44	A	36	B	36	B	32	B	42	A	218	36	B	86	283
87	EDITHE MGHASE	F	36	B	38	B	34	B	38	B	28	C	41	A	215	36	B	88	297
88	MARIAM NKOBA	F	41	A	41	A	38	B	28	C	33	B	34	B	215	36	B	88	297

INDEX	NAME	SEX	MATHEMATICS		KISWAHILI		ENGLISH		SCIENCE		SOCIAL STUDIES		CIVIC & MORAL		TOTAL	AVERAGE	OVERALL GRADE	SCH POSITION	OVERALL POSITION
89	ALBAM NYAISA	M	39	B	30	C	40	B	27	C	38	B	40	B	214	36	B	90	302
90	BRIGHT SENGU	M	27	C	36	B	36	B	37	B	38	B	40	B	214	36	B	90	302
91	KELVIN MWOMBeki	M	41	A	35	B	32	B	27	C	40	B	38	B	213	36	B	92	307
92	SAVIO ANDREW	M	37	B	33	B	30	C	34	B	34	B	45	A	213	36	B	92	307
93	ETHAN FEDRICK	M	39	B	23	C	38	B	32	B	38	B	42	A	212	35	B	93	314.5
94	SASHA NATAI	F	41	A	38	B	32	B	35	B	30	C	32	B	208	35	B	94	333.5
95	ANGEL DITRICK	F	38	B	31	B	36	B	37	B	24	C	41	A	207	35	B	95	338.5
96	DORCAS MALEKERA	F	45	A	29	C	36	B	28	C	36	B	31	B	205	34	B	96	342.5
97	KHAIRATH LAIZER	M	42	A	22	C	40	B	30	C	28	C	38	B	200	33	B	97	360.5
98	GLORY BONIFACE	F	33	B	16	D	42	A	26	C	42	A	40	B	199	33	B	99	366
99	JENIHAGI HOPE	M	38	B	42	A	32	B	25	C	32	B	30	C	199	33	B	99	366
100	ALPHA MSAKI	M	33	B	23	C	38	B	32	B	32	B	40	B	198	33	B	100	370.5
101	JOSEPHINE MINJA	F	28	C	30	C	36	B	36	B	23	C	44	A	197	33	B	101	374
102	CAREEN MDACHI	F	42	A	39	B	40	B	38	B	0	E	36	B	195	33	B	102	382.5
103	EBENEZER MASELE	M	32	B	38	B	32	B	24	C	33	B	34	B	193	32	B	103	391
104	DOREEN LUCAS	F	39	B	34	B	30	C	34	B	24	C	30	C	191	32	B	105	397.5
105	JEMA RAJABU	M	35	B	24	C	36	B	21	C	35	B	40	B	191	32	B	105	397.5
106	SASHA JOSEPH	F	23	C	32	B	40	B	25	C	37	B	34	B	191	32	B	105	397.5
107	NADIR SELLEMAN	M	39	B	28	C	30	C	28	C	26	C	39	B	190	32	B	107	401
108	GEORGE MUSHI	M	30	C	40	B	32	B	24	C	25	C	38	B	189	32	B	109	406.5
109	MOUREEN SANA	M	37	B	20	D	40	B	27	C	28	C	37	B	189	32	B	109	406.5
110	SAMEER KAMBAGWA	M	35	B	26	C	28	C	28	C	36	B	36	B	189	32	B	109	406.5

INDEX	NAME	SEX	MATHEMATICS		KISWAHILI		ENGLISH		SCIENCE		SOCIAL STUDIES		CIVIC & MORAL		TOTAL	AVERAGE	OVERALL GRADE	SCH POSITION	OVERALL POSITION
111	GLORY KIMARO	F	38	B	24	C	32	B	26	C	34	B	34	B	188	31	B	112	414
112	PATRICIA NSA	F	26	C	31	B	42	A	24	C	28	C	37	B	188	31	B	112	414
113	DIANAROSE KISHERE	F	32	B	20	D	30	C	31	B	38	B	32	B	183	31	B	113	428.5
114	SHADIA MTEREKE	F	30	C	31	B	30	C	19	D	38	B	34	B	182	30	C	115	433
115	TARICK MALCK	M	34	B	30	C	30	C	30	C	24	C	34	B	182	30	C	115	433
116	AKRAM MWABAYA	M	32	B	22	C	32	B	22	C	32	B	38	B	178	30	C	116	452.5
117	ALVIN RWEYEMAMU	M	27	C	30	C	20	D	22	C	40	B	35	B	174	29	C	117	468.5
118	BILALI KASSIM	M	28	C	18	D	42	A	24	C	32	B	26	C	170	28	C	118	477
119	AKRAM OMARI	M	32	B	26	C	30	C	18	D	35	B	27	C	168	28	C	119	483
120	LAURENT LADISLAUS	M	21	C	14	D	38	B	22	C	28	C	29	C	152	25	C	120	526
121	ALVINE SAM	M	28	C	8	E	22	C	28	C	27	C	28	C	141	24	C	121	548.5
122	SCOLLA MTENGA	F	26	C	20	D	24	C	21	C	22	C	26	C	139	23	C	122	555.5
123	DANIELA KALILI	F	29	C	28	C	22	C	20	D	10	E	29	C	138	23	C	123	558
124	AUSTIN MGAYA	M	22	C	10	E	26	C	18	D	24	C	26	C	126	21	C	124	573.5
125	GOODLUCK MKUMBA	M	18	D	22	C	12	D	10	E	12	D	20	D	94	16	D	125	610