
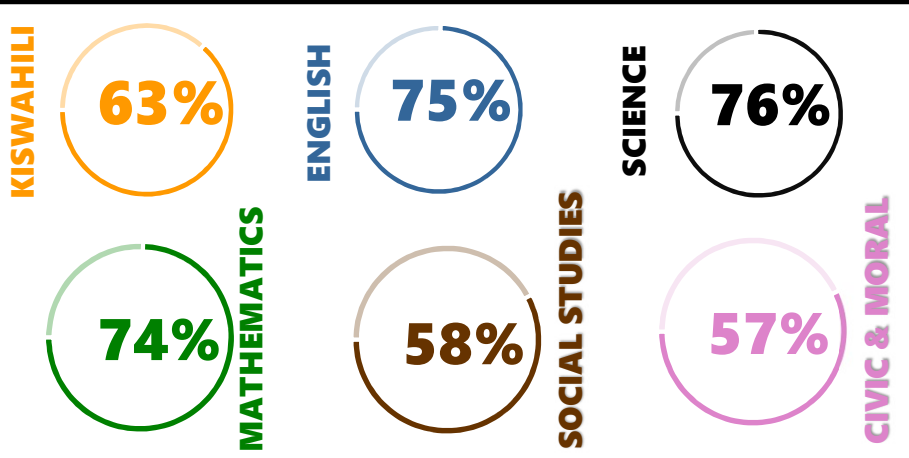


		<h1 style="text-align: center;">MACEDONIA</h1>																																												
REGION: DAR ES SALAAM DISTRICT: ILALA		SCHOOL AVERAGE		201.5		BAND 4																																								
						CATEGORY ABOVE 40																																								
SUBJECT PERFORMANCE ANALYSIS																																														
<table border="1"> <thead> <tr> <th>SUBJECT NAME</th> <th>AVG</th> <th>%</th> <th>RNK</th> </tr> </thead> <tbody> <tr><td>SCIENCE</td><td>37.8</td><td>76%</td><td>1</td></tr> <tr><td>ENGLISH</td><td>37.3</td><td>75%</td><td>2</td></tr> <tr><td>MATHEMATICS</td><td>37.2</td><td>74%</td><td>3</td></tr> <tr><td>KISWAHILI</td><td>31.7</td><td>63%</td><td>4</td></tr> <tr><td>SOCIAL STUDIES</td><td>28.9</td><td>58%</td><td>5</td></tr> <tr><td>CIVIC & MORAL</td><td>28.5</td><td>57%</td><td>6</td></tr> <tr> <th>BOYS/GIRLS PASS RATE</th> <th>STD</th> <th>AVG</th> <th>%</th> </tr> <tr><td>BOYS</td><td>63</td><td>0.47</td><td>47%</td></tr> <tr><td>GIRLS</td><td>75</td><td>0.53</td><td>53%</td></tr> </tbody> </table>				SUBJECT NAME	AVG	%	RNK	SCIENCE	37.8	76%	1	ENGLISH	37.3	75%	2	MATHEMATICS	37.2	74%	3	KISWAHILI	31.7	63%	4	SOCIAL STUDIES	28.9	58%	5	CIVIC & MORAL	28.5	57%	6	BOYS/GIRLS PASS RATE	STD	AVG	%	BOYS	63	0.47	47%	GIRLS	75	0.53	53%			
SUBJECT NAME	AVG	%	RNK																																											
SCIENCE	37.8	76%	1																																											
ENGLISH	37.3	75%	2																																											
MATHEMATICS	37.2	74%	3																																											
KISWAHILI	31.7	63%	4																																											
SOCIAL STUDIES	28.9	58%	5																																											
CIVIC & MORAL	28.5	57%	6																																											
BOYS/GIRLS PASS RATE	STD	AVG	%																																											
BOYS	63	0.47	47%																																											
GIRLS	75	0.53	53%																																											
GRADE ANALYSIS SUMMARY				BOY'S VS GIRLS' PASSRATE (%)																																										
SUBJECT NAME/GRADE	A	B	C	D	E	BOYS  47%																																								
MATHEMATICS	64	38	19	5	3	GIRLS  53%																																								
KISWAHILI	2	82	43	1	0																																									
ENGLISH	49	64	12	2	2																																									
SCIENCE	67	48	11	0	1																																									
SOCIAL STUDIES	1	54	64	9	1																																									
CIVIC AND MORAL	3	48	65	11	1																																									
OVERALL GRADE ANALYSIS	NO.	SEATED	%																																											
A	14	125	11%																																											
B	84		67%																																											
C	27		22%																																											
D	4	4	3%																																											
E	0		0%																																											
OVERALL PERFORMANCE ANALYSIS																																														
REGISTERED	138		100%																																											
SEATED	129		93%																																											
ABSENTEES	9		7%																																											
PASSED	125		91%																																											
FAILED	4		3%																																											
SCHOOL POSITION	1																																													
TOTAL SCHOOLS	4																																													

INDEX	NAME	SEX	MATHEMATICS		KISWAHILI		ENGLISH		SCIENCE		SOCIAL STUDIES		CIVIC & MORAL		TOTAL	AVERAGE	OVR GRADE	SCH POSITION	OVERALL POSITION
1	SADRIN HASSAN EDWARD	M	48	A	37	B	45	A	47	A	37	B	38	B	252	42	A	1	1
2	COLMAN REMMY MUKAMA	M	46	A	40	B	45	A	45	A	37	B	36	B	249	42	A	3	2.5
3	LYSAM MUSSA NDEGA	F	47	A	33	B	45	A	46	A	39	B	39	B	249	42	A	3	2.5
4	COLLIN RENATUS KALUMUNA	M	48	A	33	B	41	A	46	A	38	B	42	A	248	41	A	4	4
5	ABUBAKAR SALEH RASHID	M	46	A	35	B	45	A	48	A	37	B	36	B	247	41	A	6	5.5
6	KASANDA MICHAEL RAMADHAN	M	43	A	37	B	47	A	44	A	38	B	38	B	247	41	A	6	5.5
7	ADAM JAFAR SIYAME	M	47	A	36	B	37	B	42	A	42	A	42	A	246	41	A	8	7.5
8	SAMCLEVER SAMSON	M	48	A	34	B	45	A	49	A	37	B	33	B	246	41	A	8	7.5
9	JOANA ABEL LYIMO	F	48	A	33	B	47	A	44	A	36	B	37	B	245	41	A	9	9.5
10	CHRISTOPHER SUNDAY MWAMSA	M	45	A	32	B	44	A	46	A	39	B	38	B	244	41	A	10	11
11	ANETH FRANK LWESYA	F	49	A	37	B	45	A	41	A	37	B	34	B	243	41	A	13	13.5
12	GRAYSON ADRIAN RUTTA	M	45	A	35	B	48	A	44	A	33	B	38	B	243	41	A	13	13.5
13	KIBWANA OMARY WISS	M	45	A	36	B	41	A	47	A	38	B	36	B	243	41	A	13	13.5
14	SAMEER SAID MBAROUK	M	48	A	34	B	45	A	44	A	34	B	38	B	243	41	A	13	13.5
15	GLORY PETER MWASINGI	F	44	A	41	A	45	A	42	A	31	B	38	B	241	40	B	15	18
16	ABDULLATIF SADATH BIGIRWA	M	49	A	40	B	44	A	42	A	32	B	33	B	240	40	B	16	19
17	EDGA ENOCK OGOLA	M	41	A	33	B	42	A	41	A	39	B	43	A	239	40	B	18	21
18	JOSEPH CHRISTOPHER MSOFE	M	42	A	37	B	46	A	42	A	35	B	37	B	239	40	B	18	21
19	CHERISE STEPHEN MWAKISYOMBE	F	47	A	37	B	45	A	41	A	29	C	39	B	238	40	B	19	23
20	CATHERINE WILBARD NTAKAMULE	F	47	A	39	B	47	A	42	A	30	C	32	B	237	40	B	20	24

INDEX	NAME	SEX	MATHEMATICS		KISWAHILI		ENGLISH		SCIENCE		SOCIAL STUDIES		CIVIC & MORAL		TOTAL	AVERAGE	OVR GRADE	SCH POSITION	OVERALL POSITION
21	BARAKA RWEKAZA NELSON	M	48	A	29	C	42	A	45	A	32	B	39	B	235	39	B	21	26
22	ESTHER TUBONE KASONGWA	F	45	A	34	B	41	A	42	A	35	B	37	B	234	39	B	22	27
23	BARACK LAWRENCE MWANGOKA	M	44	A	35	B	40	B	48	A	37	B	29	C	233	39	B	24	30
24	BEATRICE WALTER MBALAHAMI	F	43	A	33	B	41	A	47	A	34	B	35	B	233	39	B	24	30
25	CATHERINE THEOBARD MSUNGWI	F	45	A	35	B	42	A	43	A	34	B	34	B	233	39	B	24	30
26	DAVIS DONAT AMBELE	M	39	B	35	B	45	A	42	A	32	B	39	B	232	39	B	26	33.5
27	CAREEN JASON KASEZA	F	35	B	43	A	46	A	42	A	34	B	30	C	230	38	B	28	36
28	ESTHER EUSABUIS BARNABA	F	49	A	36	B	43	A	42	A	30	C	30	C	230	38	B	28	36
29	FAITH FUNDISHA MFINANGA	F	47	A	34	B	44	A	42	A	31	B	32	B	230	38	B	28	36
30	MARK MADAMA BARNABAS	M	45	A	38	B	39	B	42	A	34	B	31	B	229	38	B	30	38
31	REHEMA JONATHAN NZOGYA	F	44	A	33	B	40	B	41	A	33	B	36	B	227	38	B	31	39
32	BRIAN STEPHEN TEU	M	44	A	34	B	41	A	42	A	35	B	29	C	225	38	B	32	41.5
33	CARRY BERRY YONGOLO	F	45	A	33	B	45	A	42	A	30	C	29	C	224	37	B	33	44.5
34	OLIVIA EMMANUEL SHIO	F	49	A	29	C	41	A	44	A	26	C	34	B	223	37	B	34	46
35	CLEON CLEOPHACE MORIS	M	38	B	34	B	40	B	42	A	31	B	36	B	221	37	B	35	49.5
36	HARRISON MOHAMED MTWIKE	M	32	B	35	B	42	A	44	A	36	B	31	B	220	37	B	37	53.5
37	PATRICIA INNOCENT MKANGALA	F	43	A	36	B	42	A	44	A	27	C	28	C	220	37	B	37	53.5
38	AALIYA AMIN ABRAHMAN	F	43	A	32	B	43	A	43	A	24	C	34	B	219	37	B	38	56.5
39	AUSTIN NAMMENGGE OMAR	M	45	A	35	B	31	B	43	A	35	B	29	C	218	36	B	39	58
40	GERALD HENRY SEMANDA	M	45	A	33	B	39	B	42	A	27	C	31	B	217	36	B	41	60.5

INDEX	NAME	SEX	MATHEMATICS		KISWAHILI		ENGLISH		SCIENCE		SOCIAL STUDIES		CIVIC & MORAL		TOTAL	AVERAGE	OVR GRADE	SCH POSITION	OVERALL POSITION
41	MERRY ISAYA KISIRI	F	42	A	29	C	43	A	42	A	35	B	26	C	217	36	B	41	60.5
42	AMASIDZE FILBERT NGELENGE	M	42	A	29	C	38	B	43	A	32	B	32	B	216	36	B	44	65.5
43	GLADNESS STANLAUS KAUKU	F	40	B	34	B	42	A	36	B	31	B	33	B	216	36	B	44	65.5
44	GLORY MOHAMED MKALI	F	39	B	35	B	41	A	41	A	29	C	31	B	216	36	B	44	65.5
45	ZULFA RAJAB JUMA	F	40	B	35	B	43	A	36	B	28	C	34	B	216	36	B	44	65.5
46	DIANA FIDEL NTANYINYA	F	27	C	34	B	44	A	42	A	34	B	34	B	215	36	B	47	69.5
47	JANETH WALTER WATSON	F	27	C	37	B	42	A	36	B	39	B	34	B	215	36	B	47	69.5
48	CONCHESSA GODFREY ANGELO	F	39	B	35	B	41	A	41	A	29	C	29	C	214	36	B	48	72
49	BRANDON ROGERS MUSHI	M	46	A	34	B	31	B	42	A	26	C	34	B	213	36	B	50	74.5
50	DANIEL NELSON KIMARO	M	42	A	34	B	42	A	41	A	31	B	23	C	213	36	B	50	74.5
51	RENATHA ISACK MWINUKA	F	41	A	32	B	39	B	41	A	29	C	30	C	212	35	B	51	76.5
52	WITNESS JOSSAM MNZAVA	F	42	A	34	B	40	B	36	B	28	C	31	B	211	35	B	52	78.5
53	DAVINA TUMSIIME GEORGE	F	45	A	32	B	40	B	32	B	32	B	29	C	210	35	B	53	81.5
54	MARIA KOMBA TREVOR	F	40	B	34	B	40	B	32	B	34	B	29	C	209	35	B	54	84
55	FRANK NYA BLESS	M	38	B	39	B	36	B	36	B	26	C	33	B	208	35	B	57	87.5
56	JAFARI MUSSA MBOYA	M	44	A	35	B	39	B	32	B	31	B	27	C	208	35	B	57	87.5
57	MESHACK DAMAS WOISO	M	44	A	28	C	35	B	41	A	31	B	29	C	208	35	B	57	87.5
58	NAIFAT ABDUL KAUKA	F	41	A	34	B	42	A	32	B	33	B	26	C	208	35	B	57	87.5
59	BRIGHTON ANDREW KINABO	M	42	A	30	C	35	B	43	A	25	C	32	B	207	35	B	59	91
60	ABDULMALICK JUMANNE OMARI	M	44	A	32	B	32	B	38	B	32	B	28	C	206	34	B	61	93

INDEX	NAME	SEX	MATHEMATICS		KISWAHILI		ENGLISH		SCIENCE		SOCIAL STUDIES		CIVIC & MORAL		TOTAL	AVERAGE	OVR GRADE	SCH POSITION	OVERALL POSITION
61	CHRISTIAN JUNIOR KAYOMBO	M	33	B	35	B	31	B	42	A	32	B	33	B	206	34	B	61	93
62	TUMAINI KASMIRY MWABENA	F	41	A	35	B	39	B	31	B	29	C	30	C	205	34	B	62	95.5
63	CASMIR JOSEPH GETENYI	M	47	A	31	B	31	B	42	A	28	C	25	C	204	34	B	63	98.5
64	CAMMY ISAAC MUNGI	F	42	A	29	C	34	B	34	B	31	B	33	B	203	34	B	65	102.5
65	MOUREEN ELISHA SAENDA	F	41	A	34	B	39	B	35	B	28	C	26	C	203	34	B	65	102.5
66	KARIMU JUMA NASSORO	M	28	C	39	B	34	B	44	A	29	C	28	C	202	34	B	67	105.5
67	MAGDALENA LILIAN MAZIKU	F	47	A	28	C	34	B	42	A	19	D	32	B	202	34	B	67	105.5
68	ELISHA MIGELA TUNGU	M	41	A	30	C	34	B	39	B	26	C	31	B	201	34	B	69	108.5
69	IMMANUEL LAURENT KALILI	M	34	B	31	B	38	B	37	B	30	C	31	B	201	34	B	69	108.5
70	RODEN MACHANO MWIGUNE	M	38	B	32	B	37	B	44	A	29	C	21	C	201	34	B	69	108.5
71	MARIAM YUSUPH MOHAMED	F	35	B	32	B	38	B	38	B	31	B	26	C	200	33	B	71	111.5
72	BRIANA BONIFACE VAHAYE	F	39	B	28	C	35	B	38	B	31	B	28	C	199	33	B	73	114
73	JACQUILINE VEDASTUS RUGAKING	F	33	B	32	B	42	A	32	B	35	B	25	C	199	33	B	73	114
74	MERCYMARIA JACKSON NKUBA	F	43	A	30	C	42	A	32	B	30	C	22	C	199	33	B	73	114
75	AHMADI OMARI AHMADI	M	48	A	34	B	0	E	43	A	39	B	34	B	198	33	B	76	117
76	MACKSON REGINALD NYANGE	M	34	B	32	B	32	B	42	A	33	B	25	C	198	33	B	76	117
77	AGNELA GENES SHAYO	F	36	B	32	B	40	B	36	B	26	C	27	C	197	33	B	78	120
78	MESHACK EMILIAN LIGELELE	M	29	C	28	C	45	A	34	B	30	C	31	B	197	33	B	78	120
79	NICOLE NICOLOUS CONDRAD	F	41	A	21	C	42	A	42	A	27	C	24	C	197	33	B	78	120
80	GIFT RAYMOND MBEIKYA	F	33	B	35	B	35	B	32	B	26	C	35	B	196	33	B	82	124

INDEX	NAME	SEX	MATHEMATICS		KISWAHILI		ENGLISH		SCIENCE		SOCIAL STUDIES		CIVIC & MORAL		TOTAL	AVERAGE	OVR GRADE	SCH POSITION	OVERALL POSITION
81	KHADIM MOHAMED NGAJA	M	42	A	32	B	30	C	34	B	31	B	27	C	196	33	B	82	124
82	NOREEN PASCAL MAHOO	F	32	B	39	B	40	B	32	B	28	C	25	C	196	33	B	82	124
83	SALHA BASHIRI NAMALINGA	F	40	B	27	C	43	A	41	A	24	C	21	C	196	33	B	82	124
84	SARA SIWITI SIMSAMBA	F	35	B	32	B	39	B	41	A	24	C	25	C	196	33	B	82	124
85	HILLARY RAJAB MASASI	M	38	B	27	C	39	B	36	B	29	C	26	C	195	33	B	86	127.5
86	JIMMY EZEKIA CHENGULA	M	29	C	29	C	34	B	41	A	32	B	30	C	195	33	B	86	127.5
87	EFRAIM ERNEST NYAISA	M	39	B	26	C	38	B	39	B	27	C	25	C	194	32	B	88	131.5
88	GRACE WISTON MWAKYUSA	F	41	A	29	C	34	B	38	B	28	C	24	C	194	32	B	88	131.5
89	PRISCILLA PRIMI MANYANGA	F	32	B	29	C	36	B	41	A	30	C	26	C	194	32	B	88	131.5
90	PRECIOUS MARCO NJANA	F	43	A	28	C	40	B	36	B	21	C	25	C	193	32	B	90	135.5
91	JERIMY JAPHET SOKO	M	48	A	39	B	41	A	36	B	28	C	0	E	192	32	B	91	138
92	CAREEN MARION KAYOMBO	F	37	B	31	B	35	B	34	B	26	C	27	C	190	32	B	92	142.5
93	ALLEN EVODUS MSINGO	M	24	C	27	C	40	B	46	A	25	C	27	C	189	32	B	94	145
94	ANGEL CLIFF THABITI	F	36	B	31	B	32	B	42	A	24	C	24	C	189	32	B	94	145
95	JUSTINE IGNA MASHAURI	M	44	A	24	C	30	C	31	B	31	B	27	C	187	31	B	96	148.5
96	SHADYA SIMON HAULE	F	31	B	33	B	39	B	38	B	22	C	24	C	187	31	B	96	148.5
97	PRISCA PRIMI MANYANGA	F	49	A	39	B	27	C	36	B	15	D	20	D	186	31	B	97	151.5
98	WEKISA OBEDI CELESTINE	F	33	B	31	B	35	B	38	B	20	D	26	C	183	31	B	98	156
99	CHRISTIAN CLEMENCE MSAFIRI	M	33	B	29	C	35	B	35	B	26	C	24	C	182	30	C	99	158
100	HAPPYNESS JOHN SALUKELE	F	33	B	36	B	36	B	28	C	24	C	24	C	181	30	C	100	159.5

INDEX	NAME	SEX	MATHEMATICS		KISWAHILI		ENGLISH		SCIENCE		SOCIAL STUDIES		CIVIC & MORAL		TOTAL	AVERAGE	OVR GRADE	SCH POSITION	OVERALL POSITION
101	GODLOVE FURAHA MWAKAPALILA	M	29	C	28	C	34	B	36	B	24	C	28	C	179	30	C	101	163
102	ABDALLAH STAMBULI CHANDE	M	28	C	26	C	29	C	38	B	33	B	24	C	178	30	C	103	165
103	SHIRLEY ROCKY MANDAN	F	34	B	26	C	36	B	37	B	23	C	22	C	178	30	C	103	165
104	HELLEN COSMAS MWAITETE	F	22	C	29	C	41	A	31	B	29	C	25	C	177	30	C	105	168
105	JOSEPH DAUDI WILSON	M	25	C	27	C	35	B	38	B	26	C	26	C	177	30	C	105	168
106	DOREEN GEAZ MWAKIHABA	F	43	A	27	C	28	C	28	C	27	C	23	C	176	29	C	107	171.5
107	SUMAYYAH SALIM KAMBANGWA	F	39	B	32	B	33	B	24	C	24	C	24	C	176	29	C	107	171.5
108	ABRIANNA BERNARD BITURO	F	28	C	24	C	38	B	36	B	23	C	26	C	175	29	C	109	175
109	LUQMAN MALICK URASSA	M	0	E	34	B	40	B	41	A	29	C	31	B	175	29	C	109	175
110	CHRISTOM WILLIAD GONGO	M	32	B	29	C	30	C	34	B	25	C	24	C	174	29	C	111	178
111	NELLY ISAYA PELLA	F	39	B	31	B	36	B	29	C	21	C	18	D	174	29	C	111	178
112	HAPPYNESS JASPER KIWIA	F	31	B	35	B	25	C	32	B	23	C	23	C	169	28	C	112	183.5
113	SWEETBERT GABRIEL MKELEGE	F	28	C	29	C	34	B	34	B	21	C	22	C	168	28	C	113	186.5
114	RAHMATY MOHAMED ABDULAZIZ	F	33	B	25	C	38	B	24	C	22	C	24	C	166	28	C	114	190.5
115	KHANIA ATHMAN IDD	F	19	D	31	B	34	B	32	B	23	C	26	C	165	28	C	115	192.5
116	JEREMIAH COSMAS MAKLOBELA	M	0	E	30	C	37	B	41	A	26	C	27	C	161	27	C	116	198.5
117	MISHEAL SHABAN MEMBE	M	26	C	25	C	36	B	26	C	23	C	24	C	160	27	C	117	200
118	SAMANTHA BYERA RUGAMBWA	F	20	D	28	C	36	B	31	B	20	D	24	C	159	27	C	118	201.5
119	GLORIAN GODFREY MSANYA	F	27	C	24	C	26	C	31	B	29	C	21	C	158	26	C	120	204
120	JOHN ALPHA TIBENDERANA	M	27	C	32	B	23	C	31	B	26	C	19	D	158	26	C	120	204

INDEX	NAME	SEX	MATHEMATICS		KISWAHILI		ENGLISH		SCIENCE		SOCIAL STUDIES		CIVIC & MORAL		TOTAL	AVERAGE	OVR GRADE	SCH POSITION	OVERALL POSITION
121	SAVERA TADEO RWEIKIZA	F	27	C	31	B	35	B	28	C	18	D	19	D	158	26	C	120	204
122	PRITY JOHN CHIRIA	F	35	B	27	C	27	C	29	C	22	C	14	D	154	26	C	122	210
123	LEVISON SARATIEL ELIUS	M	0	E	27	C	31	B	41	A	27	C	24	C	150	25	C	123	212.5
124	JEFFRY LAWRENCE JEFFRY	M	23	C	28	C	34	B	26	C	22	C	16	D	149	25	C	124	214.5
125	NEEMA JAMES MBAGA	F	22	C	21	C	30	C	26	C	14	D	17	D	130	22	C	125	220.5
126	PAMELA MARKO MNZAVA	F	21	C	25	C	19	D	18	D	11	D	19	D	113	19	D	126	224
127	JUNIOR JASSAON TIBENDA	M	15	D	22	C	21	C	22	C	18	D	11	D	109	18	D	127	225
128	NANCY EXAUD MAMBALI	F	17	D	10	E	12	D	11	D	12	D	15	D	77	13	D	128	226
129	PRAISE DISMAS KANDUMWA	F	16	D	13	D	9	E	10	E	10	E	17	D	75	13	D	129	227
130	ABDALLAH ISMAIL ALLY	M																	
131	ABIGAEL AMOS MWANITETE	F																	
132	ANGEL ANTONY ADRIAN	F																	
133	CARLEN GODFREY MLOTWA	F																	
134	CHARLES COSMAS MAKOMBA	M																	
135	GIVEN EMMANUEL MICHAEL	F																	
136	INESE AUDIFACIUS MAGEZI	F																	
137	MILLEN CECIL MHINA	M																	
138	RAPHAEL JOSEPH NGAYUYA	M																	