
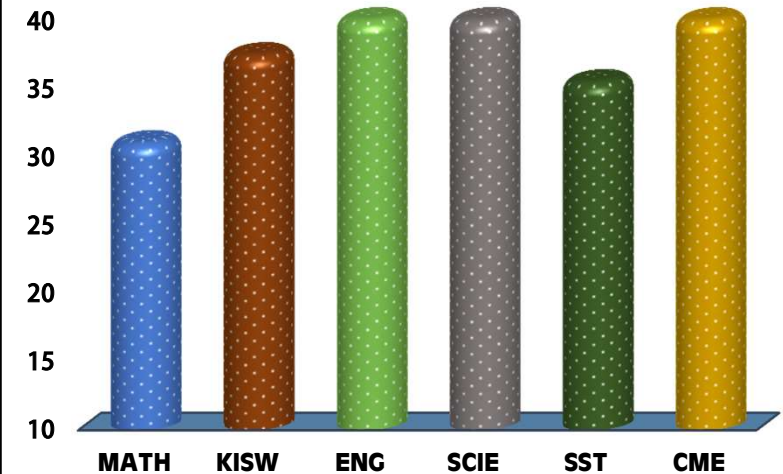


		<h1>MASAKA</h1>				
REGION: DAR ES SALAAM		SCHOOL AVERAGE:		38.2	DISTRICT: ILALA	
SUBJECT AND GRADE PERFORMANCE ANALYSIS						
SUBJECT RANKING						
CIVIC AND MORAL EDUCATION	42.9	86%	1			
ENGLISH	42.2	84%	2			
SCIENCE	40.4	81%	3			
KISWAHILI	37.4	75%	4			
SOCIAL STUDIES	35.5	71%	5			
MATHEMATICS	31.0	62%	6			
SUBJECT GRADE ANALYSIS						
SUBJECT/GRADE	A	B	C	D	F	
MATHEMATICS	15	27	24	14	0	
KISWAHILI	21	57	3	0	0	
ENGLISH	65	16	0	0	0	
SCIENCE	48	30	3	0	0	
SOCIAL STUDIES	12	58	11	0	0	
CIVIC AND MORAL	64	17	0	0	0	
OVERALL GRADE ANALYSIS						
A	25	81		31%		
B	55			68%		
C	1			1%		
D	0			0%		
F	0			0%		
CHART SUBJECT ANALYSIS						
						
BOYS VS GIRLS PERFORMANCE						
		SAT			SAT	TOTAL
		43			38	81
40%			37%			
SEATED		81	100%			
ABSENTEES		0	0%			
PASSED		81	100%			
FAILED		0	0%			

NO	NAME	SEX	MATH		KISW		ENG		SCI		SST		CME		TOTAL	AVG	GRADE	POS
1	COLLINS KAREGA KISAI	M	46	A	42	A	43	A	48	A	45	A	46	A	270	45.0	A	1
2	DAMAS MUGISHA ANTHONY	M	45	A	41	A	43	A	46	A	47	A	46	A	268	44.7	A	2
3	SAADIS MATHEW TWIMANYE	M	45	A	44	A	44	A	46	A	40	B	47	A	266	44.3	A	3
4	SALIM KENNETH MTWANGA	M	42	A	46	A	46	A	47	A	35	B	44	A	260	43.3	A	4.5
5	ANNA BALTAZARY CHETTO	F	40	B	43	A	41	A	46	A	43	A	47	A	260	43.3	A	4.5
6	ATRASH SALIM SIYO	M	43	A	38	B	43	A	47	A	42	A	46	A	259	43.2	A	6.5
7	LAURENT GODFREY MWAKABOLE	M	39	B	42	A	47	A	45	A	38	B	48	A	259	43.2	A	6.5
8	VICTOR RABIKIRA MUSHI	M	44	A	42	A	43	A	42	A	46	A	41	A	258	43.0	A	8
9	CLAVERY DAUD NDALAHWA	M	44	A	38	B	41	A	44	A	44	A	46	A	257	42.8	A	9
10	EDWINI DAVID ONDITI	M	46	A	41	A	44	A	40	B	42	A	43	A	256	42.7	A	10
11	FAITH EUGENE TENGA	F	42	A	38	B	45	A	45	A	36	B	48	A	254	42.3	A	11
12	HAMZA AWADHI RUKOLA	M	41	A	41	A	44	A	45	A	36	B	46	A	253	42.2	A	12
13	GABOR ENOCK MWIGA	M	35	B	42	A	45	A	44	A	40	B	46	A	252	42.0	A	13.5
14	BELINDA JULIUS KAKURU	F	40	B	39	B	44	A	45	A	42	A	42	A	252	42.0	A	13.5
15	ADONICE MUSA MASINI	M	46	A	33	B	45	A	44	A	38	B	45	A	251	41.8	A	15.5
16	RAYMOND SOSTHENES MASSOLA	M	37	B	43	A	42	A	44	A	39	B	46	A	251	41.8	A	15.5
17	BARAKA ELIUD RICHARD	M	37	B	39	B	44	A	45	A	41	A	44	A	250	41.7	A	17
18	VENANCE WAZIRI VENANCE	M	40	B	37	B	44	A	42	A	39	B	47	A	249	41.5	A	18
19	BENJAMIN PETER BUNZALI	M	38	B	41	A	44	A	46	A	34	B	45	A	248	41.3	A	19
20	FARIDA CUTHERBETHY FUNUEL	F	39	B	39	B	44	A	41	A	39	B	44	A	246	41.0	A	20
21	ABDULRAHMAN JABIRI KAYILLA	M	36	B	41	A	45	A	39	B	42	A	42	A	245	40.8	A	21
22	HARUNA JAMAL MASAWA	M	40	B	40	B	44	A	32	B	45	A	43	A	244	40.7	A	23.5
23	JIMMY KISAKA KIRAVU	M	45	A	31	B	43	A	43	A	38	B	44	A	244	40.7	A	23.5
24	NUUMAN YUSUPH ISAKA	M	28	C	40	B	47	A	47	A	40	B	42	A	244	40.7	A	23.5
25	AGATHA ALLEN MANYAHI	F	41	A	41	A	42	A	43	A	34	B	43	A	244	40.7	A	23.5

NO	NAME	SEX	MATH		KISW		ENG		SCI		SST		CME		TOTAL	AVG	GRADE	POS
26	DOVICK GEOFREY MWAKILEMA	M	46	A	30	C	43	A	42	A	34	B	46	A	241	40.2	B	26.5
27	FAITH KESTA REUBEN	F	41	A	39	B	40	B	40	B	37	B	44	A	241	40.2	B	26.5
28	SIMON TOMAS SIKAPOKO	M	35	B	41	A	40	B	37	B	39	B	46	A	238	39.7	B	28
29	NASEEM TWAHA KIPONZA	M	39	B	39	B	46	A	41	A	34	B	38	B	237	39.5	B	29
30	ALLY JUMA KISIRI	M	30	C	36	B	48	A	46	A	33	B	42	A	235	39.2	B	30.5
31	TUISHIME BARAKA DAVID	M	35	B	40	B	42	A	42	A	34	B	42	A	235	39.2	B	30.5
32	KHAWLA RAMADHANI MMARY	F	30	C	39	B	43	A	42	A	39	B	41	A	234	39.0	B	32
33	ALINANUSWE DANIEL MWAIPUNGU	M	30	C	35	B	43	A	45	A	34	B	46	A	233	38.8	B	34
34	GUDLUCK TITO KEBUKA	M	37	B	34	B	43	A	39	B	35	B	45	A	233	38.8	B	34
35	EDNA EMMANUEL MAGEYE	F	27	C	43	A	41	A	42	A	35	B	45	A	233	38.8	B	34
36	KENNEDY WESTON NAHIMIAN	M	26	C	42	A	43	A	42	A	33	B	46	A	232	38.7	B	37
37	BRIGHTNESS JULIUS CHACHA	F	37	B	42	A	39	B	42	A	29	C	43	A	232	38.7	B	37
38	CAREEN LOUIS MUHOZA	F	37	B	38	B	36	B	41	A	38	B	42	A	232	38.7	B	37
39	MARTINE MARK OBONYO	M	31	B	33	B	42	A	43	A	37	B	45	A	231	38.5	B	39
40	OGALLO SYLVESTER EMMANUEL	M	33	B	38	B	41	A	44	A	37	B	37	B	230	38.3	B	41.5
41	ANNA ALEX BEATUS	F	37	B	42	A	41	A	36	B	34	B	40	B	230	38.3	B	41.5
42	JENNIFER DANIEL WANJARA	F	23	C	38	B	44	A	42	A	37	B	46	A	230	38.3	B	41.5
43	WASONA AMOS KISERERA	F	25	C	42	A	43	A	41	A	36	B	43	A	230	38.3	B	41.5
44	GREGORY JUNIOR LUGAILA	M	31	B	36	B	39	B	42	A	38	B	43	A	229	38.2	B	44.5
45	JACKLINE PRISCUS MALYA	F	25	C	40	B	44	A	44	A	35	B	41	A	229	38.2	B	44.5
46	ABDULNASSIR ALLY MBOTTONI	M	33	B	37	B	40	B	38	B	35	B	45	A	228	38.0	B	46.5
47	VIVIAN ERICK NIKYA	F	26	C	40	B	42	A	39	B	37	B	44	A	228	38.0	B	46.5
48	BENEDICT CHRISTOPHER SHIUGA	M	32	B	33	B	43	A	44	A	30	C	45	A	227	37.8	B	48.5
49	NORTON ROBERT MUNA	M	36	B	33	B	46	A	38	B	32	B	42	A	227	37.8	B	48.5
50	ANGELLA ABDON URASA	F	36	B	36	B	39	B	39	B	31	B	44	A	225	37.5	B	50

NO	NAME	SEX	MATH		KISW		ENG		SCI		SST		CME		TOTAL	AVG	GRADE	POS
51	MWANAHAMIS MAMBOLEO SEIF	F	27	C	34	B	42	A	43	A	33	B	45	A	224	37.3	B	51
52	ELISHEVA ELIKANA BUGANGA	F	28	C	41	A	40	B	38	B	28	C	48	A	223	37.2	B	52
53	JOHNSON KEDMON PETRO	M	34	B	33	B	40	B	41	A	34	B	40	B	222	37.0	B	53
54	CAREEN GODFREY MAKANGILA	F	26	C	39	B	36	B	42	A	34	B	43	A	220	36.7	B	54
55	THOMAS THEBARD KASEGE	M	33	B	34	B	41	A	37	B	27	C	46	A	218	36.3	B	55.5
56	YUSUPH RAMADHANI MOHAMED	M	28	C	34	B	45	A	40	B	27	C	44	A	218	36.3	B	55.5
57	SASHA GODFREY KITUNDU	F	25	C	39	B	42	A	40	B	31	B	40	B	217	36.2	B	57
58	FRANCINE PASCAL KIDIKU	F	24	C	34	B	42	A	37	B	33	B	43	A	213	35.5	B	58.5
59	SIA CLEMENCE KAWICHE	F	13	D	36	B	44	A	41	A	34	B	45	A	213	35.5	B	58.5
60	LINA SOSTHENES MBOYA	F	28	C	32	B	41	A	38	B	36	B	37	B	212	35.3	B	60.5
61	LULU JUMA SULTAN	F	19	D	34	B	44	A	41	A	32	B	42	A	212	35.3	B	60.5
62	KEENAN GODIAN MAKURU	M	24	C	34	B	42	A	41	A	26	C	44	A	211	35.2	B	62.5
63	PRICILA EMMANUEL SYLVESTER	F	23	C	34	B	42	A	34	B	37	B	41	A	211	35.2	B	62.5
64	FLORENCE FRANK MWAKAGILE	F	23	C	40	B	41	A	38	B	28	C	40	B	210	35.0	B	64
65	SHADYA JUMA MATEMBO	F	13	D	39	B	43	A	37	B	37	B	40	B	209	34.8	B	65
66	MICHAEL STEVEN LUENA	M	18	D	35	B	40	B	32	B	43	A	40	B	208	34.7	B	68
67	YAHYA MOHAMED KIPOLELO	M	21	C	36	B	37	B	44	A	28	C	42	A	208	34.7	B	68
68	GLORIA STEVEN BARUTI	F	19	D	35	B	43	A	40	B	29	C	42	A	208	34.7	B	68
69	HOPEGLORY N. SEMROKI	F	20	D	35	B	42	A	35	B	35	B	41	A	208	34.7	B	68
70	IDDA LINUS MAANGIRY	F	22	C	36	B	41	A	35	B	34	B	40	B	208	34.7	B	68
71	IBRAHIM OMARY DIBIBI	M	22	C	36	B	41	A	33	B	31	B	44	A	207	34.5	B	71
72	MUSSA ATHUMANI LABIA	M	20	D	34	B	44	A	36	B	31	B	40	B	205	34.2	B	72.5
73	NASRA KHALIFA DAFFA	F	19	D	36	B	41	A	36	B	33	B	40	B	205	34.2	B	72.5
74	TARENCE HUMPHREY DAVID	M	17	D	34	B	41	A	42	A	39	B	31	B	204	34.0	B	74.5
75	MARIAM SEIF MOHAMED	F	18	D	29	C	41	A	41	A	33	B	42	A	204	34.0	B	74.5

NO	NAME	SEX	MATH		KISW		ENG		SCI		SST		CME		TOTAL	AVG	GRADE	POS
76	SARAH SAMBO MASUE	F	20	D	35	B	43	A	37	B	32	B	35	B	202	33.7	B	76
77	KHAIRAT RAMADHANI KIRONGOSI	F	19	D	29	C	39	B	36	B	32	B	44	A	199	33.2	B	77
78	HAWA MOHAMED MATIMBWA	F	18	D	34	B	43	A	31	B	29	C	41	A	196	32.7	B	78
79	IKUZWE SADI KALEGEYA	F	19	D	37	B	36	B	29	C	33	B	37	B	191	31.8	B	79
80	SABRA SIMBA SHOMARY	F	24	C	33	B	39	B	27	C	31	B	35	B	189	31.5	B	80
81	ESTHER RODAS MKINI	F	10	E	33	B	38	B	26	C	25	C	40	B	172	28.7	C	81