
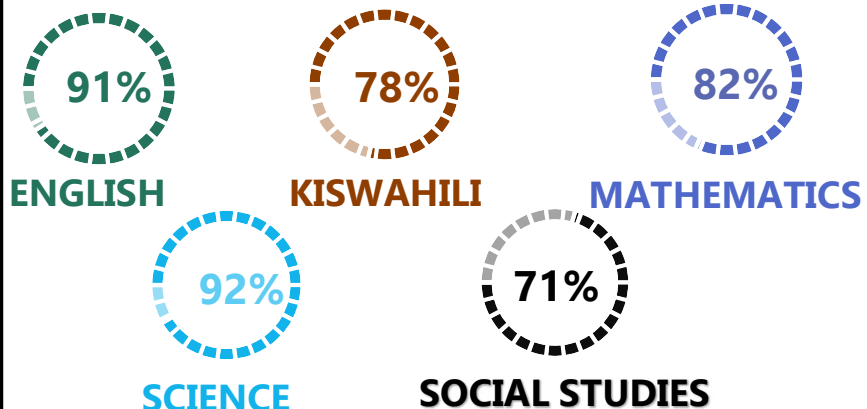
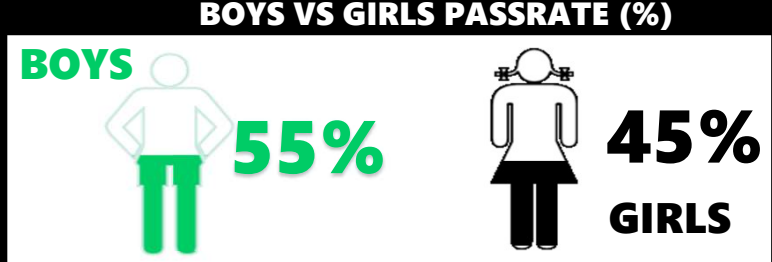
		<h1>MASAKA</h1>																											
REGION: DAR ES SALAAM		SCHOOL AVERAGE: 206.6		BAND 2																									
DISTRICT: ILALA				CATEGORY ABOVE 40																									
SUBJECT PERFORMANCE ANALYSIS																													
<table border="1"> <thead> <tr> <th>SUBJECT NAME</th> <th>AVG</th> <th>%</th> <th>RNK</th> </tr> </thead> <tbody> <tr> <td>SCIENCE</td> <td>45.8</td> <td>92%</td> <td>1</td> </tr> <tr> <td>ENGLISH</td> <td>45.4</td> <td>91%</td> <td>2</td> </tr> <tr> <td>MATHEMATICS</td> <td>40.9</td> <td>82%</td> <td>3</td> </tr> <tr> <td>KISWAHILI</td> <td>39.2</td> <td>78%</td> <td>4</td> </tr> <tr> <td>SOCIAL STUDIES</td> <td>35.3</td> <td>71%</td> <td>5</td> </tr> </tbody> </table>		SUBJECT NAME	AVG	%	RNK	SCIENCE	45.8	92%	1	ENGLISH	45.4	91%	2	MATHEMATICS	40.9	82%	3	KISWAHILI	39.2	78%	4	SOCIAL STUDIES	35.3	71%	5				
SUBJECT NAME	AVG	%	RNK																										
SCIENCE	45.8	92%	1																										
ENGLISH	45.4	91%	2																										
MATHEMATICS	40.9	82%	3																										
KISWAHILI	39.2	78%	4																										
SOCIAL STUDIES	35.3	71%	5																										
<table border="1"> <thead> <tr> <th>BOYS/GIRLS PASS RATE</th> <th>STD</th> <th>AVG</th> <th>%</th> </tr> </thead> <tbody> <tr> <td>BOYS</td> <td>62</td> <td>0.55</td> <td>55%</td> </tr> <tr> <td>GIRLS</td> <td>55</td> <td>0.45</td> <td>45%</td> </tr> </tbody> </table>		BOYS/GIRLS PASS RATE	STD	AVG	%	BOYS	62	0.55	55%	GIRLS	55	0.45	45%																
BOYS/GIRLS PASS RATE	STD	AVG	%																										
BOYS	62	0.55	55%																										
GIRLS	55	0.45	45%																										
GRADE ANALYSIS SUMMARY																													
SUBJECT NAME/GRADE		A	B	C	D	E																							
MATHEMATICS		74	27	6	2	1																							
KISWAHILI		51	53	5	1	0																							
ENGLISH		98	12	0	0	0																							
SCIENCE		97	10	3	0	0																							
SOCIAL STUDIES		21	72	11	6	0																							
OVERALL GRADE ANALYSIS		NO.	SEATED	%																									
41- 45		78	110	71%																									
30.5 - 40		28		25%																									
20.5 - 30		4		4%																									
10.5 - 20		0	0	0%																									
0- 10		0		0%																									
OVERALL PERFORMANCE ANALYSIS																													
REGISTERED		117	100%																										
SEATED		110	94%																										
ABSENTEES		7	6%																										
PASSED		110	94%																										
FAILED		0	0%																										
SCHOOL POSITION		13																											
TOTAL SCHOOLS		52																											

INDEX	NAME	SEX	MATHEMATICS		KISWAHILI		ENGLISH		SCIENCE		SOCIAL STUDIES		TOTAL	AVERAGE	OVR GRADE	SCH POSITION	OVERALL POSITION
1	WILLBROAD ALPHONCE MNG'ONG'O	M	48	A	47	A	50	A	49	A	43	A	237	47	A	1	62
2	LUGANO EMMILY MWAKYUSA	M	49	A	45	A	47	A	49	A	44	A	234	47	A	2	135.5
3	LESTA CHARLES GREEN	F	49	A	44	A	50	A	49	A	41	A	233	47	A	3	170
4	JACKLINE ALFRED WENDELIN	F	49	A	42	A	49	A	50	A	42	A	232	46	A	4	212
5	WILLSON AMOSI MPEKO	M	48	A	44	A	50	A	48	A	41	A	231	46	A	5	261
6	MOSES BONIPHACE MAYALA	M	48	A	43	A	47	A	47	A	43	A	228	46	A	6.5	406.5
7	GLORIA JOSEPH MASIAGA	F	47	A	43	A	49	A	49	A	40	B	228	46	A	6.5	406.5
8	JACKLINE TANASIO LAMECK	F	46	A	41	A	49	A	50	A	41	A	227	45	A	8.5	463.5
9	RUWAIDA ZUBERI OMARI	F	45	A	42	A	48	A	49	A	43	A	227	45	A	8.5	463.5
10	RODNEY CASTON MKANGA	M	48	A	42	A	48	A	49	A	39	B	226	45	A	10	525.5
11	BARAKA RASHID MAYENGO	M	48	A	42	A	47	A	46	A	42	A	225	45	A	11.5	592
12	SALIM MIRAJI MHINA	M	46	A	41	A	49	A	49	A	40	B	225	45	A	11.5	592
13	DERICK MARK OBONYO	M	47	A	43	A	47	A	49	A	38	B	224	45	A	14	671
14	JAMES JACOB MBETA	M	48	A	39	B	47	A	49	A	41	A	224	45	A	14	671
15	GLORY LAMECK ABURA	F	43	A	42	A	49	A	48	A	42	A	224	45	A	14	671
16	NOSHADY JUSTINE MOSHA	M	43	A	42	A	48	A	49	A	40	B	222	44	A	17	812
17	DIANA EDWARD WARIOBA	F	47	A	40	B	49	A	50	A	36	B	222	44	A	17	812
18	JACQUELINE EDWARD MWENDA	F	46	A	36	B	48	A	48	A	44	A	222	44	A	17	812
19	MARK NORBERT MTOIZI	M	47	A	42	A	46	A	47	A	39	B	221	44	A	19.5	883.5
20	DORIS GERALD ANGELO	F	49	A	40	B	49	A	49	A	34	B	221	44	A	19.5	883.5
21	ADINANI ALLY ADINANI	M	46	A	41	A	45	A	49	A	39	B	220	44	A	23	952.5
22	CHRISS CHARLES MKAMA	M	43	A	40	B	48	A	46	A	43	A	220	44	A	23	952.5
23	KELVIN JOSEPHAT MKULAS	M	46	A	40	B	47	A	49	A	38	B	220	44	A	23	952.5
24	SAMSON FELIX MISANA	M	46	A	43	A	45	A	48	A	38	B	220	44	A	23	952.5
25	RAHMA SALIM MHANDO	F	42	A	44	A	46	A	49	A	39	B	220	44	A	23	952.5

INDEX	NAME	SEX	MATHEMATICS		KISWAHILI		ENGLISH		SCIENCE		SOCIAL STUDIES		TOTAL	AVERAGE	OVR GRADE	SCH POSITION	OVERALL POSITION
26	CHARLES KHALFAN KABIKI	M	46	A	38	B	49	A	49	A	37	B	219	44	A	26.5	1020
27	NURU JOSEPH MAGESA	F	47	A	39	B	48	A	49	A	36	B	219	44	A	26.5	1020
28	CHRISTOPHER ALLEN MANYAHI	M	48	A	35	B	43	A	49	A	42	A	217	43	A	30	1155.5
29	GODFREY EMMANUEL BENSON	M	40	B	44	A	47	A	48	A	38	B	217	43	A	30	1155.5
30	AINEKISHA ISSA HAMISI	F	42	A	40	B	47	A	44	A	44	A	217	43	A	30	1155.5
31	CECILIA DICKSON MADAGA	F	42	A	44	A	48	A	49	A	34	B	217	43	A	30	1155.5
32	XAVIERA ZACHARIAH ISAMUYA	F	45	A	41	A	49	A	49	A	33	B	217	43	A	30	1155.5
33	HAJI KARIM NANDALA	M	42	A	45	A	47	A	43	A	39	B	216	43	A	36.5	1221
34	KENES BARAKA HASSAN	M	46	A	39	B	47	A	48	A	36	B	216	43	A	36.5	1221
35	MUSHARAF BAKARI BAKARI	M	42	A	42	A	43	A	49	A	40	B	216	43	A	36.5	1221
36	PHILEMON PAULO GISIRY	M	44	A	42	A	43	A	50	A	37	B	216	43	A	36.5	1221
37	RASULI MIRAJI MOHAMED	M	42	A	38	B	46	A	49	A	41	A	216	43	A	36.5	1221
38	WINSTON JIMMY PETER	M	47	A	37	B	47	A	49	A	36	B	216	43	A	36.5	1221
39	BHOKE YUSUPH MAKENGE	F	45	A	41	A	48	A	46	A	36	B	216	43	A	36.5	1221
40	PHYLICIAH MHANDO JAMBIA	F	47	A	40	B	49	A	45	A	35	B	216	43	A	36.5	1221
41	CALVIN RICHARD MUSHI	M	47	A	38	B	46	A	48	A	36	B	215	43	A	43	1289
42	MOHAMED ABBASI KAPONA	M	44	A	40	B	45	A	48	A	38	B	215	43	A	43	1289
43	NOBERT ROBERT MUNA	M	39	B	41	A	47	A	49	A	39	B	215	43	A	43	1289
44	DORCUS PETER MAGWAZA	F	39	B	44	A	47	A	50	A	35	B	215	43	A	43	1289
45	NURAT AHMED NGONGONO	F	46	A	38	B	46	A	49	A	36	B	215	43	A	43	1289
46	ABUBAKARI HAMAD MAKAMBA	M	47	A	38	B	46	A	39	B	44	A	214	43	A	47.5	1357.5
47	SELEMANI RASHID MVUNGI	M	45	A	44	A	37	B	48	A	40	B	214	43	A	47.5	1357.5
48	EVELYNE ABIHUDI MTAITA	F	42	A	42	A	49	A	49	A	32	B	214	43	A	47.5	1357.5
49	KAREN DAVID KATO	F	41	A	43	A	45	A	48	A	37	B	214	43	A	47.5	1357.5
50	ALLAN SILAS MJENGI	M	42	A	36	B	46	A	49	A	40	B	213	43	A	50.5	1426.5

INDEX	NAME	SEX	MATHEMATICS		KISWAHILI		ENGLISH		SCIENCE		SOCIAL STUDIES		TOTAL	AVERAGE	OVR GRADE	SCH POSITION	OVERALL POSITION
51	GOODLUCK MPELI MWAKILEMA	M	45	A	41	A	44	A	47	A	36	B	213	43	A	50.5	1426.5
52	BEATRICE RICHARD ALOYCE	F	37	B	43	A	48	A	50	A	34	B	212	42	A	52.5	1494.5
53	FAITH ERICK KIMAMBO	F	41	A	42	A	43	A	49	A	37	B	212	42	A	52.5	1494.5
54	JACKADE JACKSON KEMBE	M	42	A	34	B	47	A	47	A	41	A	211	42	A	54.5	1562
55	SHADYA HASSAN MOHAMED	F	42	A	39	B	46	A	45	A	39	B	211	42	A	54.5	1562
56	ANSELEM SOSPETER YUNZU	M	40	B	38	B	45	A	47	A	40	B	210	42	A	57	1639.5
57	EVANS - AGAPE UPENDO KABISI	M	43	A	40	B	41	A	43	A	43	A	210	42	A	57	1639.5
58	SABRA FAHAD MPENDA	F	36	B	41	A	50	A	48	A	35	B	210	42	A	57	1639.5
59	XAVIER ZACHARIAH ISAMUYO	M	43	A	42	A	43	A	48	A	33	B	209	42	A	60.5	1707.5
60	BEATRICE DOUGLAUS MBUMA	F	41	A	42	A	48	A	49	A	29	C	209	42	A	60.5	1707.5
61	MARTHA FELICIAN MEDA	F	39	B	41	A	50	A	40	B	39	B	209	42	A	60.5	1707.5
62	NAM MOHAMED LYIMO	F	41	A	42	A	45	A	47	A	34	B	209	42	A	60.5	1707.5
63	BARAKA OMARI DIBIBI	M	46	A	34	B	45	A	45	A	38	B	208	42	A	64.5	1771.5
64	BENNY BENEDICT KITALIKA	M	42	A	35	B	41	A	48	A	42	A	208	42	A	64.5	1771.5
65	EMMANUEL MICHAEL MAYALA	M	42	A	39	B	45	A	42	A	40	B	208	42	A	64.5	1771.5
66	WINFRIDA ANOLD FOYA	F	38	B	42	A	46	A	49	A	33	B	208	42	A	64.5	1771.5
67	JACKSON ALFRED WENDELIN	M	38	B	37	B	41	A	47	A	44	A	207	41	A	67.5	1843.5
68	AMINA JUMA MSECHU	F	42	A	37	B	48	A	48	A	32	B	207	41	A	67.5	1843.5
69	JOYCE ERASTO MKOMA	F	39	B	41	A	48	A	46	A	32	B	206	41	A	70.5	1909.5
70	MARYAM AMOUR SALIM	F	43	A	37	B	46	A	48	A	32	B	206	41	A	70.5	1909.5
71	NATALIA STEVEN MHANDO	F	45	A	42	A	40	B	48	A	31	B	206	41	A	70.5	1909.5
72	NDALIZI CASSAM LUGINA	F	41	A	37	B	50	A	46	A	32	B	206	41	A	70.5	1909.5
73	COLLINS RASHID MOHAMED	M	45	A	44	A	45	A	38	B	33	B	205	41	A	74	1973
74	MOHAMED ISSA WAHICHINENDA	M	45	A	43	A	37	B	47	A	33	B	205	41	A	74	1973
75	VANESSA VICENT LYAKURWA	F	41	A	36	B	48	A	45	A	35	B	205	41	A	74	1973

INDEX	NAME	SEX	MATHEMATICS	KISWAHILI	ENGLISH	SCIENCE	SOCIAL STUDIES	TOTAL	AVERAGE	OVR GRADE	SCH POSITION	OVERALL POSITION					
76	AMANI MSAFIRI MILAWI	M	36	B	40	B	44	A	44	A	39	B	203	41	A	77	2104.5
77	KAMAL YUSSUF SHEIKH	M	47	A	36	B	41	A	44	A	35	B	203	41	A	77	2104.5
78	SUZAN HEAVENLIGHT MLINGA	F	31	B	42	A	46	A	46	A	38	B	203	41	A	77	2104.5
79	PRISCA MISHAELY JOHN	F	41	A	39	B	49	A	42	A	31	B	202	40	B	79	2176.5
80	AZIZI SALEHE JUMA	M	42	A	35	B	40	B	45	A	39	B	201	40	B	80	2242
81	CONSOLATA GEOFREY MLAGALA	F	38	B	40	B	43	A	47	A	32	B	200	40	B	81.5	2306
82	SABRINA HAMIS MWESSA	F	41	A	41	A	44	A	45	A	29	C	200	40	B	81.5	2306
83	PAUL JOSEPH SINGISYA	M	42	A	30	C	46	A	47	A	34	B	199	40	B	83.5	2373
84	NASREEN AHMED KHATIBU	F	37	B	39	B	45	A	44	A	34	B	199	40	B	83.5	2373
85	MUSA NURDIN KALONGOLELA	M	35	B	40	B	41	A	48	A	34	B	198	40	B	85	2436
86	NASRY HARUN MSUYA	M	26	C	39	B	48	A	48	A	34	B	195	39	B	86	2614.5
87	KHALFAN SHABAN HASSAN	M	47	A	38	B	40	B	44	A	25	C	194	39	B	87.5	2672
88	EVELYNE LAWRENT SEMPOMBE	F	33	B	43	A	39	B	39	B	40	B	194	39	B	87.5	2672
89	MIKE GAUDENCE SOKA	M	35	B	40	B	44	A	40	B	34	B	193	39	B	89	2725
90	JOEL MAULID TAGWE	M	38	B	30	C	45	A	43	A	36	B	192	38	B	90.5	2777.5
91	RACHAEL RAPHAEL NYAMAMU	F	39	B	41	A	45	A	44	A	23	C	192	38	B	90.5	2777.5
92	CATHERINE MANFRED LIMBANGA	F	24	C	40	B	47	A	47	A	33	B	191	38	B	92	2834
93	GRACE EMMANUEL CHAMBALA	F	45	A	27	C	47	A	45	A	26	C	190	38	B	93	2884
94	KARIM MOHAMED KAMKUMBA	M	35	B	33	B	46	A	39	B	36	B	189	38	B	94	2931.5
95	FAIDHA MELKIANAS MATOKE	F	37	B	36	B	38	B	43	A	34	B	188	38	B	95	2987
96	NIRAM JUMA BAKARI RUWA	F	40	B	27	C	45	A	46	A	29	C	187	37	B	96	3046
97	CYPRIAN SIMON CHETTO	M	40	B	38	B	42	A	38	B	28	C	186	37	B	97.5	3105.5
98	NELSON CHARLES MAPUNDA	M	32	B	35	B	41	A	47	A	31	B	186	37	B	97.5	3105.5
99	CYRIDION CYRIACUS RUTEGANYA	M	46	A	14	D	44	A	48	A	33	B	185	37	B	99	3166
100	THERESIA JOSEPHAT CHUWA	F	40	B	37	B	45	A	49	A	13	D	184	37	B	100	3221

INDEX	NAME	SEX	MATHEMATICS		KISWAHILI		ENGLISH		SCIENCE		SOCIAL STUDIES		TOTAL	AVERAGE	OVR GRADE	SCH POSITION	OVERALL POSITION
101	SHALOM GODSON SEELO	M	35	B	45	A	36	B	31	B	36	B	183	37	B	101	3271
102	GRACIOUS HERMAN LYIMO	F	23	C	44	A	48	A	46	A	20	D	181	36	B	102	3377
103	EMMANUEL PAUL MAGORO	M	44	A	26	C	40	B	35	B	30	C	175	35	B	104	3651.5
104	KARIM KOMBO ALLY	M	25	C	31	B	43	A	46	A	30	C	175	35	B	104	3651.5
105	FIRST MANGI MBUYA	M	38	B	34	B	34	B	34	B	21	C	161	32	B	105	4228.5
106	PAULINA ALOYCE KADEBE	F	25	C	39	B	47	A	24	C	20	D	155	31	B	106	4427
107	LINA EDMUND SHAO	F	2	E	42	A	50	A	30	C	28	C	152	30	C	107	4536
108	IRENE PAUL NYANGWASA	F	15	D	39	B	41	A	41	A	15	D	151	30	C	108	4569
109	LAURENCE LINUS MAANGIRY	M	29	C	36	B	37	B	28	C	20	D	150	30	C	109	4600.5
110	JONATHANI LISTERA JONATHANI	M	16	D	34	B	40	B	42	A	15	D	147	29	C	110	4694.5
111	EDSON MLEKWA MGAWA	M															
112	HAITHAM HASSAN SAAD	M															
113	GENEVIEVE WALTER RIWA	F															
114	JASMINI SALIM SHAYO	F															
115	MAUA KASUKU SELEMANI	F															
116	RAHMA HAMAD HUSSEIN	F															
117	ZAHRA SALIM M'MBANDO	F															