


	<h1 style="margin:0;">MIKONGENI</h1>	
REGION: PWANI	SCHOOL AVERAGE: 22.5	DISTRICT: KIBAHA
SUBJECT AND GRADE PERFORMANCE ANALYSIS		

SUBJECT RANKING			
KISWAHILI	30.8	62%	1
CIVIC AND MORAL EDUCATION	27.2	54%	2
ENGLISH	24.3	49%	3
SOCIAL STUDIES	22.3	45%	4
SCIENCE	19.1	38%	5
MATHEMATICS	11.3	23%	6

SUBJECT GRADE ANALYSIS					
SUBJECT/GRADE	A	B	C	D	F
MATHEMATICS	0	0	0	8	4
KISWAHILI	1	8	2	0	1
ENGLISH	0	2	6	3	0
SCIENCE	0	0	5	6	1
SOCIAL STUDIES	0	2	7	2	1
CIVIC AND MORAL	2	3	5	2	0

OVERALL GRADE ANALYSIS			
A	0	12	0%
B	1		1%
C	7		9%
D	3		4%
F	1		1%

CHART SUBJECT ANALYSIS						
40						
35						
30						
25						
20						
15						
10						
	MATH	KISW	ENG	SCIE	SST	CME

BOYS VS GIRLS PERFORMANCE				
	SAT		SAT	TOTAL
	5		7	12
24%		22%		

SEATED	12	100%
ABSENTEES	0	0%
PASSED	8	67%
FAILED	4	33%

NO	NAME	SEX	MATH		KISW		ENG		SCI		SST		CME		TOTAL	AVG	GRADE	POS
1	MERCY MARTIN MOYE	M	19	D	41	A	35	B	25	C	31	B	46	A	197	32.8	B	1
2	NAHYA IDDIE SHOMARI	F	13	D	37	B	26	C	26	C	25	C	41	A	168	28.0	C	2
3	AHMED SAID MSUSA	F	6	E	33	B	30	C	23	C	34	B	35	B	161	26.8	C	3
4	IRINE EMMANUEL LUCAS	M	13	D	26	C	35	B	22	C	24	C	31	B	151	25.2	C	4
5	NEEMA HAMIS CHAMBULI	F	13	D	35	B	25	C	12	D	25	C	35	B	145	24.2	C	5
6	VANESA GODLISTEN MALISA	M	9	E	32	B	29	C	20	D	26	C	21	C	137	22.8	C	6
7	NEEMAERNEST KABELWA	F	14	D	34	B	26	C	18	D	21	C	22	C	135	22.5	C	7
8	JOYCE NYIMBI	F	11	D	28	C	24	C	17	D	25	C	28	C	133	22.2	C	8
9	BARAKA MCHARO MONO	M	12	D	31	B	16	D	19	D	22	C	21	C	121	20.2	D	9
10	JANETH M CHACHA	F	7	E	31	B	19	D	25	C	17	D	11	D	110	18.3	D	10
11	ALEXANDER IVO PUKA	M	11	D	32	B	18	D	15	D	12	D	21	C	109	18.2	D	11
12	RAHIM GHAFURU MOHAMED	F	7	E	9	E	9	E	7	E	6	E	14	D	52	8.7	F	12