






		MILESTONE																																																																																								
REGION: DAR ES SALAAM DISTRICT: KINONDONI		SCHOOL AVERAGE		212.5																																																																																						
				BAND																																																																																						
				3																																																																																						
				CATEGORY																																																																																						
				BELOW 40																																																																																						
SUBJECT PERFORMANCE ANALYSIS																																																																																										
<table border="1"> <thead> <tr> <th>SUBJECT NAME</th> <th>AVG</th> <th>%</th> <th>RNK</th> </tr> </thead> <tbody> <tr> <td>ENGLISH</td> <td>42.8</td> <td>86%</td> <td>1</td> </tr> <tr> <td>KISWAHILI</td> <td>39.1</td> <td>78%</td> <td>2</td> </tr> <tr> <td>MATHEMATICS</td> <td>35.7</td> <td>71%</td> <td>3</td> </tr> <tr> <td>SOCIAL STUDIES</td> <td>35.5</td> <td>71%</td> <td>4</td> </tr> <tr> <td>SCIENCE</td> <td>30.8</td> <td>62%</td> <td>5</td> </tr> <tr> <td>CIVIC & MORAL</td> <td>28.6</td> <td>57%</td> <td>6</td> </tr> <tr> <th>BOYS/GIRLS PASS RATE</th> <th>STD</th> <th>AVG</th> <th>%</th> </tr> <tr> <td>BOYS</td> <td>15</td> <td>0.46</td> <td>46%</td> </tr> <tr> <td>GIRLS</td> <td>17</td> <td>0.54</td> <td>54%</td> </tr> </tbody> </table>			SUBJECT NAME	AVG	%	RNK	ENGLISH	42.8	86%	1	KISWAHILI	39.1	78%	2	MATHEMATICS	35.7	71%	3	SOCIAL STUDIES	35.5	71%	4	SCIENCE	30.8	62%	5	CIVIC & MORAL	28.6	57%	6	BOYS/GIRLS PASS RATE	STD	AVG	%	BOYS	15	0.46	46%	GIRLS	17	0.54	54%																																																
SUBJECT NAME	AVG	%	RNK																																																																																							
ENGLISH	42.8	86%	1																																																																																							
KISWAHILI	39.1	78%	2																																																																																							
MATHEMATICS	35.7	71%	3																																																																																							
SOCIAL STUDIES	35.5	71%	4																																																																																							
SCIENCE	30.8	62%	5																																																																																							
CIVIC & MORAL	28.6	57%	6																																																																																							
BOYS/GIRLS PASS RATE	STD	AVG	%																																																																																							
BOYS	15	0.46	46%																																																																																							
GIRLS	17	0.54	54%																																																																																							
<table border="1"> <thead> <tr> <th colspan="6">GRADE ANALYSIS SUMMARY</th> </tr> <tr> <th>SUBJECT NAME/GRADE</th> <th>A</th> <th>B</th> <th>C</th> <th>D</th> <th>E</th> </tr> </thead> <tbody> <tr> <td>MATHEMATICS</td> <td>11</td> <td>13</td> <td>6</td> <td>2</td> <td>0</td> </tr> <tr> <td>KISWAHILI</td> <td>16</td> <td>13</td> <td>2</td> <td>1</td> <td>0</td> </tr> <tr> <td>ENGLISH</td> <td>22</td> <td>9</td> <td>1</td> <td>0</td> <td>0</td> </tr> <tr> <td>SCIENCE</td> <td>4</td> <td>13</td> <td>9</td> <td>0</td> <td>1</td> </tr> <tr> <td>SOCIAL STUDIES</td> <td>10</td> <td>12</td> <td>7</td> <td>3</td> <td>0</td> </tr> <tr> <td>CIVIC AND MORAL</td> <td>1</td> <td>12</td> <td>13</td> <td>3</td> <td>2</td> </tr> <tr> <th>OVERALL GRADE ANALYSIS</th> <th>NO.</th> <th>SEATED</th> <th colspan="3">%</th> </tr> <tr> <td>A</td> <td>8</td> <td rowspan="3">32</td> <td colspan="3">25%</td> </tr> <tr> <td>B</td> <td>18</td> <td colspan="3">56%</td> </tr> <tr> <td>C</td> <td>6</td> <td colspan="3">19%</td> </tr> <tr> <td>D</td> <td>0</td> <td rowspan="2">0</td> <td colspan="3">0%</td> </tr> <tr> <td>E</td> <td>0</td> <td colspan="3">0%</td> </tr> </tbody> </table>			GRADE ANALYSIS SUMMARY						SUBJECT NAME/GRADE	A	B	C	D	E	MATHEMATICS	11	13	6	2	0	KISWAHILI	16	13	2	1	0	ENGLISH	22	9	1	0	0	SCIENCE	4	13	9	0	1	SOCIAL STUDIES	10	12	7	3	0	CIVIC AND MORAL	1	12	13	3	2	OVERALL GRADE ANALYSIS	NO.	SEATED	%			A	8	32	25%			B	18	56%			C	6	19%			D	0	0	0%			E	0	0%			<table border="1"> <thead> <tr> <th colspan="2">BOY'S VS GIRLS' PASSRATE (%)</th> </tr> </thead> <tbody> <tr> <td> BOYS  46% </td> <td> GIRLS  54% </td> </tr> </tbody> </table>			BOY'S VS GIRLS' PASSRATE (%)		BOYS  46%	GIRLS  54%
GRADE ANALYSIS SUMMARY																																																																																										
SUBJECT NAME/GRADE	A	B	C	D	E																																																																																					
MATHEMATICS	11	13	6	2	0																																																																																					
KISWAHILI	16	13	2	1	0																																																																																					
ENGLISH	22	9	1	0	0																																																																																					
SCIENCE	4	13	9	0	1																																																																																					
SOCIAL STUDIES	10	12	7	3	0																																																																																					
CIVIC AND MORAL	1	12	13	3	2																																																																																					
OVERALL GRADE ANALYSIS	NO.	SEATED	%																																																																																							
A	8	32	25%																																																																																							
B	18		56%																																																																																							
C	6		19%																																																																																							
D	0	0	0%																																																																																							
E	0		0%																																																																																							
BOY'S VS GIRLS' PASSRATE (%)																																																																																										
BOYS  46%	GIRLS  54%																																																																																									
<table border="1"> <thead> <tr> <th colspan="3">OVERALL PERFORMANCE ANALYSIS</th> </tr> </thead> <tbody> <tr> <td>REGISTERED</td> <td>32</td> <td>100%</td> </tr> <tr> <td>SEATED</td> <td>32</td> <td>100%</td> </tr> <tr> <td>ABSENTEES</td> <td>0</td> <td>0%</td> </tr> <tr> <td>PASSED</td> <td>32</td> <td>100%</td> </tr> <tr> <td>FAILED</td> <td>0</td> <td>0%</td> </tr> <tr> <td>SCHOOL POSITION</td> <td colspan="2" style="text-align: center;">41</td> </tr> <tr> <td>TOTAL SCHOOLS</td> <td colspan="2" style="text-align: center;">90</td> </tr> </tbody> </table>			OVERALL PERFORMANCE ANALYSIS			REGISTERED	32	100%	SEATED	32	100%	ABSENTEES	0	0%	PASSED	32	100%	FAILED	0	0%	SCHOOL POSITION	41		TOTAL SCHOOLS	90																																																																	
OVERALL PERFORMANCE ANALYSIS																																																																																										
REGISTERED	32	100%																																																																																								
SEATED	32	100%																																																																																								
ABSENTEES	0	0%																																																																																								
PASSED	32	100%																																																																																								
FAILED	0	0%																																																																																								
SCHOOL POSITION	41																																																																																									
TOTAL SCHOOLS	90																																																																																									

INDEX	NAME	SEX	MATHEMATICS		KISWAHILI		ENGLISH		SCIENCE		SOCIAL STUDIES		CIVIC & MORAL		TOTAL	AVERAGE	OVR GRADE	SCH POSITION	OVERALL POSITION
1	RODNEY NSANYIWA KILOBA	M	50	A	46	A	45	A	40	B	42	A	46	A	269	45	A	1	727.5
2	NELSON MARTIN MDOE	M	48	A	44	A	42	A	44	A	48	A	40	B	266	44	A	2	865
3	GABRIELLA WILLIAM CHUMPI	F	46	A	48	A	49	A	36	B	40	B	46	A	265	44	A	3	913.5
4	WENDE-VIVIAN R. SARWATT	F	40	B	48	A	48	A	42	A	46	A	34	B	258	43	A	4	1240.5
5	KAYLA ISAAC MTWALE	F	38	B	46	A	49	A	38	B	44	A	38	B	253	42	A	5	1532.5
6	DANA AI KAMALAMO	F	44	A	41	A	49	A	42	A	44	A	28	C	248	41	A	6	1791
7	AYMAN GODFREY KAVISHE	M	42	A	42	A	47	A	34	B	44	A	38	B	247	41	A	7	1838
8	NAPHTAL ERICK MUSHI	M	44	A	46	A	47	A	38	B	42	A	28	C	245	41	A	8	1950
9	IMRAN MWINSHEHE SAID	M	38	B	46	A	50	A	24	C	42	A	32	B	232	39	B	9	2660.5
10	ABDALLAH SALUM ABDALLAH	M	45	A	32	B	47	A	40	B	40	B	26	C	230	38	B	11	2767
11	CHLOE-FISHA MALEKE MRINGO	F	44	A	40	B	44	A	38	B	38	B	26	C	230	38	B	11	2767
12	DANIELLA DEUSDEDIT RUTAZAA	F	33	B	38	B	40	B	39	B	44	A	34	B	228	38	B	12	2855.5
13	ETHAN THEODORE YONA	M	42	A	36	B	43	A	34	B	40	B	32	B	227	38	B	14	2906.5
14	NYLA NURU FARID	F	41	A	38	B	40	B	38	B	44	A	26	C	227	38	B	14	2906.5
15	ANGE-OLGA D. SINZINKAYO	F	38	B	44	A	46	A	31	B	36	B	30	C	225	38	B	15	3011
16	JOE BILDAD MALAI	M	40	B	42	A	45	A	40	B	30	C	24	C	221	37	B	16	3233
17	DURON ALEX KUSSAGA	M	42	A	35	B	36	B	34	B	40	B	32	B	219	37	B	17	3323.5
18	GRACE VIOLA RUMANYIKA	F	37	B	46	A	47	A	20	D	32	B	28	C	210	35	B	18	3778.5
19	KAYLA HENRY HOROMBE	F	24	C	40	B	47	A	30	C	30	C	36	B	207	35	B	20	3929
20	KEMILEMBE POTENCY RWIZA	F	35	B	41	A	44	A	23	C	28	C	36	B	207	35	B	20	3929
21	IKRAM ISSA ATHUMANI	M	33	B	35	B	37	B	28	C	32	B	36	B	201	34	B	21	4229
22	ALYSSA GIDEON SWAI	F	36	B	45	A	41	A	20	D	36	B	22	C	200	33	B	22	4282

INDEX	NAME	SEX	MATHEMATICS		KISWAHILI		ENGLISH		SCIENCE		SOCIAL STUDIES		CIVIC & MORAL		TOTAL	AVERAGE	OVR GRADE	SCH POSITION	OVERALL POSITION
23	NICOLE KALABASHABGA EDWIN	F	34	B	46	A	43	A	26	C	32	B	18	D	199	33	B	23	4335
24	AMINIEL I IERBERT MSECHU	M	32	B	31	B	48	A	21	C	40	B	24	C	196	33	B	25	4485.5
25	JOAN ICENETH TEMU	F	30	C	41	A	33	B	30	C	30	C	32	B	196	33	B	25	4485.5
26	MICHELLE NICODEMUS NYAMAJEJ	F	14	D	39	B	40	B	42	A	28	C	22	C	185	31	B	26	4947.5
27	MICHELLE EVANS MWACHA	F	18	D	40	B	29	C	30	C	26	C	24	C	167	28	C	27	5545
28	FASBIR SECKY MATOLA	M	34	B	24	C	39	B	18	D	26	C	24	C	165	28	C	28	5609
29	PAMELA PASENCE PAUL	F	24	C	31	B	45	A	21	C	20	D	16	D	157	26	C	29	5830.5
30	NATHAN MENELIK MALANGALILA	M	22	C	18	D	34	B	18	D	36	B	20	D	148	25	C	30	6041
31	SABRI IDDY MOHAMED	M	26	C	32	B	42	A	20	D	16	D	6	E	142	24	C	31	6136.5
32	BAHATI LAWRENCE MINJA	M	28	C	30	C	33	B	8	E	20	D	10	E	129	22	C	32	6342