



| | | |
|---|-----------------------------|---|
|  | <h1>MILLENNIUM</h1> |  |
| REGION: MWANZA | SCHOOL AVERAGE: 30.5 | DISTRICT: MWANZA |
| SUBJECT AND GRADE PERFORMANCE ANALYSIS | | |

| SUBJECT RANKING | | | |
|---------------------------|------|-----|---|
| ENGLISH | 37.3 | 75% | 1 |
| CIVIC AND MORAL EDUCATION | 37.0 | 74% | 2 |
| SCIENCE | 30.1 | 60% | 3 |
| KISWAHILI | 29.1 | 58% | 4 |
| SOCIAL STUDIES | 28.6 | 57% | 5 |
| MATHEMATICS | 20.9 | 42% | 6 |



| SUBJECT GRADE ANALYSIS | | | | | |
|------------------------|---|---|---|---|---|
| SUBJECT/GRADE | A | B | C | D | F |
| MATHEMATICS | 0 | 0 | 5 | 4 | 0 |
| KISWAHILI | 0 | 4 | 6 | 0 | 0 |
| ENGLISH | 2 | 6 | 2 | 0 | 0 |
| SCIENCE | 0 | 5 | 5 | 0 | 0 |
| SOCIAL STUDIES | 0 | 2 | 8 | 0 | 0 |
| CIVIC AND MORAL | 1 | 9 | 0 | 0 | 0 |

| OVERALL GRADE ANALYSIS | | | |
|------------------------|----------|-----------|----|
| A | 0 | 10 | 0% |
| B | 6 | | 7% |
| C | 4 | | 5% |
| D | 0 | | 0% |
| F | 0 | | 0% |

CHART SUBJECT ANALYSIS

| Subject | Score |
|---------|-------|
| MATH | 21 |
| KISW | 29.1 |
| ENG | 37.3 |
| SCIE | 30.1 |
| SST | 28.6 |
| CME | 37.0 |

BOYS VS GIRLS PERFORMANCE

| | | | | |
|---|------------|---|------------|--------------|
|  | SAT |  | SAT | TOTAL |
| | 5 | | 5 | 10 |
| 30% | | 31% | | |

| | | |
|-----------|----|------|
| SEATED | 10 | 100% |
| ABSENTEES | 0 | 0% |
| PASSED | 10 | 100% |
| FAILED | 0 | 0% |

| NO | NAME | SEX | MATH | | KISW | | ENG | | SCI | | SST | | CME | | TOTAL | AVG | GRADE | POS |
|----|-------------------------------|-----|------|---|------|---|-----|---|-----|---|-----|---|-----|---|-------|-------------|----------|-----|
| 1 | BRIAN ROBERT SONDA | M | 20 | D | 32 | B | 43 | A | 34 | B | 29 | C | 44 | A | 202 | 33.7 | B | 1 |
| 2 | CHARITY JAPHETY JONATHAN | F | 28 | C | 31 | B | 40 | B | 33 | B | 31 | B | 37 | B | 200 | 33.3 | B | 2 |
| 3 | TRINITY WILLIFREDY NYITI | M | 29 | C | 31 | B | 37 | B | 31 | B | 29 | C | 37 | B | 194 | 32.3 | B | 3.5 |
| 4 | PHAT PHINIACE DADU | F | 25 | C | 28 | C | 40 | B | 33 | B | 30 | C | 38 | B | 194 | 32.3 | B | 3.5 |
| 5 | CHRISTINA ROBERT ZACHARIA | F | 24 | C | 30 | C | 37 | B | 32 | B | 31 | B | 34 | B | 188 | 31.3 | B | 5 |
| 6 | ISSA MAULID DUMA | M | 20 | D | 30 | C | 42 | A | 30 | C | 28 | C | 37 | B | 187 | 31.2 | B | 6 |
| 7 | JOSEPHINE PASCHAL CHRISTOPHER | F | 16 | D | 32 | B | 39 | B | 26 | C | 30 | C | 34 | B | 177 | 29.5 | C | 7 |
| 8 | PHILIPO ROBERT PETRO | M | 25 | C | 24 | C | 30 | C | 28 | C | 25 | C | 38 | B | 170 | 28.3 | C | 8 |
| 9 | AGNES DONALD PAUL | F | 9 | E | 26 | C | 36 | B | 28 | C | 26 | C | 35 | B | 160 | 26.7 | C | 9 |
| 10 | LAWRENCE ALEXANDER LAWRENCE | M | 13 | D | 27 | C | 29 | C | 26 | C | 27 | C | 36 | B | 158 | 26.3 | C | 10 |