


	<h1>MUGALA</h1>	
REGION: MWANZA	SCHOOL AVERAGE: 21.5	DISTRICT: MWANZA
SUBJECT AND GRADE PERFORMANCE ANALYSIS		

SUBJECT RANKING			
ENGLISH	25.8	52%	1
CIVIC AND MORAL EDUCATION	25.2	50%	2
KISWAHILI	24.6	49%	3
SOCIAL STUDIES	21.2	42%	4
SCIENCE	20.8	42%	5
MATHEMATICS	11.2	22%	6

SUBJECT GRADE ANALYSIS					
SUBJECT/GRADE	A	B	C	D	F
MATHEMATICS	0	0	0	2	0
KISWAHILI	0	2	1	2	0
ENGLISH	0	2	0	3	0
SCIENCE	0	1	1	2	0
SOCIAL STUDIES	0	1	1	3	0
CIVIC AND MORAL	0	1	2	2	0

OVERALL GRADE ANALYSIS			
A	0	5	0%
B	1		1%
C	1		1%
D	3		4%
F	0		0%

CHART SUBJECT ANALYSIS						
40						
35						
30						
25						
20						
15						
10						
	MATH	KISW	ENG	SCIE	SST	CME

BOYS VS GIRLS PERFORMANCE				
	SAT		SAT	TOTAL
	1		0	1
32%		#DIV/0!		

SEATED	5	100%
ABSENTEES	0	0%
PASSED	2	40%
FAILED	3	60%

NO	NAME	SEX	MATH		KISW		ENG		SCI		SST		CME		TOTAL	AVG	GRADE	POS
1	MASHIKU BAHATI KACHUNGWA	M	20	D	33	B	39	B	31	B	32	B	38	B	193	32.2	B	1
5	SABINA PATRICK WILLIAM	F	14	D	31	B	34	B	28	C	27	C	29	C	163	27.2	C	2
2	COSMAS THOMAS SHINENKO	M	9	E	20	D	19	D	17	D	20	D	23	C	108	18.0	D	3
3	ELIZABETH SESO GIMBISHI	F	8	E	24	C	19	D	10	E	14	D	18	D	93	15.5	D	4
4	GAUDENCIA IKUNE YAHEWA	F	5	E	15	D	18	D	18	D	13	D	18	D	87	14.5	D	5