
	<h1>MUGINI</h1>	
<b>REGION: MWANZA</b>	<b>SCHOOL AVERAGE:</b>	<b>42.2</b>
<b>DISTRICT: MAGU</b>		
<b>SUBJECT AND GRADE PERFORMANCE ANALYSIS</b>		

SUBJECT RANKING			
ENGLISH	47.2	94%	1
CIVIC AND MORAL EDUCATION	43.5	87%	2
KISWAHILI	41.9	84%	3
MATHEMATICS	41.4	83%	4
SCIENCE	40.9	82%	5
SOCIAL STUDIES	38.3	77%	6

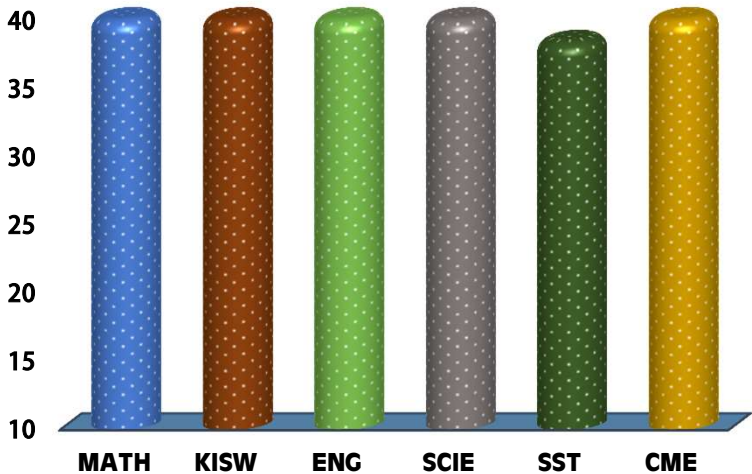
SUBJECT GRADE ANALYSIS					
SUBJECT/GRADE	A	B	C	D	F
MATHEMATICS	28	11	2	0	0
KISWAHILI	31	10	0	0	0
ENGLISH	39	2	0	0	0
SCIENCE	25	15	1	0	0
SOCIAL STUDIES	13	26	2	0	0
CIVIC AND MORAL	35	6	0	0	0

OVERALL GRADE ANALYSIS			
<b>A</b>	<b>30</b>	<b>41</b>	37%
<b>B</b>	<b>10</b>		12%
<b>C</b>	<b>1</b>		1%
<b>D</b>	<b>0</b>		0%
<b>F</b>	<b>0</b>		0%



**CHART SUBJECT ANALYSIS**



MATH	KISW	ENG	SCIE	SST	CME
------	------	-----	------	-----	-----

**BOYS VS GIRLS PERFORMANCE**

	<b>SAT</b>		<b>SAT</b>	<b>TOTAL</b>
	<b>19</b>		<b>22</b>	<b>41</b>
<b>41%</b>		<b>43%</b>		

<b>SEATED</b>	41	100%
<b>ABSENTEES</b>	0	0%
<b>PASSED</b>	41	100%
<b>FAILED</b>	0	0%

NO	NAME	SEX	MATH		KISW		ENG		SCI		SST		CME		TOTAL	AVG	GRADE	POS
1	DIANA MATIKO CHACHA	F	48	A	47	A	50	A	46	A	44	A	46	A	281	46.8	A	1
2	SCHOLASTICA TITO LUSANA	F	48	A	49	A	50	A	46	A	40	B	47	A	280	46.7	A	2
3	ELISON DICKSON RANGE	M	47	A	48	A	48	A	45	A	43	A	46	A	277	46.2	A	3
4	ERICK AMANI DANSTAN	M	50	A	43	A	50	A	43	A	44	A	45	A	275	45.8	A	4
5	SALMA KHADIJAH BASHIR	F	46	A	43	A	49	A	46	A	43	A	47	A	274	45.7	A	5
6	DOREEN CHACHA KYEYO	F	49	A	43	A	50	A	43	A	42	A	46	A	273	45.5	A	6
7	DORCAS ROBERT DEUSDEDITH	F	47	A	41	A	50	A	45	A	43	A	46	A	272	45.3	A	7
8	BLESSING JULIUS NDYANABO	F	48	A	45	A	50	A	44	A	39	B	45	A	271	45.2	A	8
9	ELIZABETH PETER MTERA	F	44	A	45	A	50	A	44	A	40	B	46	A	269	44.8	A	9
10	AMRAN SALUM YAHAYA	M	49	A	41	A	47	A	44	A	43	A	44	A	268	44.7	A	10
11	CATHERINE PETER MTERA	F	48	A	41	A	50	A	42	A	40	B	45	A	266	44.3	A	12
12	ESTHER GABRIEL CHACHA	F	41	A	43	A	49	A	43	A	42	A	48	A	266	44.3	A	12
13	JAMES WISEKI GEDI	M	44	A	46	A	48	A	39	B	44	A	44	A	265	44.2	A	14
14	ELIZABETH DICKSON RANGE	F	44	A	45	A	50	A	44	A	35	B	47	A	265	44.2	A	14
15	FLAVIAN BERIAS NDAGARA	M	42	A	46	A	50	A	43	A	40	B	43	A	264	44.0	A	15
16	BHOKE THOMAS RYOBA	F	44	A	39	B	50	A	43	A	40	B	46	A	262	43.7	A	16
17	JOEL EDWARD MOHERE	M	44	A	39	B	48	A	42	A	41	A	45	A	259	43.2	A	17
18	FRANCIS ALPHONCE FRANCIS	M	43	A	46	A	46	A	42	A	38	B	42	A	257	42.8	A	18
19	SALMA HASSAN SALEHE	F	46	A	38	B	49	A	42	A	40	B	41	A	256	42.7	A	19
20	DICKSON MWITA MUHOCHI	M	43	A	43	A	47	A	40	B	41	A	41	A	255	42.5	A	22
21	ANETH BONPHACE NYANDUTA	F	40	B	41	A	48	A	40	B	40	B	46	A	255	42.5	A	22
22	ASTERIA ANGELO MASANJA	F	45	A	43	A	50	A	37	B	34	B	46	A	255	42.5	A	22
23	MERCY ISACK EDWARD	F	44	A	35	B	48	A	45	A	39	B	44	A	255	42.5	A	22
24	DARIS MLOBEZI MAFWELE	M	45	A	38	B	44	A	40	B	43	A	43	A	253	42.2	A	25
25	MARIAM MATHIAS JOSEPH	F	42	A	41	A	49	A	41	A	38	B	42	A	253	42.2	A	25

NO	NAME	SEX	MATH		KISW		ENG		SCI		SST		CME		TOTAL	AVG	GRADE	POS
26	FAITH ELKANA WALLECE	F	41	A	43	A	47	A	40	B	40	B	41	A	252	42.0	A	26
27	CAROLINE FARAJA NDARO	F	37	B	41	A	44	A	45	A	39	B	45	A	251	41.8	A	27
28	GLORY SYLIVESTER MRIMI	F	44	A	41	A	47	A	42	A	31	B	42	A	247	41.2	A	28
29	PATRICK FRANK MAGESA	M	31	B	45	A	43	A	42	A	40	B	44	A	245	40.8	A	30
30	GLORY GODSON RABO	F	33	B	45	A	44	A	42	A	36	B	45	A	245	40.8	A	30
31	JUNIOR PETER EZEKIEL	M	43	A	37	B	46	A	34	B	36	B	45	A	241	40.2	B	31
32	AMOS STEVEN MOKIRI	M	33	B	44	A	44	A	37	B	41	A	40	B	239	39.8	B	33
33	GEOFFREY GEORGE YOHANA	M	35	B	42	A	47	A	37	B	37	B	41	A	239	39.8	B	33
34	JOYCE MSETI HECHHE	F	41	A	43	A	50	A	32	B	35	B	37	B	238	39.7	B	34
35	BENJAMIN BALTAZAR MASAWA	M	34	B	41	A	46	A	38	B	35	B	40	B	234	39.0	B	35
36	JUSTINE JUSTO MUGANDA	M	32	B	37	B	41	A	39	B	39	B	44	A	232	38.7	B	37
37	HAPPYNESS COSTANTINE PHILIP	F	36	B	38	B	49	A	37	B	33	B	39	B	232	38.7	B	37
38	CASSIAN DEUS MAGOGO	M	34	B	41	A	44	A	41	A	27	C	43	A	230	38.3	B	38
39	ARKAM NASIBU CHOLOBI	M	29	C	40	B	47	A	38	B	32	B	43	A	229	38.2	B	39
40	JOHN KASANDA NDULU	M	37	B	41	A	40	B	34	B	33	B	40	B	225	37.5	B	40
41	NDINDAGI REGINALD KWIZERA	M	26	C	31	B	36	B	29	C	22	C	32	B	176	29.3	C	41