








	<h1>MUSABE</h1>	
REGION: MWANZA	SCHOOL AVERAGE: 44.3	DISTRICT: MWANZA
SUBJECT AND GRADE PERFORMANCE ANALYSIS		

SUBJECT RANKING			
ENGLISH	46.6	93%	1
CIVIC AND MORAL EDUCATION	45.7	91%	2
MATHEMATICS	44.7	89%	3
SCIENCE	44.0	88%	4
SOCIAL STUDIES	42.7	85%	5
KISWAHILI	42.0	84%	6

SUBJECT GRADE ANALYSIS					
SUBJECT/GRADE	A	B	C	D	F
MATHEMATICS	70	11	0	0	0
KISWAHILI	61	20	0	0	0
ENGLISH	80	0	0	0	0
SCIENCE	76	5	0	0	0
SOCIAL STUDIES	61	19	1	0	0
CIVIC AND MORAL	80	1	0	0	0

OVERALL GRADE ANALYSIS			
A	77	81	95%
B	4		5%
C	0		0%
D	0		0%
F	0		0%

CHART SUBJECT ANALYSIS						
40	35	30	25	20	15	10
						
MATH	KISW	ENG	SCIE	SST	CME	

BOYS VS GIRLS PERFORMANCE				
	SAT		SAT	TOTAL
	39		42	81
44%		45%		

SEATED	81	100%
ABSENTEES	0	0%
PASSED	81	100%
FAILED	0	0%

NO	NAME	SEX	MATH		KISW		ENG		SCI		SST		CME		TOTAL	AVG	GRADE	POS
1	MCPETER PHILEMON CHARLES	M	49	A	45	A	48	A	46	A	47	A	48	A	283	47.2	A	1.5
2	WILLIAM BONIPHACE WALWA	M	50	A	46	A	47	A	46	A	47	A	47	A	283	47.2	A	1.5
3	ALLAN ADRIAN ANTHONY	M	49	A	44	A	49	A	47	A	45	A	48	A	282	47.0	A	3
4	NEEMA JOSEPH KASHEKU	F	49	A	45	A	49	A	44	A	47	A	47	A	281	46.8	A	4
5	BARAKA BENEDICTO JOHN	M	48	A	43	A	48	A	46	A	46	A	48	A	279	46.5	A	6.5
6	MATIKO BAHATI MATIKO	M	50	A	47	A	48	A	46	A	45	A	43	A	279	46.5	A	6.5
7	DALIA TUMAINI LUCHIUS	F	48	A	46	A	47	A	47	A	46	A	45	A	279	46.5	A	6.5
8	GRACIER FELIXLEE BARAKA	F	48	A	46	A	47	A	45	A	48	A	45	A	279	46.5	A	6.5
9	VICENT VICTOR MUTASINGWA	M	48	A	44	A	48	A	44	A	47	A	47	A	278	46.3	A	9.5
10	WILLIAM BONIPHACE WILLIAM	M	48	A	45	A	47	A	46	A	46	A	46	A	278	46.3	A	9.5
11	MATARA STEPHEN MACHOKE	M	47	A	45	A	48	A	46	A	44	A	47	A	277	46.2	A	12
12	ANGEL DANFORD MAHWERA	F	48	A	45	A	47	A	46	A	46	A	45	A	277	46.2	A	12
13	GRACE ANOLD MJWAHUZI	F	48	A	41	A	49	A	45	A	47	A	47	A	277	46.2	A	12
14	DANIEL DAUDI NDALAHUWA	M	49	A	44	A	49	A	47	A	43	A	44	A	276	46.0	A	15.5
15	EMMANUEL BARAKA LUTULA	M	46	A	42	A	49	A	46	A	44	A	49	A	276	46.0	A	15.5
16	ANNA NYAKERENGE MANG`ARA	F	48	A	42	A	47	A	47	A	46	A	46	A	276	46.0	A	15.5
17	RACHEL BARAKA LUTULA	F	48	A	44	A	50	A	43	A	43	A	48	A	276	46.0	A	15.5
18	ASHAMAGRET SAMWEL MWANASEWA	F	48	A	40	B	47	A	46	A	47	A	47	A	275	45.8	A	18.5
19	NGOLO SITTA WALWA	F	47	A	44	A	48	A	44	A	45	A	47	A	275	45.8	A	18.5
20	JORDAN STEPHEN MASSESA	M	48	A	46	A	49	A	46	A	40	B	45	A	274	45.7	A	21
21	DOREEN ALFRED LUMASHI	F	45	A	44	A	49	A	44	A	47	A	45	A	274	45.7	A	21
22	LINDA KIGERE PATRICK	F	48	A	44	A	46	A	45	A	47	A	44	A	274	45.7	A	21
23	ABIGAILI KULWA BITEKO	F	49	A	42	A	48	A	43	A	45	A	46	A	273	45.5	A	24
24	CAROLINE JOSEPH LUGEMBE	F	46	A	46	A	44	A	44	A	45	A	48	A	273	45.5	A	24
25	LANEY LAMECK OMONDI	F	49	A	42	A	46	A	43	A	47	A	46	A	273	45.5	A	24

NO	NAME	SEX	MATH		KISW		ENG		SCI		SST		CME		TOTAL	AVG	GRADE	POS
26	ALFRED FUKO KOYOYA	M	47	A	43	A	47	A	46	A	42	A	47	A	272	45.3	A	27
27	ASNATH DAMIAN ELIAS	F	47	A	42	A	48	A	44	A	44	A	47	A	272	45.3	A	27
28	GRACIOUS MICHAEL MHINA	F	46	A	45	A	47	A	44	A	48	A	42	A	272	45.3	A	27
29	LUDOVICK LAURENT NCHEYE	M	45	A	46	A	48	A	44	A	44	A	44	A	271	45.2	A	30.5
30	AINESS STANSLAUS MANGE	F	47	A	43	A	50	A	46	A	42	A	43	A	271	45.2	A	30.5
31	MARYJUSLINE SIWAJIBU GODFREY	F	43	A	46	A	47	A	46	A	43	A	46	A	271	45.2	A	30.5
32	WANGUZU NDULU ELISHA	F	45	A	44	A	47	A	45	A	44	A	46	A	271	45.2	A	30.5
33	CHRISJUNIOR CHRISTOPHER SOJO	M	49	A	45	A	47	A	45	A	40	B	44	A	270	45.0	A	35
34	COLLINS VENANCE ISANGO	M	49	A	44	A	49	A	43	A	40	B	45	A	270	45.0	A	35
35	MUKIZA NANCY KATTO	F	47	A	40	B	46	A	44	A	47	A	46	A	270	45.0	A	35
36	RITHA NEEMA KAGWEBE	F	49	A	41	A	48	A	44	A	42	A	46	A	270	45.0	A	35
37	SHUFAA IDDI MHIDADI	F	43	A	44	A	49	A	42	A	44	A	48	A	270	45.0	A	35
38	JOAN PROTAS SHIRIMA	F	49	A	42	A	49	A	42	A	44	A	43	A	269	44.8	A	38
39	ALBERT JOSEPH BAHAME	M	47	A	44	A	44	A	47	A	42	A	44	A	268	44.7	A	40.5
40	ERICK JUMA NDILIMA	M	46	A	43	A	46	A	44	A	45	A	44	A	268	44.7	A	40.5
41	MICAH JOB MWASANJOBE	M	44	A	44	A	48	A	41	A	43	A	48	A	268	44.7	A	40.5
42	VERONICA NOEL ASIMWE	F	45	A	37	B	47	A	46	A	46	A	47	A	268	44.7	A	40.5
43	HERIBETH RWEBANGIRA MUJUNI	M	43	A	45	A	49	A	45	A	37	B	48	A	267	44.5	A	45
44	JEREMIA MWANDU KIJA	M	46	A	40	B	50	A	44	A	43	A	44	A	267	44.5	A	45
45	JUNIOR VALELIAS ELIAS	M	44	A	42	A	47	A	44	A	44	A	46	A	267	44.5	A	45
46	CAREEN SAMWEL CHARLES	F	41	A	38	B	48	A	45	A	47	A	48	A	267	44.5	A	45
47	GROLIA RHOBI MWASSY	F	43	A	40	B	48	A	44	A	45	A	47	A	267	44.5	A	45
48	LOYCE GODFREY ZONGO	F	47	A	41	A	44	A	44	A	45	A	45	A	266	44.3	A	48
49	JOSEPHINE MAGENDA MAGOMA	F	48	A	40	B	48	A	48	A	34	B	47	A	265	44.2	A	49
50	STELLAMIHYA ERNEST MAYOMBYA	F	42	A	41	A	47	A	43	A	43	A	48	A	264	44.0	A	50.5

NO	NAME	SEX	MATH		KISW		ENG		SCI		SST		CME		TOTAL	AVG	GRADE	POS
51	XAVIERA GODFREY KAMUGISHA	F	47	A	45	A	46	A	45	A	35	B	46	A	264	44.0	A	50.5
52	CHRISTIAN MWITA PASCHAEAL	M	46	A	42	A	45	A	45	A	40	B	45	A	263	43.8	A	54
53	GOODLUCK MABULA MAGANGILA	M	37	B	42	A	50	A	45	A	42	A	47	A	263	43.8	A	54
54	ADVENTINA KALEMA POLLY	F	44	A	41	A	47	A	46	A	39	B	46	A	263	43.8	A	54
55	EDRIAN-LIZ PETER LIMBU	F	45	A	38	B	48	A	46	A	40	B	46	A	263	43.8	A	54
56	MOUREEN SEBASTIAN SABBAS	F	47	A	36	B	48	A	44	A	43	A	45	A	263	43.8	A	54
57	HUMPHREY PETER LEMA	M	39	B	42	A	48	A	45	A	42	A	46	A	262	43.7	A	57.5
58	FAITH MALKIA BENEDICT	F	43	A	41	A	49	A	44	A	39	B	46	A	262	43.7	A	57.5
59	CHRISTIAN LEONARD MSENYELE	M	43	A	44	A	46	A	42	A	41	A	45	A	261	43.5	A	60
60	JACOB BARAKA MTAMWEGA	M	42	A	41	A	47	A	46	A	42	A	43	A	261	43.5	A	60
61	NANCY JOHN KIMBORI	F	47	A	41	A	43	A	43	A	44	A	43	A	261	43.5	A	60
62	JOSEPH MAGAI JOEL	M	42	A	42	A	47	A	44	A	41	A	44	A	260	43.3	A	63
63	STEVEN RICHARD MANYILIZU	M	42	A	42	A	45	A	43	A	42	A	46	A	260	43.3	A	63
64	JACKLINE JULIUS MANGULE	F	42	A	42	A	45	A	43	A	43	A	45	A	260	43.3	A	63
65	GODWIN SAMWEL KIMARO	M	37	B	39	B	48	A	46	A	42	A	47	A	259	43.2	A	65.5
66	ESTHER MABELE MASAGA	F	39	B	42	A	47	A	41	A	44	A	46	A	259	43.2	A	65.5
67	IVAN MUJUNI EUSTACE	M	40	B	39	B	47	A	43	A	40	B	47	A	256	42.7	A	67
68	REAGAN RICHARD PETER	M	44	A	39	B	47	A	41	A	40	B	43	A	254	42.3	A	69
69	SAMWEL YOHANA LUHUYE	M	34	B	41	A	47	A	45	A	43	A	44	A	254	42.3	A	69
70	FAITH MASAU BAILES	F	41	A	40	B	46	A	41	A	38	B	48	A	254	42.3	A	69
71	RICHARD PIUS MACHAGE	M	44	A	38	B	48	A	42	A	39	B	42	A	253	42.2	A	71
72	MIRAJI KURWA ZEPHANIA	M	36	B	38	B	45	A	44	A	42	A	47	A	252	42.0	A	72
73	GODWIN BARAKA MASASI	M	42	A	34	B	45	A	43	A	41	A	45	A	250	41.7	A	73
74	TARIQ ABDALAH MTUNGA	M	37	B	40	B	44	A	40	B	41	A	47	A	249	41.5	A	74.5
75	XAVERIA MELCHIADES MANGU	F	46	A	35	B	48	A	38	B	40	B	42	A	249	41.5	A	74.5

NO	NAME	SEX	MATH		KISW		ENG		SCI		SST		CME		TOTAL	AVG	GRADE	POS
76	LUCAS MASAMAKI ALEX	M	32	B	33	B	49	A	44	A	40	B	48	A	246	41.0	A	76
77	STANSLAUS SOSPETER MAGESSE	M	33	B	43	A	45	A	41	A	39	B	42	A	243	40.5	A	77
78	IRENE GERALD MSONGE	F	43	A	42	A	42	A	37	B	37	B	40	B	241	40.2	B	78.5
79	MERCY JOSEPH KANGA	F	42	A	41	A	45	A	37	B	30	C	46	A	241	40.2	B	78.5
80	AVELYNE KOKUSHUBILA PROTAS	F	35	B	35	B	49	A	42	A	31	B	47	A	239	39.8	B	80
81	MELKIADI KITEMA KAZUNGU	M	46	A	44	A	0	E	40	B	42	A	48	A	220	36.7	B	81