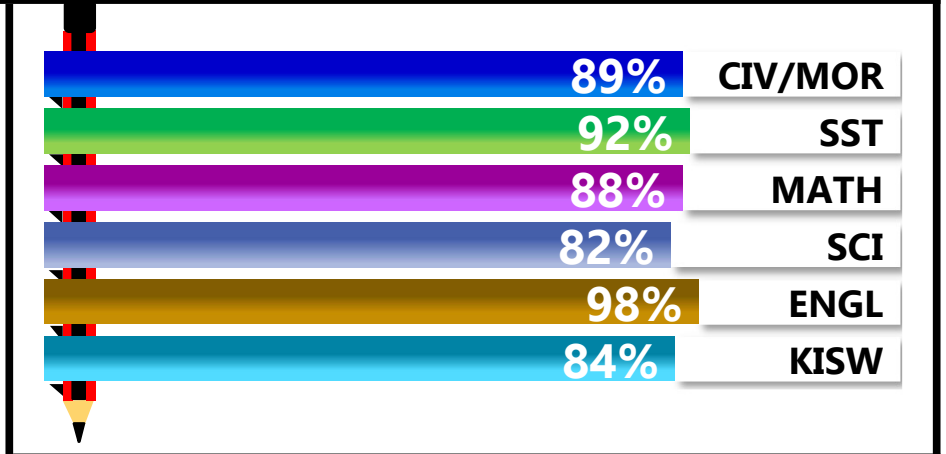


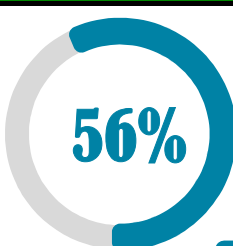
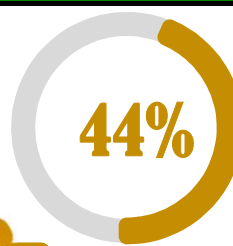
		<h1>MUSABE</h1>			
REGION: MWANZA		SCHOOL AVERAGE	266.9	OVERALL GRADE	
DISTRICT: MWANZA				CATEGORY	

SUBJECT PERFORMANCE ANALYSIS

SUBJECT NAME	AVG	%	RNK
ENGLISH	48.9	98%	1
SOCIAL STUDIES	46.2	92%	2
CIVIC & MORAL	44.3	89%	3
MATHEMATICS	44.1	88%	4
KISWAHILI	42.2	84%	5
SCIENCE	41.1	82%	6
BOYS/GIRLS PASS RATE	STD	AVG	%
BOYS	45	0.56	56%
GIRLS	35	0.44	44%



GRADE ANALYSIS SUMMARY					
SUBJECT NAME/GRADE	A	B	C	D	E
MATHEMATICS	72	8	0	0	0
KISWAHILI	66	14	0	0	0
ENGLISH	80	0	0	0	0
SCIENCE	46	34	0	0	0
SOCIAL STUDIES	79	1	0	0	0
CIVIC AND MORAL	72	7	0	0	0
OVERALL GRADE ANALYSIS	NO.	SEATED	%		
A	80	80	100%		
B	0		0%		
C	0		0%		
D	0	0	0%		
E	0		0%		

BOYS VS GIRLS PASSRATE (%)		
	VS	
BOYS		GIRLS
OVERALL PERFORMANCE ANALYSIS		
REGISTERED	80	100%
SEATED	80	100%
ABSENTEES	0	0%
PASSED	80	100%
FAILED	0	0%

INDEX	NAME	SEX	MATHEMATICS		KISWAHILI		ENGLISH		SCIENCE		SOCIAL STUDIES		CIVIC & MORAL		TOTAL	AVERAGE	OVERALL GRADE	SCH POSITION	OVERALL POSITION
1	BRYSON BENJAMIN CHARLES	M	45	A	43	A	50	A	45	A	47	A	48	A	278	46	A	1.5	61
2	WINNEIBA HENRY WILLIAM	F	47	A	45	A	50	A	42	A	47	A	47	A	278	46	A	1.5	61
3	AKRAM FARAHIM MAKIYU	M	48	A	42	A	50	A	45	A	48	A	43	A	276	46	A	4	93.5
4	ANDREW FREDNARD BILINAMUN	M	48	A	41	A	50	A	44	A	46	A	47	A	276	46	A	4	93.5
5	GLORY ALEX LUKUBA	F	47	A	44	A	49	A	41	A	47	A	48	A	276	46	A	4	93.5
6	VINCENT DOTTO JOSEPH	M	44	A	42	A	49	A	49	A	45	A	46	A	275	46	A	6	117
7	VAILETH DICKSON BERNARD	F	45	A	44	A	49	A	43	A	47	A	46	A	274	46	A	7	146
8	SAMWEL IDETE NG'WALIDA	M	45	A	41	A	50	A	46	A	46	A	45	A	273	46	A	9.5	178
9	DISTA ASIMWE DANIEL	F	47	A	43	A	50	A	43	A	47	A	43	A	273	46	A	9.5	178
10	OLGA OFRED MHONGOLE	F	44	A	45	A	49	A	40	B	47	A	48	A	273	46	A	9.5	178
11	ZILPA EMMANUEL CHIRO	F	44	A	43	A	50	A	41	A	47	A	48	A	273	46	A	9.5	178
12	AIDAN AMOS BARAKA	M	46	A	39	B	49	A	46	A	47	A	45	A	272	45	A	14	217.5
13	BRIGHT ANDREW MASSAWE	M	45	A	43	A	50	A	45	A	46	A	43	A	272	45	A	14	217.5
14	FAHIM FAISAL FRANK	M	46	A	42	A	50	A	44	A	46	A	44	A	272	45	A	14	217.5
15	GEOFREY FRANCIS MAHEGERE	M	45	A	43	A	49	A	44	A	46	A	45	A	272	45	A	14	217.5
16	GEORGE MALIMA MAGEMBE	M	46	A	43	A	49	A	43	A	47	A	44	A	272	45	A	14	217.5
17	ABEL ILAKOZE SEBUKOTO	M	45	A	42	A	50	A	44	A	47	A	43	A	271	45	A	20	268.5
18	EDISON DAUSON MAJUTO	M	46	A	42	A	50	A	45	A	45	A	43	A	271	45	A	20	268.5
19	JUMANNE MUHOJI KANYONYI	M	46	A	42	A	49	A	43	A	46	A	45	A	271	45	A	20	268.5
20	ROMAN ROBERT CHARLES	M	45	A	42	A	50	A	43	A	47	A	44	A	271	45	A	20	268.5
21	GLORIA SELEMAN MAGESA	F	45	A	45	A	48	A	41	A	47	A	45	A	271	45	A	20	268.5
22	SONIA JASWANT DOGO	F	43	A	42	A	49	A	43	A	47	A	47	A	271	45	A	20	268.5
23	VIVIAN EDWARD MAGELEWANYA	F	41	A	44	A	50	A	43	A	46	A	47	A	271	45	A	20	268.5

INDEX	NAME	SEX	MATHEMATICS		KISWAHILI		ENGLISH		SCIENCE		SOCIAL STUDIES		CIVIC & MORAL		TOTAL	AVERAGE	OVERALL GRADE	SCH POSITION	OVERALL POSITION
24	FAUSTINE AMBROSE MATO	M	45	A	42	A	50	A	42	A	47	A	44	A	270	45	A	27	321
25	GERALD MOSES EKAYO	M	48	A	38	B	47	A	45	A	46	A	46	A	270	45	A	27	321
26	GODFREY RICHARD KASUBI	M	43	A	41	A	49	A	45	A	47	A	45	A	270	45	A	27	321
27	MUSA SHAFII KIMBUTE	M	46	A	40	B	50	A	41	A	47	A	46	A	270	45	A	27	321
28	FARAJA RAYSON VAROYAL	F	44	A	45	A	48	A	42	A	47	A	44	A	270	45	A	27	321
29	JANETH MAGENDA MAGOMA	F	44	A	46	A	48	A	40	B	46	A	46	A	270	45	A	27	321
30	NEEMA WISEMAN MWENDEMA	F	44	A	44	A	50	A	39	B	47	A	46	A	270	45	A	27	321
31	EGBERT METHOD BYABATO	M	46	A	43	A	50	A	40	B	47	A	43	A	269	45	A	34	366
32	ELIAS ZACHARIA NZUKI	M	46	A	43	A	47	A	44	A	46	A	43	A	269	45	A	34	366
33	LOUIS GERALD SHAYO	M	45	A	45	A	49	A	40	B	45	A	45	A	269	45	A	34	366
34	SAMWEL RAJAB MARWA	M	45	A	41	A	49	A	41	A	47	A	46	A	269	45	A	34	366
35	FAITH BURTON MBWILE	F	44	A	45	A	48	A	40	B	45	A	47	A	269	45	A	34	366
36	GLORY RUSSELL GONDWE	F	45	A	42	A	48	A	40	B	47	A	47	A	269	45	A	34	366
37	CUTHBERT MILLER MYOYA	M	46	A	42	A	50	A	41	A	46	A	43	A	268	45	A	40	409
38	EMIL SAGUDA NDUTULE	M	45	A	41	A	49	A	42	A	46	A	45	A	268	45	A	40	409
39	GERALD WILLIAM MNYIPEMBE	M	47	A	41	A	49	A	43	A	47	A	41	A	268	45	A	40	409
40	GODWIN GEORGE NJABILI	M	46	A	43	A	49	A	41	A	47	A	42	A	268	45	A	40	409
41	JULIUS MALIMA MSETI	M	44	A	40	B	49	A	43	A	46	A	46	A	268	45	A	40	409
42	WARREN ABDON NTUNGABINGI	M	46	A	41	A	49	A	42	A	45	A	45	A	268	45	A	40	409
43	CLEMENT PIUS MATUNDALI	M	46	A	42	A	49	A	40	B	47	A	43	A	267	45	A	46	453.5
44	PARIS ANDERSON MAKINDA	M	46	A	40	B	50	A	40	B	46	A	45	A	267	45	A	46	453.5
45	SYLVANUS MASIRORI KAPONGO	M	46	A	40	B	48	A	43	A	46	A	44	A	267	45	A	46	453.5

INDEX	NAME	SEX	MATHEMATICS		KISWAHILI		ENGLISH		SCIENCE		SOCIAL STUDIES		CIVIC & MORAL		TOTAL	AVERAGE	OVERALL GRADE	SCH POSITION	OVERALL POSITION
46	CATHERINE MBASHA MATUTU	F	47	A	43	A	49	A	36	B	46	A	46	A	267	45	A	46	453.5
47	LINDA CHRISTIAN KUDILA	F	45	A	45	A	48	A	38	B	46	A	45	A	267	45	A	46	453.5
48	NAOMI SIMON HEBRON	F	44	A	41	A	49	A	40	B	47	A	46	A	267	45	A	46	453.5
49	FRATERN PHILEMON RUTASHOB	M	47	A	43	A	48	A	41	A	45	A	42	A	266	44	A	51	497
50	JOHN SONGO MAKARANGA	M	42	A	43	A	49	A	40	B	47	A	45	A	266	44	A	51	497
51	LUBACHA AMOS MAYENGA	M	46	A	42	A	49	A	42	A	45	A	42	A	266	44	A	51	497
52	RAUHIYAH RAMADHAN DOGOLI	F	33	B	46	A	49	A	42	A	48	A	48	A	266	44	A	51	497
53	BELINDA WATSON MWAZEMBE	F	43	A	39	B	49	A	40	B	48	A	46	A	265	44	A	55	549
54	HOLLO ABINERY ROBERT	F	40	B	42	A	48	A	41	A	47	A	47	A	265	44	A	55	549
55	MARTHA SHABAN NDEGE	F	39	B	42	A	50	A	40	B	47	A	47	A	265	44	A	55	549
56	MICHELLE JOHN MWAKASEGE	F	44	A	40	B	50	A	39	B	47	A	45	A	265	44	A	55	549
57	RISPER NYANJIGA JOSEPH	F	42	A	43	A	49	A	41	A	47	A	43	A	265	44	A	55	549
58	JAVAN KAJOBA SONO	M	45	A	39	B	49	A	39	B	45	A	47	A	264	44	A	60	599.5
59	MANYAMA JAPHET MAGANIRA	M	43	A	45	A	50	A	40	B	45	A	41	A	264	44	A	60	599.5
60	STANLEY NGOLE LUPONDIJE	M	45	A	42	A	49	A	39	B	47	A	42	A	264	44	A	60	599.5
61	CAITLINE CHRISPINE KATO	F	46	A	42	A	49	A	38	B	44	A	45	A	264	44	A	60	599.5
62	IRENE PETER MUHONO	F	40	B	43	A	48	A	40	B	46	A	47	A	264	44	A	60	599.5
63	JOEL MTATIRO MAHEGERE	M	41	A	41	A	50	A	39	B	46	A	46	A	263	44	A	64	642.5
64	LEON IMAN MAGAZETI	M	44	A	43	A	49	A	44	A	46	A	37	B	263	44	A	64	642.5
65	GOODLUCK BENARD MASANJA	M	43	A	41	A	49	A	37	B	47	A	45	A	262	44	A	66	696.5
66	IRHAM ABDULAZIZ MAKONGO	F	41	A	44	A	48	A	38	B	47	A	44	A	262	44	A	66	696.5
67	ASSA PETER MWITA	M	49	A	43	A	50	A	42	A	42	A	35	B	261	44	A	69	757.5

INDEX	NAME	SEX	MATHEMATICS		KISWAHILI		ENGLISH		SCIENCE		SOCIAL STUDIES		CIVIC & MORAL		TOTAL	AVERAGE	OVERALL GRADE	SCH POSITION	OVERALL POSITION
68	JENIPHER JULIUS MASIRORI	F	43	A	44	A	48	A	37	B	46	A	43	A	261	44	A	69	757.5
69	JOAN FRANK KARIA	F	39	B	45	A	48	A	38	B	47	A	44	A	261	44	A	69	757.5
70	LAINES MRASHAN KAMUGISHA	F	41	A	45	A	49	A	35	B	47	A	44	A	261	44	A	69	757.5
71	PROSPER JEREMIAH MAKUNGU	M	41	A	40	B	49	A	39	B	45	A	46	A	260	43	A	72	809.5
72	GRACE GODFREY MPIGWA	F	43	A	41	A	48	A	37	B	47	A	44	A	260	43	A	72	809.5
73	EMMANUEL THOMAS MTONDI	M	45	A	42	A	48	A	45	A	38	B	41	A	259	43	A	74	860.5
74	AISHA CHACHA CHOGO	F	45	A	38	B	48	A	35	B	45	A	48	A	259	43	A	74	860.5
75	MARK JEROME MWENDA	M	43	A	44	A	48	A	37	B	46	A	40	B	258	43	A	75	921.5
76	ABDULHAKIM OMARY AME	M	46	A	39	B	46	A	40	B	47	A	39	B	257	43	A	76	985.5
77	AMINA HAMIS MKAMBA	F	39	B	37	B	48	A	38	B	45	A	44	A	251	42	A	78	1353
78	MARY EMMANUEL JOHNSON	F	37	B	39	B	49	A	41	A	47	A	38	B	251	42	A	78	1353
79	OTENDA DANIEL ELIAS	F	41	A	41	A	43	A	41	A	46	A	37	B	249	42	A	80	1483.5
80	RITHA MATHIAS JOHN	F	38	B	43	A	49	A	33	B	47	A	39	B	249	42	A	80	1483.5