





















	MUSTLEAD																																																																																	
REGION: PWANI DISTRICT: BAGAMOYO	SCHOOL AVERAGE: 156.2	CATEGORY: BELOW 40 CANDIDATES: 12																																																																																
SUBJECT PERFORMANCE ANALYSIS																																																																																		
<table border="1" style="width:100%; border-collapse: collapse;"> <thead> <tr style="background-color: #e91e63; color: white;"> <th>SUBJECT NAME</th> <th>AVG</th> <th>%</th> <th>RNK</th> </tr> </thead> <tbody> <tr><td>KISWAHILI</td><td>35.7</td><td>71%</td><td>1</td></tr> <tr><td>ENGLISH</td><td>33.5</td><td>67%</td><td>2</td></tr> <tr><td>SOCIAL STUDIES</td><td>30.8</td><td>62%</td><td>3</td></tr> <tr><td>MATHEMATICS</td><td>28.4</td><td>57%</td><td>4</td></tr> <tr><td>SCIENCE</td><td>24.1</td><td>48%</td><td>5</td></tr> </tbody> </table> <table border="1" style="width:100%; border-collapse: collapse;"> <thead> <tr style="background-color: #e91e63; color: white;"> <th>BOYS/GIRLS PASS RATE</th> <th>STD</th> <th>AVG</th> <th>%</th> </tr> </thead> <tbody> <tr><td>BOYS</td><td>4</td><td>28.6</td><td>57%</td></tr> <tr><td>GIRLS</td><td>8</td><td>31.8</td><td>64%</td></tr> </tbody> </table>	SUBJECT NAME	AVG	%	RNK	KISWAHILI	35.7	71%	1	ENGLISH	33.5	67%	2	SOCIAL STUDIES	30.8	62%	3	MATHEMATICS	28.4	57%	4	SCIENCE	24.1	48%	5	BOYS/GIRLS PASS RATE	STD	AVG	%	BOYS	4	28.6	57%	GIRLS	8	31.8	64%	<p>ENGLISH</p> <p>KISWAHILI</p> <p>MATHS</p> <p>SCIENCE</p> <p>SOCIAL STUDIES</p>																																													
SUBJECT NAME	AVG	%	RNK																																																																															
KISWAHILI	35.7	71%	1																																																																															
ENGLISH	33.5	67%	2																																																																															
SOCIAL STUDIES	30.8	62%	3																																																																															
MATHEMATICS	28.4	57%	4																																																																															
SCIENCE	24.1	48%	5																																																																															
BOYS/GIRLS PASS RATE	STD	AVG	%																																																																															
BOYS	4	28.6	57%																																																																															
GIRLS	8	31.8	64%																																																																															
<table border="1" style="width:100%; border-collapse: collapse;"> <thead> <tr style="background-color: #e91e63; color: white;"> <th colspan="6">GRADE ANALYSIS SUMMARY</th> </tr> <tr> <th>SUBJECT NAME/GRADE</th> <th>A</th> <th>B</th> <th>C</th> <th>D</th> <th>F</th> </tr> </thead> <tbody> <tr><td>MATHEMATICS</td><td>3</td><td>4</td><td>4</td><td>0</td><td>1</td></tr> <tr><td>KISWAHILI</td><td>5</td><td>3</td><td>4</td><td>0</td><td>0</td></tr> <tr><td>ENGLISH</td><td>1</td><td>6</td><td>5</td><td>0</td><td>0</td></tr> <tr><td>SCIENCE</td><td>0</td><td>0</td><td>11</td><td>0</td><td>0</td></tr> <tr><td>SOCIAL STUDIES</td><td>1</td><td>4</td><td>6</td><td>1</td><td>0</td></tr> </tbody> </table> <table border="1" style="width:100%; border-collapse: collapse;"> <thead> <tr style="background-color: #e91e63; color: white;"> <th>OVERALL GRADE ANALYSIS</th> <th>NO.</th> <th>SEATED</th> <th>%</th> </tr> </thead> <tbody> <tr><td>A</td><td>0</td><td rowspan="5" style="text-align: center; vertical-align: middle;">12</td><td>0%</td></tr> <tr><td>B</td><td>6</td><td>50%</td></tr> <tr><td>C</td><td>6</td><td>50%</td></tr> <tr><td>D</td><td>0</td><td>0%</td></tr> <tr><td>F</td><td>0</td><td>0%</td></tr> </tbody> </table>	GRADE ANALYSIS SUMMARY						SUBJECT NAME/GRADE	A	B	C	D	F	MATHEMATICS	3	4	4	0	1	KISWAHILI	5	3	4	0	0	ENGLISH	1	6	5	0	0	SCIENCE	0	0	11	0	0	SOCIAL STUDIES	1	4	6	1	0	OVERALL GRADE ANALYSIS	NO.	SEATED	%	A	0	12	0%	B	6	50%	C	6	50%	D	0	0%	F	0	0%	<table border="1" style="width:100%; border-collapse: collapse;"> <thead> <tr style="background-color: #e91e63; color: white;"> <th colspan="2">BOY'S VS GIRLS' PASSRATE (%)</th> </tr> </thead> <tbody> <tr> <td style="text-align: center;">  <p>57%</p> </td> <td style="text-align: center;">  <p>64%</p> </td> </tr> </tbody> </table> <table border="1" style="width:100%; border-collapse: collapse;"> <thead> <tr style="background-color: #e91e63; color: white;"> <th colspan="5">OVERALL GRADE ANALYSIS (%)</th> </tr> </thead> <tbody> <tr> <td style="text-align: center;">  <p>0%</p> </td> <td style="text-align: center;">  <p>50%</p> </td> <td style="text-align: center;">  <p>50%</p> </td> <td style="text-align: center;">  <p>0%</p> </td> <td style="text-align: center;">  <p>0%</p> </td> </tr> <tr> <td style="text-align: center;">A</td> <td style="text-align: center;">B</td> <td style="text-align: center;">C</td> <td style="text-align: center;">D</td> <td style="text-align: center;">F</td> </tr> </tbody> </table>	BOY'S VS GIRLS' PASSRATE (%)		 <p>57%</p>	 <p>64%</p>	OVERALL GRADE ANALYSIS (%)					 <p>0%</p>	 <p>50%</p>	 <p>50%</p>	 <p>0%</p>	 <p>0%</p>	A	B	C	D	F
GRADE ANALYSIS SUMMARY																																																																																		
SUBJECT NAME/GRADE	A	B	C	D	F																																																																													
MATHEMATICS	3	4	4	0	1																																																																													
KISWAHILI	5	3	4	0	0																																																																													
ENGLISH	1	6	5	0	0																																																																													
SCIENCE	0	0	11	0	0																																																																													
SOCIAL STUDIES	1	4	6	1	0																																																																													
OVERALL GRADE ANALYSIS	NO.	SEATED	%																																																																															
A	0	12	0%																																																																															
B	6		50%																																																																															
C	6		50%																																																																															
D	0		0%																																																																															
F	0		0%																																																																															
BOY'S VS GIRLS' PASSRATE (%)																																																																																		
 <p>57%</p>	 <p>64%</p>																																																																																	
OVERALL GRADE ANALYSIS (%)																																																																																		
 <p>0%</p>	 <p>50%</p>	 <p>50%</p>	 <p>0%</p>	 <p>0%</p>																																																																														
A	B	C	D	F																																																																														

INDEX	NAME	SEX	MATHEMATICS		KISWAHILI		ENGLISH		SCIENCE		SOCIAL STUDIES		TOTAL	AVERAGE	OVR GRADE	SCH POSITION	OVERALL POSITION
1	SARAFINA ALLY OMAVA	F	42	A	42	A	40	B	29	C	38	B	191	38	B	1	1735
2	HASSAN ABDALLAH FERUZI	M	42	A	41	A	38	B	29	C	38	B	188	38	B	2	1893
3	NASRA ALLY OMAVA	F	46	A	36	B	41	A	25	C	35	B	183	37	B	3	2146
4	JARFAT ADAM SHABANI	F	28	C	45	A	33	B	28	C	42	A	176	35	B	4	2530.5
5	SHANIAA HAJI MAKOYE	F	40	B	38	B	38	B	26	C	31	B	173	35	B	5	2684.5
6	SAKINA MUHIDINI KWAGA	F	33	B	41	A	40	B	25	C	30	C	169	34	B	6	2868
7	ZULPHA AHMADI MNAGUZI	F	33	B	26	C	35	B	21	C	30	C	145	29	C	7	3937.5
8	SOPHIA HASSAN MANENO	F	28	C	39	B	30	C	21	C	26	C	144	29	C	8	3974
9	ABDUL ABDALLAH CHIVI	M	23	C	41	A	26	C	23	C	28	C	141	28	C	9	4075.5
10	ASHRAFU JUMA GOMBE	M	35	B	25	C	26	C	21	C	18	D	125	25	C	10	4528
11	MARIAM MECKSON NDAGA	F	10	F	29	C	29	C	24	C	30	C	122	24	C	11	4593.5
12	BRIGHT LUCAS MATATA	M	26	C	25	C	26	C	17	D	23	C	117	23	C	12	4688.5