
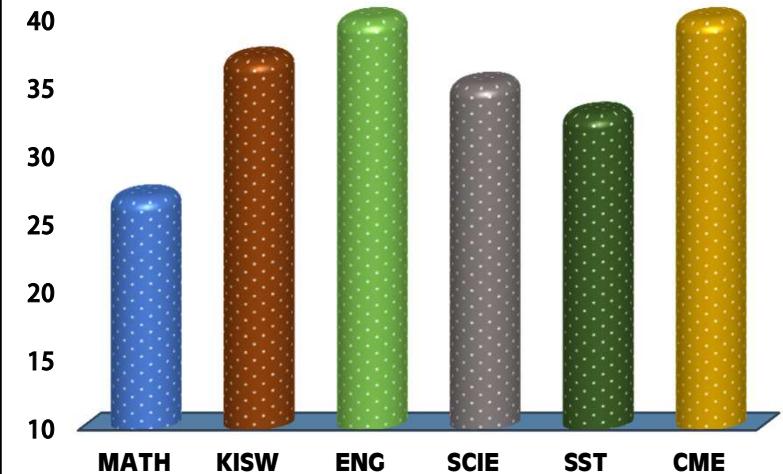
	<h1 style="margin:0;">NABA</h1>	
REGION: DAR ES SALAAM	SCHOOL AVERAGE: 36.5	DISTRICT: UBUNGO
SUBJECT AND GRADE PERFORMANCE ANALYSIS		



SUBJECT RANKING			
ENGLISH	43.9	88%	1
CIVIC AND MORAL EDUCATION	42.5	85%	2
KISWAHILI	37.1	74%	3
SCIENCE	35.3	71%	4
SOCIAL STUDIES	33.1	66%	5
MATHEMATICS	27.0	54%	6

SUBJECT GRADE ANALYSIS					
SUBJECT/GRADE	A	B	C	D	F
MATHEMATICS	8	16	18	16	0
KISWAHILI	8	50	2	0	0
ENGLISH	52	8	0	0	0
SCIENCE	17	27	15	1	0
SOCIAL STUDIES	8	34	17	1	0
CIVIC AND MORAL	46	13	1	0	0

OVERALL GRADE ANALYSIS			
A	9	60	11%
B	48		59%
C	3		4%
D	0		0%
F	0		0%

CHART SUBJECT ANALYSIS



BOYS VS GIRLS PERFORMANCE				
	SAT		SAT	TOTAL
	38		22	60
38%		34%		

SEATED	60	100%
ABSENTEES	0	0%
PASSED	60	100%
FAILED	0	0%

NO	NAME	SEX	MATH		KISW		ENG		SCI		SST		CME		TOTAL	AVG	GRADE	POS
1	HOSNI RAMADHANI BWASI	M	44	A	46	A	48	A	45	A	43	A	47	A	273	45.5	A	1
2	BARAKA JAMAL MWASHA	M	46	A	38	B	46	A	44	A	43	A	48	A	265	44.2	A	2
3	EVANCE LUGEYAMAMU KAHIGWA	M	43	A	37	B	47	A	44	A	41	A	47	A	259	43.2	A	3
4	COLLIN FRANK MINJA	M	39	B	42	A	46	A	45	A	36	B	47	A	255	42.5	A	4
5	ERICK DEOGRATIUS TEMBA	M	43	A	31	B	48	A	43	A	44	A	45	A	254	42.3	A	5
6	GILBERT ELIBARIKI MARO	M	40	B	36	B	47	A	40	B	43	A	45	A	251	41.8	A	6
7	GEORGE GREYSON AULELIO	M	35	B	38	B	45	A	43	A	43	A	45	A	249	41.5	A	7
8	FARAJI SHABANI ALLY	M	42	A	37	B	42	A	41	A	43	A	42	A	247	41.2	A	8
9	HERVIN CALVIN PAYOWELA	M	40	B	45	A	43	A	42	A	27	C	46	A	243	40.5	A	9
10	MASOUD ISSACK MSOFE	M	41	A	39	B	45	A	40	B	34	B	43	A	242	40.3	B	10
11	MAJDI ATHUMANI MISEMBE	M	42	A	40	B	42	A	41	A	32	B	44	A	241	40.2	B	11
12	JOSEPHINE MODEST TESHA	F	30	C	43	A	50	A	42	A	32	B	42	A	239	39.8	B	12
13	CLINTONI AMANI MAHANGA	M	43	A	39	B	42	A	43	A	24	C	47	A	238	39.7	B	13
14	ASHIRAFU SELEMANI HEGGAH	M	27	C	37	B	46	A	43	A	35	B	49	A	237	39.5	B	14.5
15	DICKSON RAPHAEL MINJA	M	27	C	43	A	47	A	43	A	31	B	46	A	237	39.5	B	14.5
16	AHKRAM HASSAN NCHIRA	M	32	B	40	B	44	A	38	B	37	B	45	A	236	39.3	B	16.5
17	JOSEPH JOHN JIDALIMI	M	39	B	35	B	47	A	32	B	37	B	46	A	236	39.3	B	16.5
18	CATHERINE EMMANUEL MTULO	F	31	B	39	B	47	A	38	B	31	B	48	A	234	39.0	B	18.5
19	DENIZA REMI TANDA	F	37	B	36	B	47	A	36	B	32	B	46	A	234	39.0	B	18.5
20	INNOCENT BALTAZARI KILEO	M	39	B	30	C	45	A	36	B	37	B	43	A	230	38.3	B	20
21	AHMED ISSA MTOLELA	M	35	B	35	B	44	A	40	B	31	B	43	A	228	38.0	B	21
22	TAREK NASSORO KAPIGA	M	33	B	36	B	46	A	30	C	35	B	44	A	224	37.3	B	22
23	ABDULBASTO SADATI JUMA	M	27	C	40	B	44	A	37	B	31	B	42	A	221	36.8	B	24.5
24	MARIAM YUSUPH KOMBA	F	30	C	35	B	46	A	33	B	32	B	45	A	221	36.8	B	24.5
25	PHODIA MICHAEL BIGAMBO	F	31	B	38	B	48	A	35	B	31	B	38	B	221	36.8	B	24.5

NO	NAME	SEX	MATH		KISW		ENG		SCI		SST		CME		TOTAL	AVG	GRADE	POS
26	WARDAT JABIRI RICHARD	F	35	B	38	B	42	A	34	B	25	C	47	A	221	36.8	B	24.5
27	ERICK JUNIOR MKUTI	M	23	C	36	B	44	A	40	B	34	B	43	A	220	36.7	B	27.5
28	GLORY ELIBARIKI MARO	F	31	B	38	B	45	A	41	A	20	D	45	A	220	36.7	B	27.5
29	AMRANI RAMADHANI MOSHI	M	21	C	38	B	43	A	38	B	34	B	45	A	219	36.5	B	30
30	EMMANUEL WILLIAM SARWATT	M	21	C	38	B	44	A	37	B	39	B	40	B	219	36.5	B	30
31	LINETH FRANCO MUTASA	F	30	C	37	B	48	A	28	C	33	B	43	A	219	36.5	B	30
32	NASRATH OMARI MWANGI	F	25	C	33	B	45	A	35	B	36	B	44	A	218	36.3	B	32.5
33	NOREEN TWESSA MBOYA	F	27	C	36	B	47	A	29	C	35	B	44	A	218	36.3	B	32.5
34	EUGEN RESPIC CHUWA	M	20	D	40	B	44	A	37	B	34	B	42	A	217	36.2	B	34.5
35	CESILIA JOSEPH MINDE	F	22	C	41	A	43	A	33	B	32	B	46	A	217	36.2	B	34.5
36	GOODLUCK ALOYCE MUSHI	M	28	C	35	B	40	B	34	B	35	B	44	A	216	36.0	B	36
37	FINESS SALVATORY LUTENGANYA	F	22	C	41	A	41	A	36	B	36	B	38	B	214	35.7	B	37
38	STEVEN MICHAEL MUNIS	M	28	C	32	B	41	A	41	A	29	C	42	A	213	35.5	B	38
39	BRIAN BARAKAELI MBISE	M	16	D	38	B	42	A	44	A	26	C	46	A	212	35.3	B	39.5
40	JUNIOR UFOO TARIMO	M	13	D	40	B	42	A	42	A	32	B	43	A	212	35.3	B	39.5
41	NOEL ANAEL KITOMARI	M	31	B	35	B	40	B	26	C	38	B	41	A	211	35.2	B	41
42	AISHA KASSIM ALLY	F	31	B	38	B	39	B	28	C	29	C	45	A	210	35.0	B	42
43	ABUBAKARI MENGI ADAMU	M	27	C	35	B	43	A	35	B	26	C	41	A	207	34.5	B	43.5
44	JACKSON WILLY LUPENZA	M	28	C	35	B	44	A	31	B	28	C	41	A	207	34.5	B	43.5
45	SALHA HAMISI MOHAMED	F	17	D	41	A	46	A	31	B	29	C	41	A	205	34.2	B	45
46	JOHNSON OBADIA MWAKYALABWE	M	9	E	36	B	38	B	38	B	43	A	39	B	203	33.8	B	46
47	SAMWELI WILLISONI MTUBE	M	16	D	36	B	45	A	32	B	28	C	44	A	201	33.5	B	47
48	JOHNSON ELSON SWAI	M	25	C	34	B	40	B	35	B	28	C	37	B	199	33.2	B	48
49	ADESTHER ADAM WEMA	F	14	D	37	B	43	A	36	B	28	C	39	B	197	32.8	B	49
50	ABASSI SHABANI ABASSI	M	19	D	36	B	41	A	30	C	27	C	42	A	195	32.5	B	50.5

NO	NAME	SEX	MATH		KISW		ENG		SCI		SST		CME		TOTAL	AVG	GRADE	POS
51	VICTOR EBENEZER JOHN	M	11	D	37	B	44	A	27	C	35	B	41	A	195	32.5	B	50.5
52	PROMISE ENOCK MBWILE	M	17	D	35	B	44	A	24	C	34	B	40	B	194	32.3	B	52
53	SOPHIA WILLIAM RIMBER	F	12	D	38	B	45	A	29	C	36	B	33	B	193	32.2	B	53
54	GLADNESS EDWARD MDETE	F	12	D	29	C	48	A	28	C	38	B	35	B	190	31.7	B	54
55	DIANA REMINGTON MOSHI	F	19	D	33	B	43	A	23	C	28	C	39	B	185	30.8	B	55.5
56	FARIDA ANGELLO BALAMA	F	11	D	33	B	44	A	28	C	28	C	41	A	185	30.8	B	55.5
57	PRECIOUS LUCAS MWAVEYAH	F	11	D	33	B	40	B	27	C	33	B	40	B	184	30.7	B	57
58	ROBINSON JOSEPH MAINA	M	8	E	37	B	42	A	26	C	31	B	34	B	178	29.7	C	58
59	EFRANCIA APOLO KIULA	F	12	D	35	B	39	B	21	C	29	C	35	B	171	28.5	C	59
60	GLADNESS INNOCENT SHALO	F	13	D	38	B	32	B	18	D	23	C	28	C	152	25.3	C	60