


	<h1>NALOPA</h1>	
REGION: ARUSHA	SCHOOL AVERAGE: 34.2	DISTRICT: ARUSHA
SUBJECT AND GRADE PERFORMANCE ANALYSIS		

SUBJECT RANKING			
ENGLISH	41.2	82%	1
CIVIC AND MORAL EDUCATION	38.4	77%	2
SCIENCE	35.5	71%	3
SOCIAL STUDIES	32.8	66%	4
KISWAHILI	31.2	62%	5
MATHEMATICS	25.9	52%	6

SUBJECT GRADE ANALYSIS					
SUBJECT/GRADE	A	B	C	D	F
MATHEMATICS	6	19	20	19	0
KISWAHILI	2	37	27	2	0
ENGLISH	46	21	0	1	0
SCIENCE	13	42	11	1	0
SOCIAL STUDIES	3	48	15	1	0
CIVIC AND MORAL	25	40	1	1	0

OVERALL GRADE ANALYSIS			
A	4	68	5%
B	54		67%
C	9		11%
D	1		1%
F	0		0%

CHART SUBJECT ANALYSIS						
40						
35						
30						
25						
20						
15						
10						
	MATH	KISW	ENG	SCIE	SST	CME

BOYS VS GIRLS PERFORMANCE				
	SAT		SAT	TOTAL
	31		37	68
34%		34%		

SEATED	68	100%
ABSENTEES	0	0%
PASSED	67	99%
FAILED	1	1%

NO	NAME	SEX	MATH		KISW		ENG		SCI		SST		CME		TOTAL	AVG	GRADE	POS
1	ANGEL DANIEL MWETA	F	44	A	42	A	46	A	43	A	34	B	45	A	254	42.3	A	1
2	BRANDON REUBEN NDASKOI	M	44	A	33	B	45	A	44	A	37	B	47	A	250	41.7	A	2
3	FRANCIS FORTUNATUS DONGE	M	39	B	42	A	45	A	38	B	39	B	43	A	246	41.0	A	3
4	MAURICE PHILIP SEDEKIA	M	39	B	38	B	43	A	39	B	40	B	46	A	245	40.8	A	4
5	CAREEN MATHAYO MWAKATUMA	F	36	B	32	B	44	A	44	A	41	A	45	A	242	40.3	B	5
6	IBRAHIM DAVID MBISE	M	43	A	38	B	44	A	37	B	38	B	40	B	240	40.0	B	6.5
7	DERICK NOVATUS MAX	M	40	B	37	B	46	A	30	C	43	A	44	A	240	40.0	B	6.5
8	DIANACOMFORT MICHAEL	F	34	B	38	B	46	A	41	A	35	B	45	A	239	39.8	B	8
9	NAJMA ABDUL UTANGA	F	41	A	36	B	46	A	37	B	31	B	46	A	237	39.5	B	9
10	AMANI JOEL JOHN	M	34	B	36	B	46	A	39	B	35	B	44	A	234	39.0	B	10
11	NURU MICKIDAD GURISHA	M	33	B	33	B	41	A	40	B	38	B	44	A	229	38.2	B	11
12	JUDITH OMBENI KIMAMBO	F	39	B	36	B	46	A	45	A	27	C	34	B	227	37.8	B	13
13	GLADYS AHOBOKILE MWAKASUNGURA	F	32	B	31	B	46	A	43	A	36	B	39	B	227	37.8	B	13
14	FAITH NDAKI YANGAYANJA	F	31	B	34	B	43	A	39	B	35	B	43	A	225	37.5	B	14
15	PETRONILA WINSTON KIMWERI	F	27	C	34	B	45	A	38	B	37	B	43	A	224	37.3	B	15
16	PATRICK TUMSIFU ONESMO	M	43	A	31	B	42	A	36	B	30	C	40	B	222	37.0	B	17
17	LORRENE DEOGRATIUS MLOLWA	F	34	B	30	C	47	A	37	B	33	B	41	A	222	37.0	B	17
18	MARYAM HASSAN MCHAKA	F	24	C	34	B	43	A	43	A	34	B	43	A	221	36.8	B	19
19	PHINEHAS FREDRIC JONAS	M	37	B	35	B	43	A	40	B	22	C	44	A	221	36.8	B	19
20	NORINE EDWIN MTEI	F	34	B	35	B	43	A	39	B	32	B	37	B	220	36.7	B	20
21	DAVEN GENESS MAUNGA	M	30	C	34	B	40	B	38	B	37	B	40	B	219	36.5	B	22
22	BRIAN GILBERT NKYA	M	24	C	34	B	42	A	41	A	33	B	45	A	219	36.5	B	22
23	GILLIAN ROGERS MMBAGA	F	36	B	34	B	45	A	34	B	32	B	37	B	218	36.3	B	24
24	ANNA IBRAHIM SANGA	F	33	B	37	B	38	B	32	B	36	B	42	A	218	36.3	B	24
25	GODLISTEN WELDENCE SHOO	M	22	C	30	C	42	A	42	A	37	B	45	A	218	36.3	B	24

NO	NAME	SEX	MATH		KISW		ENG		SCI		SST		CME		TOTAL	AVG	GRADE	POS
26	EMMYCLAIRE KESSY	F	29	C	28	C	43	A	40	B	37	B	40	B	217	36.2	B	27
27	QUEEN SELESTINE EDWARD	F	28	C	36	B	40	B	39	B	34	B	40	B	217	36.2	B	27
28	DEBORA AMOS ELIAS	F	35	B	32	B	43	A	37	B	34	B	34	B	215	35.8	B	29
29	JAMILA KUDRA FADHILI	F	39	B	28	C	42	A	33	B	30	C	43	A	215	35.8	B	29
30	BEATRICE ATUNGONZA RUGAKINGIRA	F	31	B	31	B	43	A	40	B	32	B	37	B	214	35.7	B	31
31	GILBERT THADEUS JOHN	M	42	A	35	B	33	B	29	C	35	B	40	B	214	35.7	B	31
32	CHARITY FANUEL KIULA	F	18	D	37	B	46	A	40	B	32	B	40	B	213	35.5	B	33
33	GLORY ENOCK MARINGO	F	17	D	38	B	41	A	43	A	33	B	41	A	213	35.5	B	33
34	JOHN KASSIAN MSHOMBA	M	24	C	34	B	40	B	38	B	35	B	41	A	212	35.3	B	34
35	JOSHUA WOLTER SHIYO	M	28	C	32	B	44	A	37	B	29	C	39	B	209	34.8	B	36
36	MICHELLE CLEMENT MSUMI	F	28	C	28	C	43	A	39	B	27	C	44	A	209	34.8	B	36
37	JOHNSON OREST LYAKURWA	M	24	C	32	B	43	A	41	A	30	C	38	B	208	34.7	B	37
38	SALHA JAMAL MINJA	F	29	C	29	C	33	B	40	B	34	B	41	A	206	34.3	B	38
39	GIANN PETER XAVERY	M	24	C	26	C	41	A	37	B	32	B	40	B	200	33.3	B	39
40	JANETH ANDREW PANGA	F	16	D	29	C	40	B	44	A	32	B	38	B	199	33.2	B	40
41	EIFFEL DANIEL CHEGERE	M	12	D	34	B	37	B	38	B	36	B	41	A	198	33.0	B	41
42	NEVIN EDWIN MTEI	M	25	C	35	B	39	B	35	B	31	B	31	B	196	32.7	B	42
43	GENESIS SIMON SLAAMA	F	22	C	30	C	45	A	29	C	31	B	37	B	194	32.3	B	44
44	HONEST HERMETH MASSAWE	M	25	C	28	C	39	B	32	B	30	C	40	B	194	32.3	B	44
45	MUHSIN HAMIS BANI	M	15	D	28	C	40	B	39	B	31	B	41	A	194	32.3	B	44
46	CHARLES COLLIN MOSHY	M	17	D	33	B	42	A	33	B	30	C	38	B	193	32.2	B	47
47	NICOLETTE GERALD LEMNGE	F	18	D	26	C	43	A	36	B	30	C	40	B	193	32.2	B	47
48	DERRICK ALLADIN KAIWANGA	M	15	D	29	C	37	B	45	A	32	B	34	B	192	32.0	B	48
49	JULIANA ELIKUNDA ISACK	F	19	D	34	B	41	A	29	C	34	B	34	B	191	31.8	B	49
50	GRACIOUS GODFREY TEMU	F	20	D	30	C	38	B	32	B	34	B	35	B	189	31.5	B	51

NO	NAME	SEX	MATH		KISW		ENG		SCI		SST		CME		TOTAL	AVG	GRADE	POS
51	KAREN ANANIA LUHANGA	F	19	D	30	C	43	A	32	B	29	C	36	B	189	31.5	B	51
52	ALEX OSWARD KIKWALA	M	12	D	28	C	41	A	36	B	33	B	39	B	189	31.5	B	51
53	NAIMA GODFREY NG'UNDA	F	8	E	27	C	47	A	39	B	36	B	31	B	188	31.3	B	53
54	NORINE HERISON MECKY	F	21	C	28	C	39	B	31	B	34	B	34	B	187	31.2	B	55
55	GRACE HILLARY HENDRY	F	24	C	30	C	41	A	25	C	32	B	35	B	187	31.2	B	55
56	KELVIN FRANCIS ASENGA	M	16	D	32	B	42	A	24	C	33	B	39	B	186	31.0	B	57
57	MUSA LLODY MANONGI	M	16	D	23	C	41	A	32	B	34	B	40	B	186	31.0	B	57
58	RYAN FRANK HAULE	M	14	D	31	B	46	A	31	B	28	C	34	B	184	30.7	B	58
59	WINNIE WILLIAM MARUNGI	F	26	C	26	C	33	B	36	B	26	C	34	B	181	30.2	C	59
60	JEMIMA ISAAK NGESI	F	13	D	27	C	40	B	29	C	41	A	30	C	180	30.0	C	61
61	JUNIOR MALK ANDREW KWAYU	M	13	D	24	C	38	B	36	B	35	B	34	B	180	30.0	C	61
62	RYAN ROBERT LAIZER	M	14	D	26	C	34	B	30	C	39	B	37	B	180	30.0	C	61
63	JANETH FRANK WILFRED	F	39	B	23	C	35	B	24	C	24	C	34	B	179	29.8	C	63
64	BRENDA EZEKIEL MATERU	F	9	E	31	B	42	A	35	B	8	E	33	B	158	26.3	C	65
65	CAREEN GEORGE KIMARO	F	21	C	22	C	32	B	10	E	40	B	33	B	158	26.3	C	65
66	RITHA ENOCK MMARY	F	10	E	20	D	38	B	21	C	34	B	33	B	156	26.0	C	66
67	REUBEN KING AMEDEUS MALEX	M	5	E	23	C	42	A	24	C	28	C	16	D	138	23.0	C	67
68	JASON STEWARTKANZA	M	11	D	17	D	16	D	15	D	16	D	9	E	84	14.0	D	68