
	<h1>NEJOLA</h1>	
<b>REGION: ARUSHA</b>	<b>SCHOOL AVERAGE: 34.5</b>	<b>DISTRICT: ARUSHA</b>
<b>SUBJECT AND GRADE PERFORMANCE ANALYSIS</b>		

SUBJECT RANKING			
ENGLISH	43.3	87%	1
CIVIC AND MORAL EDUCATION	40.2	80%	2
SCIENCE	32.9	66%	3
KISWAHILI	32.4	65%	4
SOCIAL STUDIES	30.7	61%	5
MATHEMATICS	27.4	55%	6



SUBJECT GRADE ANALYSIS					
SUBJECT/GRADE	A	B	C	D	F
MATHEMATICS	3	6	9	4	0
KISWAHILI	0	18	5	0	0
ENGLISH	21	2	0	0	0
SCIENCE	1	14	7	1	0
SOCIAL STUDIES	0	15	7	1	0
CIVIC AND MORAL	13	10	0	0	0

OVERALL GRADE ANALYSIS			
A	1	<b>23</b>	1%
B	19		23%
C	3		4%
D	0		0%
F	0		0%

CHART SUBJECT ANALYSIS						
40						
35						
30						
25						
20						
15						
10						
	MATH	KISW	ENG	SCIE	SST	CME

BOYS VS GIRLS PERFORMANCE				
	SAT		SAT	TOTAL
	12		11	23
<b>34%</b>				
		<b>36%</b>		

SEATED	23	100%
ABSENTEES	0	0%
PASSED	23	100%
FAILED	0	0%

NO	NAME	SEX	MATH		KISW		ENG		SCI		SST		CME		TOTAL	AVG	GRADE	POS
1	FARIDA FADHILI SHABANI	F	44	A	36	B	48	A	38	B	34	B	43	A	243	40.5	A	1
2	AVOLINA EDWIN MSUWA	F	34	B	38	B	47	A	38	B	38	B	43	A	238	39.7	B	2
3	PROTENSIA DANIEL LAIZER	F	41	A	33	B	45	A	39	B	32	B	47	A	237	39.5	B	3
4	ELIUD LAUFETH MINJA	M	43	A	40	B	41	A	37	B	33	B	41	A	235	39.2	B	4
5	RIHINA NJAPAI KIMAKI	F	40	B	32	B	44	A	35	B	35	B	42	A	228	38.0	B	5
6	PROTAS DANIEL LAIZER	M	29	C	35	B	42	A	37	B	34	B	46	A	223	37.2	B	6
7	SARA PIUS MASSAWE	F	31	B	36	B	46	A	35	B	30	C	44	A	222	37.0	B	7
8	CHRISTIAN CLEMENT LOIRUK	M	27	C	31	B	45	A	42	A	34	B	42	A	221	36.8	B	8.5
9	LEKUMOK SINANDEL MAKKO	M	33	B	34	B	46	A	34	B	32	B	42	A	221	36.8	B	8.5
10	WANDE JOCKSHUMA SHUZI	F	26	C	37	B	44	A	38	B	34	B	40	B	219	36.5	B	10
11	OBORE SINANDEL MAKKO	M	36	B	29	C	43	A	35	B	31	B	42	A	216	36.0	B	11
12	FARAJA EDWIN JACOB	F	25	C	35	B	44	A	32	B	33	B	43	A	212	35.3	B	12
13	ELIRE ELIASI MKUMBWA	M	28	C	32	B	43	A	35	B	31	B	39	B	208	34.7	B	13
14	RUTH GIDEON JULIUS	F	23	C	33	B	46	A	26	C	34	B	43	A	205	34.2	B	14
15	SAMWEL DELSON MRAMBA	M	17	D	33	B	46	A	34	B	30	C	41	A	201	33.5	B	15
16	FELIX FREDRICK NGAILE	M	32	B	31	B	42	A	30	C	27	C	36	B	198	33.0	B	16
17	LEKISHON MOSSES NDIYAINI	M	22	C	31	B	42	A	33	B	31	B	37	B	196	32.7	B	17
18	EMANUEL ERICK FELIX	M	21	C	33	B	42	A	29	C	23	C	36	B	184	30.7	B	19
19	JANETH BABUEL PETER	F	14	D	29	C	43	A	28	C	34	B	36	B	184	30.7	B	19
20	IBRAHIM PHANUEL LAIZER	M	28	C	28	C	35	B	26	C	26	C	40	B	183	30.5	B	20
21	DEBORA BARAKA SHABANI	F	15	D	26	C	42	A	30	C	28	C	37	B	178	29.7	C	21
22	CHAVEL LEWIS RICHARD	F	14	D	33	B	43	A	28	C	26	C	33	B	177	29.5	C	22
23	DENIS PAMA PETER	M	8	E	21	C	37	B	17	D	16	D	31	B	130	21.7	C	23