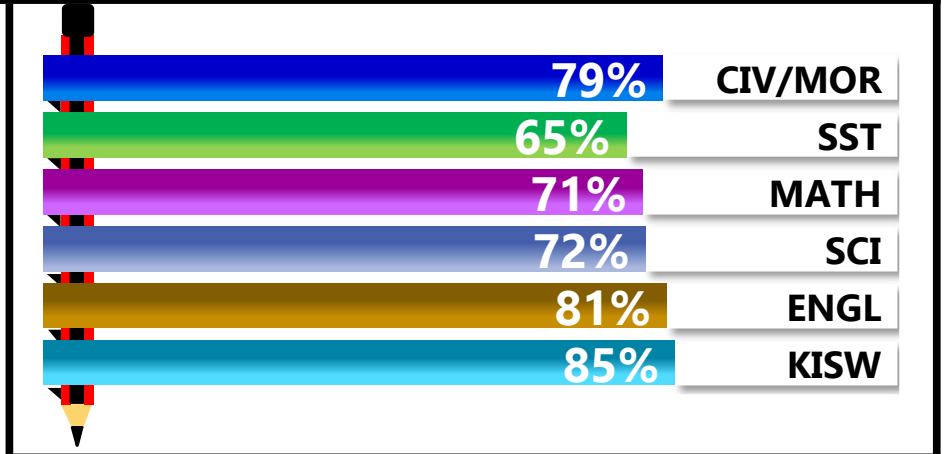


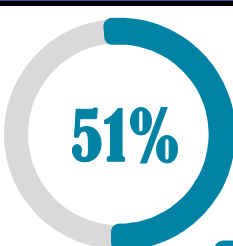
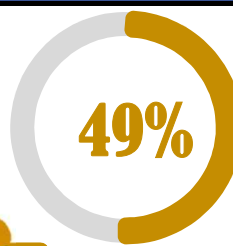


		<h1>NEJOLA</h1>			
REGION: ARUSHA		SCHOOL AVERAGE	226.7	OVERALL GRADE	
DISTRICT: ARUSHA MJINI				CATEGORY	
BELOW 40					

SUBJECT PERFORMANCE ANALYSIS

SUBJECT NAME	AVG	%	RNK	
KISWAHILI	42.7	85%	1	
ENGLISH	40.7	81%	2	
CIVIC & MORAL	39.7	79%	3	
SCIENCE	35.9	72%	4	
MATHEMATICS	35.4	71%	5	
SOCIAL STUDIES	32.3	65%	6	
BOYS/GIRLS PASS RATE		STD	AVG	%
BOYS		9	0.51	51%
GIRLS		9	0.49	49%



GRADE ANALYSIS SUMMARY					
SUBJECT NAME/GRADE	A	B	C	D	E
MATHEMATICS	8	3	7	0	0
KISWAHILI	14	4	0	0	0
ENGLISH	9	9	0	0	0
SCIENCE	4	12	2	0	0
SOCIAL STUDIES	3	10	5	0	0
CIVIC AND MORAL	7	9	1	0	0
OVERALL GRADE ANALYSIS		NO.	SEATED	%	
A	7	18	39%		
B	10		56%		
C	1		6%		
D	0	0	0%		
E	0		0%		

BOYS VS GIRLS PASSRATE (%)		
 51%	v	 49%
 BOYS		 GIRLS
OVERALL PERFORMANCE ANALYSIS		
REGISTERED	18	100%
SEATED	18	100%
ABSENTEES	0	0%
PASSED	18	100%
FAILED	0	0%

INDEX	NAME	SEX	MATHEMATICS		KISWAHILI		ENGLISH		SCIENCE		SOCIAL STUDIES		CIVIC & MORAL		TOTAL	AVERAGE	OVERALL GRADE	SCH POSITION	OVERALL POSITION
1	ISRAEL JONAS MWALWAMA	M	41	A	47	A	44	A	39	B	41	A	48	A	260	43	A	1	1519
2	PATRICK ALEX SHELUKINDO	M	47	A	46	A	45	A	40	B	41	A	39	B	258	43	A	2	1645
3	ELIUD ERNEST ATHANAS	M	42	A	46	A	46	A	42	A	36	B	45	A	257	43	A	3	1705.5
4	BENSON ARON MATHAYO	M	39	B	43	A	40	B	41	A	44	A	46	A	253	42	A	4	1928
5	GLORY BERNARD MSANYA	F	46	A	47	A	42	A	41	A	32	B	43	A	251	42	A	5	2030
6	SHUKURU AMOS SAMWEL	F	45	A	42	A	47	A	38	B	36	B	42	A	250	42	A	6	2082.5
7	FIDESTA WILSON KHALIFA	F	39	B	42	A	42	A	44	A	37	B	44	A	248	41	A	7	2201.5
8	NOELY JEREMIA SARUNI	M	41	A	43	A	44	A	33	B	33	B	41	A	235	39	B	8	2777
9	UPENDO LOMNYAKI MELITA	F	43	A	43	A	42	A	40	B	31	B	33	B	232	39	B	9	2899.5
10	JUSTIN FREDRICK AMOS	M	33	B	45	A	44	A	34	B	33	B	42	A	231	39	B	10	2943
11	HENDRY PETER SARUNI	M	41	A	37	B	39	B	37	B	31	B	35	B	220	37	B	11	3373
12	HELEN ELIBARIKI LAIZER	F	27	C	43	A	39	B	33	B	30	C	40	B	212	35	B	12	3657
13	MARY PASCAL FRANCIS	F	27	C	44	A	33	B	34	B	32	B	38	B	208	35	B	13	3779
14	REHEMA ROBERT RICHARD	F	28	C	44	A	39	B	34	B	22	C	40	B	207	35	B	14	3807.5
15	GEORGE FRANSIS JOSEPH	M	21	C	41	A	38	B	34	B	34	B	36	B	204	34	B	15	3892.5
16	GLORY JOSHUA LAIZER	F	25	C	40	B	39	B	31	B	23	C	37	B	195	33	B	16	4153
17	SHARON DOUGLAS MMBANDO	F	30	C	39	B	37	B	27	C	22	C	37	B	192	32	B	17	4233
18	INNOCENT MORGANY MWANJOK	M	22	C	37	B	32	B	24	C	24	C	29	C	168	28	C	18	4618