
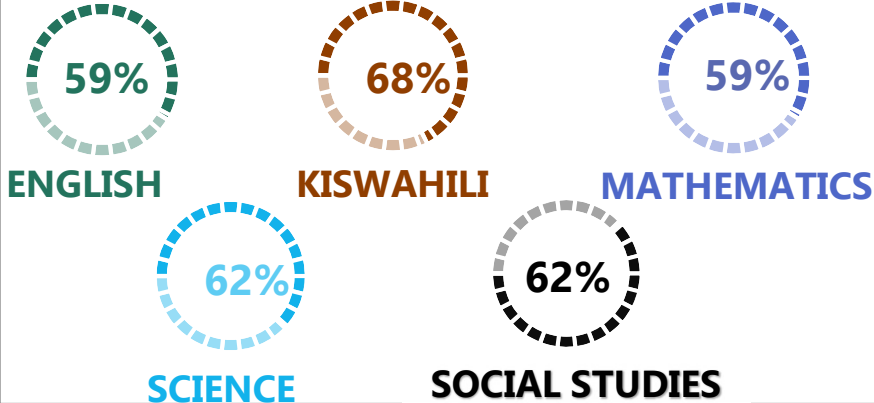
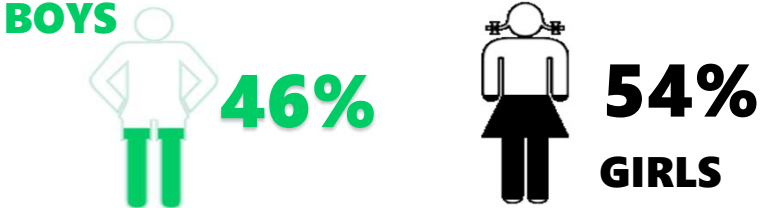
	<h1>NTIMBANJAYO</h1>																																																																
REGION: SONGEA	SCHOOL AVERAGE: 154.9	BAND 4																																																															
DISTRICT: SONGEA		CATEGORY BELOW 40																																																															
SUBJECT PERFORMANCE ANALYSIS																																																																	
<table border="1" style="width:100%; border-collapse: collapse;"> <thead> <tr> <th>SUBJECT NAME</th> <th>AVG</th> <th>%</th> <th>RNK</th> </tr> </thead> <tbody> <tr><td>KISWAHILI</td><td>33.8</td><td>68%</td><td>1</td></tr> <tr><td>SOCIAL STUDIES</td><td>31.2</td><td>62%</td><td>2</td></tr> <tr><td>SCIENCE</td><td>31.1</td><td>62%</td><td>3</td></tr> <tr><td>MATHEMATICS</td><td>29.5</td><td>59%</td><td>4</td></tr> <tr><td>ENGLISH</td><td>29.4</td><td>59%</td><td>5</td></tr> </tbody> </table> <table border="1" style="width:100%; border-collapse: collapse;"> <thead> <tr> <th>BOYS/GIRLS PASS RATE</th> <th>STD</th> <th>AVG</th> <th>%</th> </tr> </thead> <tbody> <tr><td>BOYS</td><td>12</td><td>0.46</td><td>46%</td></tr> <tr><td>GIRLS</td><td>15</td><td>0.54</td><td>54%</td></tr> </tbody> </table>	SUBJECT NAME	AVG	%	RNK	KISWAHILI	33.8	68%	1	SOCIAL STUDIES	31.2	62%	2	SCIENCE	31.1	62%	3	MATHEMATICS	29.5	59%	4	ENGLISH	29.4	59%	5	BOYS/GIRLS PASS RATE	STD	AVG	%	BOYS	12	0.46	46%	GIRLS	15	0.54	54%																													
SUBJECT NAME	AVG	%	RNK																																																														
KISWAHILI	33.8	68%	1																																																														
SOCIAL STUDIES	31.2	62%	2																																																														
SCIENCE	31.1	62%	3																																																														
MATHEMATICS	29.5	59%	4																																																														
ENGLISH	29.4	59%	5																																																														
BOYS/GIRLS PASS RATE	STD	AVG	%																																																														
BOYS	12	0.46	46%																																																														
GIRLS	15	0.54	54%																																																														
<table border="1" style="width:100%; border-collapse: collapse;"> <thead> <tr> <th colspan="6">GRADE ANALYSIS SUMMARY</th> </tr> <tr> <th>SUBJECT NAME/GRADE</th> <th>A</th> <th>B</th> <th>C</th> <th>D</th> <th>E</th> </tr> </thead> <tbody> <tr><td>MATHEMATICS</td><td>2</td><td>10</td><td>15</td><td>0</td><td>0</td></tr> <tr><td>KISWAHILI</td><td>3</td><td>19</td><td>5</td><td>0</td><td>0</td></tr> <tr><td>ENGLISH</td><td>2</td><td>10</td><td>14</td><td>1</td><td>0</td></tr> <tr><td>SCIENCE</td><td>1</td><td>12</td><td>14</td><td>0</td><td>0</td></tr> <tr><td>SOCIAL STUDIES</td><td>2</td><td>11</td><td>14</td><td>0</td><td>0</td></tr> </tbody> </table> <table border="1" style="width:100%; border-collapse: collapse;"> <thead> <tr> <th>OVERALL GRADE ANALYSIS</th> <th>NO.</th> <th>SEATED</th> <th>%</th> </tr> </thead> <tbody> <tr><td>41- 45</td><td>2</td><td rowspan="3" style="text-align: center;">27</td><td>7%</td></tr> <tr><td>30.5 - 40</td><td>9</td><td>33%</td></tr> <tr><td>20.5 - 30</td><td>16</td><td>59%</td></tr> <tr><td>10.5 - 20</td><td>0</td><td>0</td><td>0%</td></tr> <tr><td>0- 10</td><td>0</td><td>0</td><td>0%</td></tr> </tbody> </table>	GRADE ANALYSIS SUMMARY						SUBJECT NAME/GRADE	A	B	C	D	E	MATHEMATICS	2	10	15	0	0	KISWAHILI	3	19	5	0	0	ENGLISH	2	10	14	1	0	SCIENCE	1	12	14	0	0	SOCIAL STUDIES	2	11	14	0	0	OVERALL GRADE ANALYSIS	NO.	SEATED	%	41- 45	2	27	7%	30.5 - 40	9	33%	20.5 - 30	16	59%	10.5 - 20	0	0	0%	0- 10	0	0	0%	<p>BOYS VS GIRLS PASSRATE (%)</p> 
GRADE ANALYSIS SUMMARY																																																																	
SUBJECT NAME/GRADE	A	B	C	D	E																																																												
MATHEMATICS	2	10	15	0	0																																																												
KISWAHILI	3	19	5	0	0																																																												
ENGLISH	2	10	14	1	0																																																												
SCIENCE	1	12	14	0	0																																																												
SOCIAL STUDIES	2	11	14	0	0																																																												
OVERALL GRADE ANALYSIS	NO.	SEATED	%																																																														
41- 45	2	27	7%																																																														
30.5 - 40	9		33%																																																														
20.5 - 30	16		59%																																																														
10.5 - 20	0	0	0%																																																														
0- 10	0	0	0%																																																														
OVERALL PERFORMANCE ANALYSIS																																																																	
REGISTERED	27	100%																																																															
SEATED	27	100%																																																															
ABSENTEES	0	0%																																																															
PASSED	27	100%																																																															
FAILED	0	0%																																																															
SCHOOL POSITION	73																																																																
TOTAL SCHOOLS	87																																																																

INDEX	NAME	SEX	MATHEMATICS		KISWAHILI		ENGLISH		SCIENCE		SOCIAL STUDIES		TOTAL	AVERAGE	OVR GRADE	SCH POSITION	OVERALL POSITION
1	HAMISI ALLY MWENYEHERI	M	42	A	41	A	44	A	40	B	43	A	210	42	A	1	1639.5
2	HAMPREY GEORGE CHIKOHOLA	M	46	A	38	B	40	B	42	A	37	B	203	41	A	2	2104.5
3	ISABELA PAUL KAPINGA	F	40	B	44	A	35	B	37	B	32	B	188	38	B	3	2987
4	REGNARD EGNO MWALONGO	M	37	B	31	B	41	A	36	B	42	A	187	37	B	4	3046
5	IGNAS IGNAS MBUNDA	M	40	B	34	B	35	B	35	B	40	B	184	37	B	5	3221
6	AMINA ALLY MWENYEHERI	F	34	B	37	B	32	B	36	B	32	B	171	34	B	6	3832
7	HUSNA JUMA TINGATINGA	F	34	B	39	B	32	B	31	B	29	C	165	33	B	7	4069.5
8	MARIA GEORGE CHIKOHOLO	F	31	B	38	B	30	C	31	B	33	B	163	33	B	8	4145
9	NELSON CLEMENCE LYAMBILA	M	35	B	24	C	34	B	32	B	34	B	159	32	B	9	4295.5
10	LOVENESS KENETH MWALONGO	F	31	B	36	B	31	B	29	C	29	C	156	31	B	10	4392
11	AWARD HUSSEIN MBOTO	M	29	C	34	B	21	C	36	B	33	B	153	31	B	11	4499.5
12	ANNA EDMUND MHAGAMA	F	22	C	37	B	32	B	28	C	33	B	152	30	C	12	4536
13	ANTHONY PETER MGALULA	M	28	C	33	B	25	C	34	B	31	B	151	30	C	13	4569
14	EMMANUEL FELIX NYONI	M	32	B	31	B	32	B	27	C	28	C	150	30	C	15	4600.5
15	EDITHA ANDREA HENJEWELE	F	22	C	42	A	26	C	31	B	29	C	150	30	C	15	4600.5
16	GRADITH ERENEO NDUMBARO	F	28	C	34	B	26	C	33	B	29	C	150	30	C	15	4600.5
17	FULGENCE BALTAZAR SOKO	M	37	B	30	C	21	C	29	C	31	B	148	30	C	17.5	4663
18	ANETH ADORATY NGULU	F	21	C	38	B	34	B	30	C	25	C	148	30	C	17.5	4663
19	CHRISTIAN STEPHAN MBUA	M	23	C	33	B	24	C	30	C	34	B	144	29	C	19	4772.5
20	GIVEN EUSTA CHANANGULA	F	29	C	33	B	28	C	25	C	28	C	143	29	C	20	4803
21	JACKLINE RESPIKIUS KAJUMULO	F	23	C	33	B	26	C	29	C	29	C	140	28	C	21	4868.5
22	ESTER CHRISTOPHER NGONYANI	F	24	C	32	B	27	C	26	C	28	C	137	27	C	22	4932.5
23	ROIDA JULIUS MWENDA	F	22	C	32	B	23	C	29	C	27	C	133	27	C	23	5006
24	ZULFA ISSA TELELA	F	21	C	27	C	27	C	26	C	29	C	130	26	C	24	5066
25	BERNADETHA SANGA	F	22	C	25	C	25	C	26	C	29	C	127	25	C	25	5108

INDEX	NAME	SEX	MATHEMATICS		KISWAHILI		ENGLISH		SCIENCE		SOCIAL STUDIES		TOTAL	AVERAGE	OVR GRADE	SCH POSITION	OVERALL POSITION
26	ELIA FILB ERT MAPUNDA	M	22	C	32	B	23	C	25	C	24	C	126	25	C	26	5125
27	CLEMENCE METOD KAWOGO	M	21	C	24	C	19	D	26	C	24	C	114	23	C	27	5254.5