
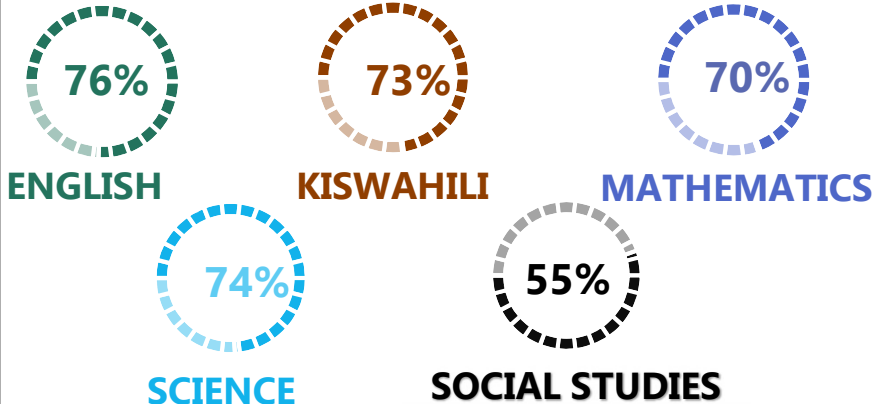

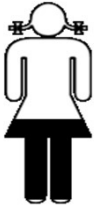




	<h1>NYAKAHOJA</h1>																																																																																											
<b>REGION: MWANZA</b>	<b>SCHOOL AVERAGE: 173.9</b>	<b>BAND 4</b>																																																																																										
<b>DISTRICT: MWANZA</b>		<b>CATEGORY ABOVE 40</b>																																																																																										
<b>SUBJECT PERFORMANCE ANALYSIS</b>																																																																																												
<table border="1" style="width:100%; border-collapse: collapse;"> <thead> <tr> <th>SUBJECT NAME</th> <th>AVG</th> <th>%</th> <th>RNK</th> </tr> </thead> <tbody> <tr><td>ENGLISH</td><td>37.9</td><td>76%</td><td>1</td></tr> <tr><td>SCIENCE</td><td>37.1</td><td>74%</td><td>2</td></tr> <tr><td>KISWAHILI</td><td>36.3</td><td>73%</td><td>3</td></tr> <tr><td>MATHEMATICS</td><td>34.9</td><td>70%</td><td>4</td></tr> <tr><td>SOCIAL STUDIES</td><td>27.7</td><td>55%</td><td>5</td></tr> </tbody> </table> <table border="1" style="width:100%; border-collapse: collapse;"> <thead> <tr> <th>BOYS/GIRLS PASS RATE</th> <th>STD</th> <th>AVG</th> <th>%</th> </tr> </thead> <tbody> <tr><td>BOYS</td><td>51</td><td>0.56</td><td>56%</td></tr> <tr><td>GIRLS</td><td>44</td><td>0.44</td><td>44%</td></tr> </tbody> </table>	SUBJECT NAME	AVG	%	RNK	ENGLISH	37.9	76%	1	SCIENCE	37.1	74%	2	KISWAHILI	36.3	73%	3	MATHEMATICS	34.9	70%	4	SOCIAL STUDIES	27.7	55%	5	BOYS/GIRLS PASS RATE	STD	AVG	%	BOYS	51	0.56	56%	GIRLS	44	0.44	44%																																																								
SUBJECT NAME	AVG	%	RNK																																																																																									
ENGLISH	37.9	76%	1																																																																																									
SCIENCE	37.1	74%	2																																																																																									
KISWAHILI	36.3	73%	3																																																																																									
MATHEMATICS	34.9	70%	4																																																																																									
SOCIAL STUDIES	27.7	55%	5																																																																																									
BOYS/GIRLS PASS RATE	STD	AVG	%																																																																																									
BOYS	51	0.56	56%																																																																																									
GIRLS	44	0.44	44%																																																																																									
<table border="1" style="width:100%; border-collapse: collapse;"> <thead> <tr> <th colspan="6">GRADE ANALYSIS SUMMARY</th> </tr> <tr> <th>SUBJECT NAME/GRADE</th> <th>A</th> <th>B</th> <th>C</th> <th>D</th> <th>E</th> </tr> </thead> <tbody> <tr><td>MATHEMATICS</td><td>36</td><td>26</td><td>24</td><td>8</td><td>0</td></tr> <tr><td>KISWAHILI</td><td>35</td><td>38</td><td>14</td><td>7</td><td>0</td></tr> <tr><td>ENGLISH</td><td>32</td><td>54</td><td>7</td><td>0</td><td>1</td></tr> <tr><td>SCIENCE</td><td>36</td><td>42</td><td>11</td><td>0</td><td>2</td></tr> <tr><td>SOCIAL STUDIES</td><td>0</td><td>32</td><td>50</td><td>12</td><td>0</td></tr> </tbody> </table> <table border="1" style="width:100%; border-collapse: collapse;"> <thead> <tr> <th>OVERALL GRADE ANALYSIS</th> <th>NO.</th> <th>SEATED</th> <th>%</th> </tr> </thead> <tbody> <tr><td>41- 45</td><td>21</td><td rowspan="3">92</td><td>23%</td></tr> <tr><td>30.5 - 40</td><td>51</td><td>55%</td></tr> <tr><td>20.5 - 30</td><td>20</td><td>22%</td></tr> <tr><td>10.5 - 20</td><td>2</td><td rowspan="2">2</td><td>2%</td></tr> <tr><td>0- 10</td><td>0</td><td>0%</td></tr> </tbody> </table>	GRADE ANALYSIS SUMMARY						SUBJECT NAME/GRADE	A	B	C	D	E	MATHEMATICS	36	26	24	8	0	KISWAHILI	35	38	14	7	0	ENGLISH	32	54	7	0	1	SCIENCE	36	42	11	0	2	SOCIAL STUDIES	0	32	50	12	0	OVERALL GRADE ANALYSIS	NO.	SEATED	%	41- 45	21	92	23%	30.5 - 40	51	55%	20.5 - 30	20	22%	10.5 - 20	2	2	2%	0- 10	0	0%	<table border="1" style="width:100%; border-collapse: collapse;"> <thead> <tr> <th colspan="2">BOYS VS GIRLS PASSRATE (%)</th> </tr> </thead> <tbody> <tr> <td style="text-align: center;"> <b>56%</b></td> <td style="text-align: center;"> <b>44%</b></td> </tr> </tbody> </table> <table border="1" style="width:100%; border-collapse: collapse;"> <thead> <tr> <th colspan="3">OVERALL PERFORMANCE ANALYSIS</th> </tr> </thead> <tbody> <tr><td>REGISTERED</td><td>95</td><td>100%</td></tr> <tr><td>SEATED</td><td>94</td><td>99%</td></tr> <tr><td>ABSENTEES</td><td>1</td><td>1%</td></tr> <tr><td>PASSED</td><td>92</td><td>97%</td></tr> <tr><td>FAILED</td><td>2</td><td>2%</td></tr> <tr><td>SCHOOL POSITION</td><td colspan="2" style="text-align: center;">2</td></tr> <tr><td>TOTAL SCHOOLS</td><td colspan="2" style="text-align: center;">52</td></tr> </tbody> </table>	BOYS VS GIRLS PASSRATE (%)		 <b>56%</b>	 <b>44%</b>	OVERALL PERFORMANCE ANALYSIS			REGISTERED	95	100%	SEATED	94	99%	ABSENTEES	1	1%	PASSED	92	97%	FAILED	2	2%	SCHOOL POSITION	2		TOTAL SCHOOLS	52	
GRADE ANALYSIS SUMMARY																																																																																												
SUBJECT NAME/GRADE	A	B	C	D	E																																																																																							
MATHEMATICS	36	26	24	8	0																																																																																							
KISWAHILI	35	38	14	7	0																																																																																							
ENGLISH	32	54	7	0	1																																																																																							
SCIENCE	36	42	11	0	2																																																																																							
SOCIAL STUDIES	0	32	50	12	0																																																																																							
OVERALL GRADE ANALYSIS	NO.	SEATED	%																																																																																									
41- 45	21	92	23%																																																																																									
30.5 - 40	51		55%																																																																																									
20.5 - 30	20		22%																																																																																									
10.5 - 20	2	2	2%																																																																																									
0- 10	0		0%																																																																																									
BOYS VS GIRLS PASSRATE (%)																																																																																												
 <b>56%</b>	 <b>44%</b>																																																																																											
OVERALL PERFORMANCE ANALYSIS																																																																																												
REGISTERED	95	100%																																																																																										
SEATED	94	99%																																																																																										
ABSENTEES	1	1%																																																																																										
PASSED	92	97%																																																																																										
FAILED	2	2%																																																																																										
SCHOOL POSITION	2																																																																																											
TOTAL SCHOOLS	52																																																																																											

INDEX	NAME	SEX	MATHEMATICS	KISWAHILI	ENGLISH	SCIENCE	SOCIAL STUDIES	TOTAL	AVERAGE	OVR GRADE	SCH POSITION	OVERALL POSITION					
1	BRAYAN SOSTENES FURGENCE	M	49	A	47	A	42	A	49	A	40	B	227	45	A	1	463.5
2	SAMWEL MWOMBEK DASTAN	M	49	A	49	A	44	A	47	A	35	B	224	45	A	2	671
3	JOSHUA ELIAS LOI	M	45	A	45	A	44	A	49	A	40	B	223	45	A	3	745.5
4	DAVID NICHOLAUS MUSHI	M	44	A	44	A	43	A	47	A	39	B	217	43	A	5	1155.5
5	FUMBUKA AHMED SWEDY	M	47	A	45	A	42	A	43	A	40	B	217	43	A	5	1155.5
6	IVAN FURGENCE RUTARAKA	M	48	A	48	A	45	A	44	A	32	B	217	43	A	5	1155.5
7	MICHAEL JEREMIAH MPEMBE	M	47	A	47	A	43	A	46	A	33	B	216	43	A	7.5	1221
8	CYNTHIA NOVAT RUNYORO	F	46	A	46	A	44	A	46	A	34	B	216	43	A	7.5	1221
9	MILLICENT JEFFERSON FRANCIS	F	34	B	47	A	45	A	49	A	39	B	214	43	A	9	1357.5
10	ASIMWE KATUNZI RWAKATARE	F	46	A	45	A	41	A	44	A	37	B	213	43	A	10	1426.5
11	ALLAN WILLIM AKILI	M	46	A	43	A	41	A	47	A	35	B	212	42	A	11	1494.5
12	ALLEN ALBERT KAKENGI	M	45	A	44	A	42	A	44	A	36	B	211	42	A	12	1562
13	XAVERY INNOCENT XAVERY	M	47	A	47	A	40	B	44	A	32	B	210	42	A	13	1639.5
14	MWAMY WILLIAM KAHURANAGA	M	45	A	45	A	42	A	44	A	32	B	208	42	A	14	1771.5
15	ANELKA MUJUNI MWIJAGE	M	48	A	39	B	44	A	39	B	35	B	205	41	A	15.5	1973
16	BLASTUS BERNARD PLCARP	M	43	A	39	B	40	B	45	A	38	B	205	41	A	15.5	1973
17	ALVIN THEOPHILNDAGANO	M	40	B	44	A	44	A	40	B	36	B	204	41	A	17.5	2037
18	IPYANA MASSAPA MWAKULILA	M	41	A	41	A	42	A	45	A	35	B	204	41	A	17.5	2037
19	KENNEDY JOHNAS MBOGO	M	43	A	43	A	39	B	44	A	34	B	203	41	A	20	2104.5
20	MELKISEDEKI LUGANDA MASHISHAN	M	43	A	45	A	40	B	45	A	30	C	203	41	A	20	2104.5
21	REINA RENATUS MWOMBEKI	F	46	A	46	A	41	A	43	A	27	C	203	41	A	20	2104.5
22	FRANK MANYAGI DAUDI	M	45	A	44	A	46	A	32	B	35	B	202	40	B	22	2176.5
23	AHMAD MRISHO MASEBU	M	41	A	42	A	39	B	42	A	32	B	196	39	B	23	2555
24	ELVIS ROBINSON MUNIS	M	43	A	44	A	38	B	39	B	31	B	195	39	B	24	2614.5
25	NARIOT IBRAHIM PONZA	M	40	B	40	B	37	B	37	B	40	B	194	39	B	25.5	2672

INDEX	NAME	SEX	MATHEMATICS	KISWAHILI	ENGLISH	SCIENCE	SOCIAL STUDIES	TOTAL	AVERAGE	OVR GRADE	SCH POSITION	OVERALL POSITION					
26	JULIANA INNA RWECHUNGURA	F	29	C	47	A	37	B	46	A	35	B	194	39	B	25.5	2672
27	BROWN JESTON KAMOLA	M	43	A	38	B	39	B	43	A	30	C	193	39	B	28	2725
28	UNSBERT KATUNZI BEYANGA	M	41	A	41	A	39	B	44	A	28	C	193	39	B	28	2725
29	YVONNE ARISTIDES MAKWAYA	F	42	A	42	A	41	A	38	B	30	C	193	39	B	28	2725
30	LUCKSON ERICK MATENI	M	43	A	43	A	38	B	43	A	25	C	192	38	B	31	2777.5
31	PATRICK JOSEPH KASHUSHURA	M	39	B	39	B	40	B	41	A	33	B	192	38	B	31	2777.5
32	HAPPYNESS THOMAS MWACHAHE	F	42	A	42	A	35	B	41	A	32	B	192	38	B	31	2777.5
33	ELVIS EDGAR TURUKA	M	34	B	45	A	38	B	39	B	35	B	191	38	B	34	2834
34	LISA OSCAR KATYEGA	F	42	A	41	A	38	B	40	B	30	C	191	38	B	34	2834
35	PUDENSIANA ALPHONCE NSYUBEKI	F	38	B	38	B	41	A	38	B	36	B	191	38	B	34	2834
36	JOEL JOSEPH KONYO	M	38	B	39	B	37	B	44	A	31	B	189	38	B	36	2931.5
37	JESSE KAWRENCE MLAKI	M	38	B	38	B	42	A	41	A	29	C	188	38	B	38.5	2987
38	MASUNGA FRANCIS BUJIMU	M	40	B	40	B	41	A	38	B	29	C	188	38	B	38.5	2987
39	DAVINA PETER TEMU	F	37	B	37	B	42	A	43	A	29	C	188	38	B	38.5	2987
40	NASRA AMRAN BATENGA	F	32	B	40	B	41	A	43	A	32	B	188	38	B	38.5	2987
41	DORCAS PETER MHANDO	F	41	A	41	A	43	A	40	B	22	C	187	37	B	41.5	3046
42	DORCAS FRANK NEOPHAT	F	43	A	43	A	38	B	39	B	24	C	187	37	B	41.5	3046
43	HADIJA RICHARD MACHIRA	F	39	B	39	B	36	B	43	A	29	C	186	37	B	43	3105.5
44	LIGHTNESS NROSEN SWAI	F	33	B	42	A	43	A	36	B	30	C	184	37	B	44	3221
45	SOPHIA JOSIAH NG'WANANOGU	F	41	A	41	A	40	B	33	B	28	C	183	37	B	45	3271
46	CONDOLIZER ANDREW SABAMUNGU	F	42	A	42	A	40	B	36	B	22	C	182	36	B	46	3323
47	CUTHBERT ALBERT SENGO	M	30	C	38	B	39	B	40	B	33	B	180	36	B	47	3427
48	MALCOLM EMIL MENGELE	M	38	B	38	B	36	B	38	B	28	C	178	36	B	48.5	3513.5
49	MARIETHA CHRISTOPHER MAKIGO	F	29	C	37	B	43	A	45	A	24	C	178	36	B	48.5	3513.5
50	EMMILIANA FRANCIS MCHENCHI	F	41	A	41	A	39	B	28	C	28	C	177	35	B	50.5	3558

INDEX	NAME	SEX	MATHEMATICS		KISWAHILI		ENGLISH		SCIENCE		SOCIAL STUDIES		TOTAL	AVERAGE	OVR GRADE	SCH POSITION	OVERALL POSITION
51	MOUREEN GERALD KINUNDA	F	40	B	34	B	34	B	43	A	26	C	177	35	B	50.5	3558
52	ZACHARIA NATHAN MANGU	M	40	B	40	B	37	B	32	B	26	C	175	35	B	52	3651.5
53	KEYLLA CHRISTOPHER MASSAWE	F	41	A	29	C	40	B	40	B	24	C	174	35	B	53.5	3698.5
54	MARREN TUMAINI MHADA	F	47	A	29	C	37	B	39	B	22	C	174	35	B	53.5	3698.5
55	EPIFANIA NICODEMAS MWANDAGO	F	33	B	33	B	47	A	38	B	22	C	173	35	B	55	3744
56	CHRISTINA JACSON NZENGO	F	33	B	39	B	47	A	32	B	21	C	172	34	B	56	3787
57	GLORIA GLORIA LEONARD	F	41	A	39	B	34	B	38	B	17	D	169	34	B	57	3914.5
58	FRANCISCO FABIAN POKEALA	M	37	B	40	B	34	B	39	B	18	D	168	34	B	59	3955
59	MAGDALENA JACKSON SONGORA	F	37	B	33	B	38	B	37	B	23	C	168	34	B	59	3955
60	SUZANA AUDIFACE CHIMBALA	F	30	C	30	C	40	B	47	A	21	C	168	34	B	59	3955
61	ZABLON WILLSON ZABLON	M	31	B	31	B	39	B	40	B	23	C	164	33	B	61	4104.5
62	FAUSTINE CLAUDIAN MASHINGO	M	37	B	35	B	30	C	34	B	25	C	161	32	B	62.5	4228.5
63	NDERIA MARTINE MASSAWE	M	34	B	34	B	32	B	35	B	26	C	161	32	B	62.5	4228.5
64	CHRISTOPHER CLEMENT MABINA	M	28	C	34	B	30	C	35	B	30	C	157	31	B	64	4359
65	DONALD LUFINGO MWAIPOPO	M	26	C	32	B	36	B	38	B	23	C	155	31	B	66.5	4427
66	JUNIOR DIOCLES MUGANYIZI	M	27	C	27	C	33	B	40	B	28	C	155	31	B	66.5	4427
67	AGATHA NICODEM BAYACHAMO	F	32	B	37	B	33	B	32	B	21	C	155	31	B	66.5	4427
68	CAREEN ERNEST NYORORO	F	29	C	40	B	36	B	25	C	25	C	155	31	B	66.5	4427
69	ALFRED DEOGRATIAS MUSYETO	M	26	C	40	B	34	B	35	B	19	D	154	31	B	69.5	4462.5
70	ROSALINDA MOCHIWA CHOHALLO	F	37	B	37	B	3	E	41	A	36	B	154	31	B	69.5	4462.5
71	ALLEN JUSTUS KWIBISA	M	21	C	37	B	36	B	31	B	28	C	153	31	B	71.5	4499.5
72	JOHNSON JOHN MARIJANI	M	25	C	25	C	45	A	39	B	19	D	153	31	B	71.5	4499.5
73	MARK DOMINICK MELADIUS	M	27	C	27	C	37	B	31	B	30	C	152	30	C	73	4536
74	ASTERIA GHATI MARWA	F	23	C	33	B	35	B	32	B	25	C	148	30	C	74	4663
75	SANDRA PAUL MARWA	F	33	B	33	B	35	B	26	C	16	D	143	29	C	75	4803

INDEX	NAME	SEX	MATHEMATICS		KISWAHILI		ENGLISH		SCIENCE		SOCIAL STUDIES		TOTAL	AVERAGE	OVR GRADE	SCH POSITION	OVERALL POSITION
76	BENADETA CHARLES SWETU	F	23	C	36	B	31	B	27	C	25	C	142	28	C	76	4829
77	CYNTHIA IBESHI HEWA	F	25	C	25	C	41	A	32	B	18	D	141	28	C	77	4847.5
78	ROSWITA SHUBIRA RUTASINGWA	F	27	C	27	C	33	B	30	C	23	C	140	28	C	78	4868.5
79	NATHAN GODFREY TEMBA	M	25	C	25	C	30	C	35	B	23	C	138	28	C	79	4910.5
80	ISMAIL BURHAN MFILINGE	M	26	C	26	C	39	B	29	C	17	D	137	27	C	80	4932.5
81	ROBERT JAMES JOHN	M	19	D	19	D	36	B	35	B	27	C	136	27	C	81.5	4957.5
82	DEBORAH MAPESA IDASO	F	26	C	26	C	36	B	30	C	18	D	136	27	C	81.5	4957.5
83	WINFRIDA PASTORY MACHAFU	F	18	D	18	D	41	A	38	B	17	D	132	26	C	83	5023.5
84	RONBRIGHT FABIAN MASAGA	M	23	C	23	C	33	B	31	B	21	C	131	26	C	84.5	5044.5
85	GLORY JOHN CHAMBO	F	29	C	39	B	40	B	0	E	23	C	131	26	C	84.5	5044.5
86	GIDEON GOODLUCK MMARI	M	14	D	14	D	24	C	47	A	30	C	129	26	C	86	5082
87	FAITH REGINA GATTA	F	23	C	23	C	30	C	29	C	21	C	126	25	C	87	5125
88	MAXIMILIAN RONALD MASSAWE	M	25	C	25	C	34	B	20	D	18	D	122	24	C	88.5	5172
89	SELESTINE ISAYA MSOMI	M	17	D	17	D	34	B	27	C	27	C	122	24	C	88.5	5172
90	BELINDA LEONARD MANILA	F	16	D	31	B	35	B	24	C	12	D	118	24	C	90	5212.5
91	GLORIA JUSTINE MWASE	F	24	C	34	B	29	C	0	E	23	C	110	22	C	91	5284
92	ELIZABETH ANDREW CHIWANGU	F	11	D	11	D	36	B	26	C	24	C	108	22	C	92	5298.5
93	CLARINAGIVEN FELICIAN NDAUZI	F	15	D	15	D	27	C	16	D	21	C	94	19	D	93	5364.5
94	MIKE DANIEL MUSHI	M	13	D	13	D	35	B	15	D	14	D	90	18	D	94	5369.5
95	NOELA JOSEPHINE RUNYORO	F															