


	<h1 style="margin:0;">NZERA</h1>	
REGION: KATAVI	SCHOOL AVERAGE: 172.8	BAND
DISTRICT: MPANDA		4
		CATEGORY
		ABOVE 40

SUBJECT PERFORMANCE ANALYSIS			
SUBJECT NAME	AVG	%	RNK
KISWAHILI	42.7	85%	1
SCIENCE	37.5	75%	2
ENGLISH	37.2	74%	3
MATHEMATICS	30.7	61%	4
SOCIAL STUDIES	24.7	49%	5

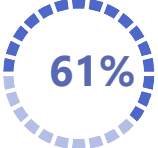
BOYS/GIRLS PASS RATE	STD	AVG	%
BOYS	26	0.51	51%
GIRLS	25	0.49	49%




74%
ENGLISH



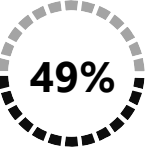
85%
KISWAHILI



61%
MATHEMATICS





75%
SCIENCE



49%
SOCIAL STUDIES

GRADE ANALYSIS SUMMARY					
SUBJECT NAME/GRADE	A	B	C	D	E
MATHEMATICS	7	18	17	8	0
KISWAHILI	38	12	0	0	0
ENGLISH	15	31	4	0	0
SCIENCE	21	18	10	0	0
SOCIAL STUDIES	0	10	25	15	0

OVERALL GRADE ANALYSIS			
NO.	SEATED	%	
41- 45	6	50	12%
30.5 - 40	31		62%
20.5 - 30	13		26%
10.5 - 20	0	0	0%
0- 10	0		0%

BOYS VS GIRLS PASSRATE (%)		
BOYS		51%
GIRLS		49%

OVERALL PERFORMANCE ANALYSIS		
REGISTERED	51	100%
SEATED	50	98%
ABSENTEES	1	2%
PASSED	50	98%
FAILED	0	0%
SCHOOL POSITION	13	
TOTAL SCHOOLS	87	

INDEX	NAME	SEX	MATHEMATICS	KISWAHILI	ENGLISH	SCIENCE	SOCIAL STUDIES	TOTAL	AVERAGE	OVR GRADE	SCH POSITION	OVERALL POSITION					
1	EDSON DANIEL MLIMUKA	M	48	A	46	A	46	A	49	A	35	B	224	45	A	1	671
2	MASONGA JOHN PASTORY	M	46	A	44	A	42	A	48	A	40	B	220	44	A	2	952.5
3	HONESTI TITTO GWAJE	M	45	A	46	A	43	A	50	A	33	B	217	43	A	3	1155.5
4	SUSAN HENRY CHALLE	F	43	A	45	A	45	A	47	A	36	B	216	43	A	4	1221
5	CHRISTINA SAMWEL YONAH	F	43	A	46	A	43	A	47	A	33	B	212	42	A	5	1494.5
6	NKWIMBA MANG'OMBE TABU	F	37	B	43	A	40	B	47	A	38	B	205	41	A	6	1973
7	ANASTAZIA HAMIS NDAKI	F	32	B	47	A	44	A	49	A	28	C	200	40	B	7	2306
8	DEVOTHA PROJESTAS BASHATO	F	39	B	42	A	45	A	43	A	30	C	199	40	B	8	2373
9	ALL MOHAMED ALLY	M	37	B	41	A	40	B	44	A	34	B	196	39	B	9.5	2555
10	SHALOM EMMANUEL HAKIZA	M	38	B	49	A	45	A	42	A	22	C	196	39	B	9.5	2555
11	MWITA CHARLES NYAMACHOHA	M	41	A	46	A	35	B	40	B	32	B	194	39	B	11	2672
12	KELVIN BAZIL JOSHUA	M	41	A	45	A	45	A	41	A	21	C	193	39	B	12.5	2725
13	MARIAM ELISHA KISUSI	F	32	B	45	A	42	A	47	A	27	C	193	39	B	12.5	2725
14	RICHARD DANI MFUNGA	M	33	B	48	A	39	B	41	A	29	C	190	38	B	14	2884
15	ABIGAEL EMMANUEL GAPPI	F	30	C	45	A	43	A	45	A	26	C	189	38	B	15.5	2931.5
16	JACQUILINE DISMAS LUSALE	F	34	B	43	A	43	A	41	A	28	C	189	38	B	15.5	2931.5
17	COSMAS AMOS BUNZARI	M	36	B	41	A	40	B	39	B	29	C	185	37	B	17	3166
18	GRACE BARAKA MAGOLANGA	F	35	B	43	A	39	B	38	B	28	C	183	37	B	18	3271
19	JAFARY AMOS BUNZARI	M	36	B	41	A	31	B	40	B	34	B	182	36	B	19.5	3323
20	JOSEPH CHARLES KALIFUMU	M	36	B	43	A	41	A	34	B	28	C	182	36	B	19.5	3323
21	YOHANA DEOGRATIUS NANDI	M	35	B	46	A	34	B	45	A	21	C	181	36	B	21	3377
22	YUNISI GELARD MMARI	F	29	C	47	A	36	B	46	A	21	C	179	36	B	22	3471.5
23	VICTORIA TOBIAS KENGWA	F	35	B	44	A	38	B	41	A	20	D	178	36	B	23	3513.5
24	GACHA TEMANYA GOSEGOSE	M	33	B	47	A	32	B	39	B	25	C	176	35	B	25	3605.5
25	SAMWELI JUMA LUKELESHA	M	40	B	45	A	37	B	39	B	15	D	176	35	B	25	3605.5

INDEX	NAME	SEX	MATHEMATICS		KISWAHILI		ENGLISH		SCIENCE		SOCIAL STUDIES		TOTAL	AVERAGE	OVR GRADE	SCH POSITION	OVERALL POSITION
26	ASHA RASHID NASSORO	F	28	C	44	A	40	B	41	A	23	C	176	35	B	25	3605.5
27	EMMANUEL DISMAS KAILOLE	M	25	C	41	A	35	B	40	B	34	B	175	35	B	27	3651.5
28	RAHMA AHMED BUKUKU	F	23	C	43	A	41	A	39	B	27	C	173	35	B	28	3744
29	JOSEPH DEUS CLIFFORD	M	33	B	41	A	33	B	37	B	25	C	169	34	B	29	3914.5
30	NUJAILAH ABDALLAH ALLY	F	35	B	44	A	31	B	40	B	16	D	166	33	B	30	4032
31	IBRAHIM HUSSEIN SALUM	M	22	C	45	A	41	A	34	B	21	C	163	33	B	31.5	4145
32	RICHARD GODFREY MSUMARI	M	27	C	37	B	35	B	44	A	20	D	163	33	B	31.5	4145
33	ISSAC SENETH LYATUU	M	30	C	41	A	33	B	34	B	24	C	162	32	B	33	4189
34	ADOLF PETER SAKAYA	M	28	C	38	B	33	B	37	B	25	C	161	32	B	34.5	4228.5
35	AIZACK JUMA LUKELESHA	M	27	C	47	A	40	B	31	B	16	D	161	32	B	34.5	4228.5
36	FAITH LADISLAUS COSSAM	F	27	C	44	A	39	B	29	C	21	C	160	32	B	36	4263.5
37	MARTHA PHILIPO MABELE	F	16	D	40	B	36	B	41	A	20	D	153	31	B	37	4499.5
38	BRIAN ANOLD ASENGA	M	28	C	39	B	32	B	30	C	21	C	150	30	C	38.5	4600.5
39	JOVIA GEORGE MASATU	F	16	D	43	A	33	B	34	B	24	C	150	30	C	38.5	4600.5
40	KELVIN RAYMOND KAMTONI	M	17	D	39	B	32	B	34	B	27	C	149	30	C	40	4632
41	CHARITY NELSON MWANGOLE	F	17	D	45	A	30	C	33	B	19	D	144	29	C	41	4772.5
42	NICE PATRICK MAKAMBERO	F	30	C	41	A	36	B	24	C	12	D	143	29	C	42	4803
43	MWANAHAMISI R NSALAMBA	F	25	C	39	B	36	B	23	C	17	D	140	28	C	43	4868.5
44	DANIEL JOSON CHIHA	M	16	D	44	A	32	B	26	C	19	D	137	27	C	44	4932.5
45	REHEMA MAWISA HUSENI	F	17	D	40	B	32	B	27	C	20	D	136	27	C	45	4957.5
46	JESCA DANLORD HAULE	F	25	C	37	B	29	C	26	C	17	D	134	27	C	46	4992.5
47	RAIYA SAID MAZRUI	F	28	C	37	B	29	C	21	C	18	D	133	27	C	47	5006
48	MWAJABU FADHILI HAFIDHI	F	23	C	31	B	32	B	26	C	19	D	131	26	C	48	5044.5
49	ELIZABETH RAYMOND PAUL	F	18	D	38	B	35	B	17	D	22	C	130	26	C	49	5066
50	BRILIANT DEMITRIUS KAMTONI	M	20	D	38	B	25	C	26	C	17	D	126	25	C	50	5125

INDEX	NAME	SEX	MATHEMATICS	KISWAHILI	ENGLISH	SCIENCE	SOCIAL STUDIES	TOTAL	AVERAGE	OVR GRADE	SCH POSITION	OVERALL POSITION
51	JUSTIN ELFAS NTAGATA	M										