
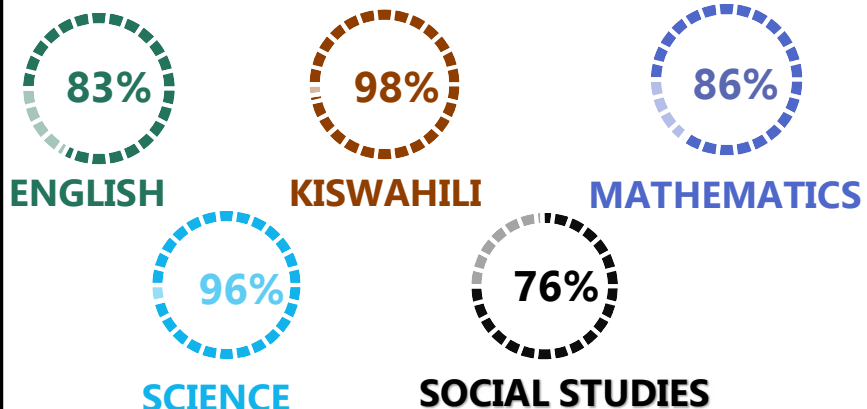
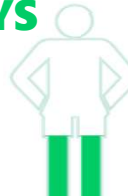





	<h1 style="margin: 0;">PAMOJA</h1>																																																																																											
REGION: DAR ES SALAAM	SCHOOL AVERAGE: 218.9	BAND 2																																																																																										
DISTRICT: UBUNGO		CATEGORY ABOVE 40																																																																																										
SUBJECT PERFORMANCE ANALYSIS																																																																																												
<table border="1" style="width:100%; border-collapse: collapse;"> <thead> <tr> <th style="text-align: left;">SUBJECT NAME</th> <th>AVG</th> <th>%</th> <th>RNK</th> </tr> </thead> <tbody> <tr><td>KISWAHILI</td><td>48.8</td><td>98%</td><td>1</td></tr> <tr><td>SCIENCE</td><td>48.2</td><td>96%</td><td>2</td></tr> <tr><td>MATHEMATICS</td><td>42.8</td><td>86%</td><td>3</td></tr> <tr><td>ENGLISH</td><td>41.4</td><td>83%</td><td>4</td></tr> <tr><td>SOCIAL STUDIES</td><td>37.8</td><td>76%</td><td>5</td></tr> </tbody> </table> <table border="1" style="width:100%; border-collapse: collapse;"> <thead> <tr> <th style="text-align: left;">BOYS/GIRLS PASS RATE</th> <th>STD</th> <th>AVG</th> <th>%</th> </tr> </thead> <tbody> <tr><td>BOYS</td><td>35</td><td>0.41</td><td>41%</td></tr> <tr><td>GIRLS</td><td>48</td><td>0.59</td><td>59%</td></tr> </tbody> </table>	SUBJECT NAME	AVG	%	RNK	KISWAHILI	48.8	98%	1	SCIENCE	48.2	96%	2	MATHEMATICS	42.8	86%	3	ENGLISH	41.4	83%	4	SOCIAL STUDIES	37.8	76%	5	BOYS/GIRLS PASS RATE	STD	AVG	%	BOYS	35	0.41	41%	GIRLS	48	0.59	59%																																																								
SUBJECT NAME	AVG	%	RNK																																																																																									
KISWAHILI	48.8	98%	1																																																																																									
SCIENCE	48.2	96%	2																																																																																									
MATHEMATICS	42.8	86%	3																																																																																									
ENGLISH	41.4	83%	4																																																																																									
SOCIAL STUDIES	37.8	76%	5																																																																																									
BOYS/GIRLS PASS RATE	STD	AVG	%																																																																																									
BOYS	35	0.41	41%																																																																																									
GIRLS	48	0.59	59%																																																																																									
<table border="1" style="width:100%; border-collapse: collapse;"> <thead> <tr> <th colspan="6" style="text-align: center;">GRADE ANALYSIS SUMMARY</th> </tr> <tr> <th style="text-align: left;">SUBJECT NAME/GRADE</th> <th>A</th> <th>B</th> <th>C</th> <th>D</th> <th>E</th> </tr> </thead> <tbody> <tr><td>MATHEMATICS</td><td>66</td><td>16</td><td>0</td><td>0</td><td>0</td></tr> <tr><td>KISWAHILI</td><td>82</td><td>0</td><td>0</td><td>0</td><td>0</td></tr> <tr><td>ENGLISH</td><td>58</td><td>24</td><td>0</td><td>0</td><td>0</td></tr> <tr><td>SCIENCE</td><td>81</td><td>1</td><td>0</td><td>0</td><td>0</td></tr> <tr><td>SOCIAL STUDIES</td><td>17</td><td>62</td><td>3</td><td>0</td><td>0</td></tr> </tbody> </table> <table border="1" style="width:100%; border-collapse: collapse;"> <thead> <tr> <th style="text-align: left;">OVERALL GRADE ANALYSIS</th> <th>NO.</th> <th>SEATED</th> <th>%</th> </tr> </thead> <tbody> <tr><td>41 - 45</td><td>79</td><td rowspan="3" style="text-align: center;">82</td><td>96%</td></tr> <tr><td>30.5 - 40</td><td>3</td><td>4%</td></tr> <tr><td>20.5 - 30</td><td>0</td><td>0%</td></tr> <tr><td>10.5 - 20</td><td>0</td><td rowspan="2" style="text-align: center;">0</td><td>0%</td></tr> <tr><td>0 - 10</td><td>0</td><td>0%</td></tr> </tbody> </table>	GRADE ANALYSIS SUMMARY						SUBJECT NAME/GRADE	A	B	C	D	E	MATHEMATICS	66	16	0	0	0	KISWAHILI	82	0	0	0	0	ENGLISH	58	24	0	0	0	SCIENCE	81	1	0	0	0	SOCIAL STUDIES	17	62	3	0	0	OVERALL GRADE ANALYSIS	NO.	SEATED	%	41 - 45	79	82	96%	30.5 - 40	3	4%	20.5 - 30	0	0%	10.5 - 20	0	0	0%	0 - 10	0	0%	<table border="1" style="width:100%; border-collapse: collapse;"> <thead> <tr> <th colspan="2" style="text-align: center;">BOYS VS GIRLS PASSRATE (%)</th> </tr> </thead> <tbody> <tr> <td style="text-align: center;"> 41%</td> <td style="text-align: center;"> 59%</td> </tr> </tbody> </table> <table border="1" style="width:100%; border-collapse: collapse;"> <thead> <tr> <th colspan="3" style="text-align: center;">OVERALL PERFORMANCE ANALYSIS</th> </tr> </thead> <tbody> <tr><td>REGISTERED</td><td style="text-align: center;">83</td><td style="text-align: center;">100%</td></tr> <tr><td>SEATED</td><td style="text-align: center;">82</td><td style="text-align: center;">99%</td></tr> <tr><td>ABSENTEES</td><td style="text-align: center;">1</td><td style="text-align: center;">1%</td></tr> <tr><td>PASSED</td><td style="text-align: center;">82</td><td style="text-align: center;">99%</td></tr> <tr><td>FAILED</td><td style="text-align: center;">0</td><td style="text-align: center;">0%</td></tr> <tr><td>SCHOOL POSITION</td><td colspan="2" style="text-align: center;">8</td></tr> <tr><td>TOTAL SCHOOLS</td><td colspan="2" style="text-align: center;">52</td></tr> </tbody> </table>	BOYS VS GIRLS PASSRATE (%)		 41%	 59%	OVERALL PERFORMANCE ANALYSIS			REGISTERED	83	100%	SEATED	82	99%	ABSENTEES	1	1%	PASSED	82	99%	FAILED	0	0%	SCHOOL POSITION	8		TOTAL SCHOOLS	52	
GRADE ANALYSIS SUMMARY																																																																																												
SUBJECT NAME/GRADE	A	B	C	D	E																																																																																							
MATHEMATICS	66	16	0	0	0																																																																																							
KISWAHILI	82	0	0	0	0																																																																																							
ENGLISH	58	24	0	0	0																																																																																							
SCIENCE	81	1	0	0	0																																																																																							
SOCIAL STUDIES	17	62	3	0	0																																																																																							
OVERALL GRADE ANALYSIS	NO.	SEATED	%																																																																																									
41 - 45	79	82	96%																																																																																									
30.5 - 40	3		4%																																																																																									
20.5 - 30	0		0%																																																																																									
10.5 - 20	0	0	0%																																																																																									
0 - 10	0		0%																																																																																									
BOYS VS GIRLS PASSRATE (%)																																																																																												
 41%	 59%																																																																																											
OVERALL PERFORMANCE ANALYSIS																																																																																												
REGISTERED	83	100%																																																																																										
SEATED	82	99%																																																																																										
ABSENTEES	1	1%																																																																																										
PASSED	82	99%																																																																																										
FAILED	0	0%																																																																																										
SCHOOL POSITION	8																																																																																											
TOTAL SCHOOLS	52																																																																																											

INDEX	NAME	SEX	MATHEMATICS	KISWAHILI	ENGLISH	SCIENCE	SOCIAL STUDIES	TOTAL	AVERAGE	OVR GRADE	SCH POSITION	OVERALL POSITION					
1	CHRISTINA SALVATORY	F	46	A	50	A	45	A	49	A	43	A	233	47	A	1	170
2	EDSON KATWALE	M	44	A	50	A	42	A	50	A	45	A	231	46	A	2.5	261
3	CHRISTINA YUSUPH	F	46	A	50	A	45	A	50	A	40	B	231	46	A	2.5	261
4	BRIAN CHARLES KURUA	M	46	A	48	A	45	A	49	A	41	A	229	46	A	4.5	355
5	JAMAL JUMANNE	M	43	A	49	A	45	A	49	A	43	A	229	46	A	4.5	355
6	COLLIN DOUGLAS	M	47	A	49	A	43	A	50	A	39	B	228	46	A	7	406.5
7	JONAS AHAZI	M	43	A	49	A	42	A	49	A	45	A	228	46	A	7	406.5
8	MAGRETH FIDELIS	F	46	A	50	A	42	A	49	A	41	A	228	46	A	7	406.5
9	CHRISTOPHER PRISCUS	M	47	A	47	A	42	A	50	A	41	A	227	45	A	10.5	463.5
10	CHARITY ROBERT	F	43	A	50	A	45	A	49	A	40	B	227	45	A	10.5	463.5
11	IVONA THEOPHIL	F	48	A	50	A	42	A	50	A	37	B	227	45	A	10.5	463.5
12	ZAITUN HASSAN	F	44	A	50	A	44	A	50	A	39	B	227	45	A	10.5	463.5
13	CHARLES MASASI	M	45	A	50	A	40	B	49	A	42	A	226	45	A	14.5	525.5
14	KHATIBU KONDO	M	45	A	50	A	40	B	50	A	41	A	226	45	A	14.5	525.5
15	NARISIS SIMILA.	M	46	A	50	A	40	B	50	A	40	B	226	45	A	14.5	525.5
16	NICOLE JOSEPHAT	F	45	A	50	A	40	B	50	A	41	A	226	45	A	14.5	525.5
17	JUNIOUR SHUM	M	45	A	50	A	40	B	50	A	40	B	225	45	A	18.5	592
18	KENED KUNAMEI	M	44	A	50	A	44	A	48	A	39	B	225	45	A	18.5	592
19	EMILIA DOTO	F	44	A	50	A	42	A	50	A	39	B	225	45	A	18.5	592
20	HANIFA MHINA	F	45	A	50	A	43	A	50	A	37	B	225	45	A	18.5	592
21	ROONEY MUSHI	M	42	A	50	A	42	A	50	A	40	B	224	45	A	24	671
22	GLORY PETER	F	44	A	50	A	43	A	49	A	38	B	224	45	A	24	671
23	GRACE ONESMO	F	43	A	50	A	42	A	50	A	39	B	224	45	A	24	671
24	KELLY EMMANUEL	F	47	A	50	A	39	B	50	A	38	B	224	45	A	24	671
25	LIGHTNESS NYASO	F	46	A	50	A	43	A	48	A	37	B	224	45	A	24	671

INDEX	NAME	SEX	MATHEMATICS		KISWAHILI		ENGLISH		SCIENCE		SOCIAL STUDIES		TOTAL	AVERAGE	OVR GRADE	SCH POSITION	OVERALL POSITION
26	MARIAM HAMIS	F	44	A	50	A	41	A	49	A	40	B	224	45	A	24	671
27	RITHA BASIL	F	46	A	46	A	42	A	50	A	40	B	224	45	A	24	671
28	EMMANUEL NYATO	M	42	A	49	A	41	A	50	A	41	A	223	45	A	29.5	745.5
29	PETER JOSEPH KUNDI	M	45	A	50	A	39	B	50	A	39	B	223	45	A	29.5	745.5
30	SAMIRA SALUM	F	45	A	50	A	41	A	49	A	38	B	223	45	A	29.5	745.5
31	SURIA SEIF	F	46	A	50	A	43	A	49	A	35	B	223	45	A	29.5	745.5
32	ABIGAEL AUDAX	F	44	A	50	A	43	A	49	A	36	B	222	44	A	33	812
33	FAIDHA MADOWEKA	F	44	A	50	A	44	A	49	A	35	B	222	44	A	33	812
34	ZAMA FINGO	F	44	A	50	A	40	B	48	A	40	B	222	44	A	33	812
35	CATHBERTH JOSEPH	M	44	A	49	A	41	A	48	A	39	B	221	44	A	36.5	883.5
36	HUDHAIFA HASSAN	M	44	A	48	A	42	A	46	A	41	A	221	44	A	36.5	883.5
37	LATIFA YASIN	F	44	A	50	A	42	A	49	A	36	B	221	44	A	36.5	883.5
38	NAISHOOK DANIEL	F	46	A	50	A	42	A	48	A	35	B	221	44	A	36.5	883.5
39	DANIEL CHARLES	M	41	A	48	A	42	A	48	A	41	A	220	44	A	40.5	952.5
40	EDGAR GAUDENCE	M	41	A	48	A	44	A	47	A	40	B	220	44	A	40.5	952.5
41	MBOJE MASSABA	F	46	A	50	A	40	B	47	A	37	B	220	44	A	40.5	952.5
42	SUZAN JONATHAN	F	44	A	49	A	43	A	47	A	37	B	220	44	A	40.5	952.5
43	AMAN MTUI	M	40	B	50	A	39	B	48	A	42	A	219	44	A	45.5	1020
44	BARAKA INNOCENT	M	42	A	48	A	43	A	45	A	41	A	219	44	A	45.5	1020
45	JACKSON JOSHUA	M	41	A	48	A	42	A	48	A	40	B	219	44	A	45.5	1020
46	JOSHUA MBINGA	M	43	A	47	A	41	A	47	A	41	A	219	44	A	45.5	1020
47	JANETFI JASON	F	41	A	50	A	43	A	49	A	36	B	219	44	A	45.5	1020
48	VICTORIA THOMAS	F	44	A	49	A	39	B	47	A	40	B	219	44	A	45.5	1020
49	JOSHUA SHAU	M	41	A	47	A	42	A	49	A	39	B	218	44	A	52.5	1088.5
50	AGNESS MBENA	F	39	B	50	A	44	A	49	A	36	B	218	44	A	52.5	1088.5

INDEX	NAME	SEX	MATHEMATICS	KISWAHILI	ENGLISH	SCIENCE	SOCIAL STUDIES	TOTAL	AVERAGE	OVR GRADE	SCH POSITION	OVERALL POSITION					
51	CAREEN ANTHONY	F	44	A	49	A	41	A	48	A	36	B	218	44	A	52.5	1088.5
52	GLASIA RICHARD	F	44	A	50	A	43	A	46	A	35	B	218	44	A	52.5	1088.5
53	JULIANA GODFREY	F	43	A	49	A	39	B	50	A	37	B	218	44	A	52.5	1088.5
54	MAGRETH JOSEPH	F	46	A	50	A	40	B	46	A	36	B	218	44	A	52.5	1088.5
55	REGINA RODRICK	F	45	A	50	A	40	B	49	A	34	B	218	44	A	52.5	1088.5
56	ZAHARA SHABAN	F	46	A	47	A	40	B	47	A	38	B	218	44	A	52.5	1088.5
57	ALBERT MALEBO	M	35	B	50	A	42	A	48	A	42	A	217	43	A	57.5	1155.5
58	PERPERTUA WILSON	F	46	A	45	A	40	B	49	A	37	B	217	43	A	57.5	1155.5
59	ZAINAB HASSAN	F	43	A	46	A	44	A	49	A	34	B	216	43	A	59.5	1221
60	ZUHURA ISSA	F	44	A	46	A	38	B	50	A	38	B	216	43	A	59.5	1221
61	THERESIA SIXBERTH	F	43	A	50	A	44	A	47	A	31	B	215	43	A	61	1289
62	ALFA MAISA	M	35	B	50	A	43	A	48	A	38	B	214	43	A	63	1357.5
63	JOSEPH DEO	M	41	A	48	A	40	B	48	A	37	B	214	43	A	63	1357.5
64	CAREEN IDDY	F	40	B	49	A	37	B	49	A	39	B	214	43	A	63	1357.5
65	AISHA MWINYI	F	37	B	50	A	41	A	49	A	36	B	213	43	A	66	1426.5
66	DORIS ULOMY	F	40	B	49	A	39	B	50	A	35	B	213	43	A	66	1426.5
67	GLADNESS HAMIS	F	44	A	48	A	42	A	46	A	33	B	213	43	A	66	1426.5
68	AHMED ALLY	M	34	B	48	A	42	A	49	A	39	B	212	42	A	69	1494.5
69	HASSAN ADAM	M	38	B	47	A	42	A	45	A	40	B	212	42	A	69	1494.5
70	NASRA MWINYIKAMBI	F	46	A	50	A	41	A	46	A	29	C	212	42	A	69	1494.5
71	GLORY JOEL LUBEBE	F	43	A	50	A	43	A	42	A	33	B	211	42	A	71	1562
72	DANIEL ABEL	M	43	A	42	A	40	B	49	A	36	B	210	42	A	72.5	1639.5
73	MARY OLOMY	F	41	A	48	A	41	A	47	A	33	B	210	42	A	72.5	1639.5
74	ANGEL DISMAS	F	36	B	48	A	41	A	47	A	37	B	209	42	A	74	1707.5
75	SUBIRA MASABA	F	42	A	49	A	42	A	42	A	32	B	207	41	A	75	1843.5

INDEX	NAME	SEX	MATHEMATICS		KISWAHILI		ENGLISH		SCIENCE		SOCIAL STUDIES		TOTAL	AVERAGE	OVR GRADE	SCH POSITION	OVERALL POSITION
76	FILOUZY MOHAMMED	M	40	B	46	A	38	B	49	A	33	B	206	41	A	76.5	1909.5
77	GASPER URIO	M	35	B	43	A	42	A	48	A	38	B	206	41	A	76.5	1909.5
78	FREDRICK EMMANUEL	M	37	B	43	A	41	A	48	A	35	B	204	41	A	78.5	2037
79	SHAKILA SADICK	F	40	B	50	A	42	A	43	A	29	C	204	41	A	78.5	2037
80	ALEXANDER ISDORY	M	31	B	48	A	41	A	45	A	35	B	200	40	B	80	2306
81	SHANK E BOMAN	F	42	A	49	A	32	B	40	B	33	B	196	39	B	81	2555
82	ABELJUNIOUR	M	37	B	48	A	33	B	49	A	28	C	195	39	B	82	2614.5
83	MICHAELI MWAKALEBELA	M															