
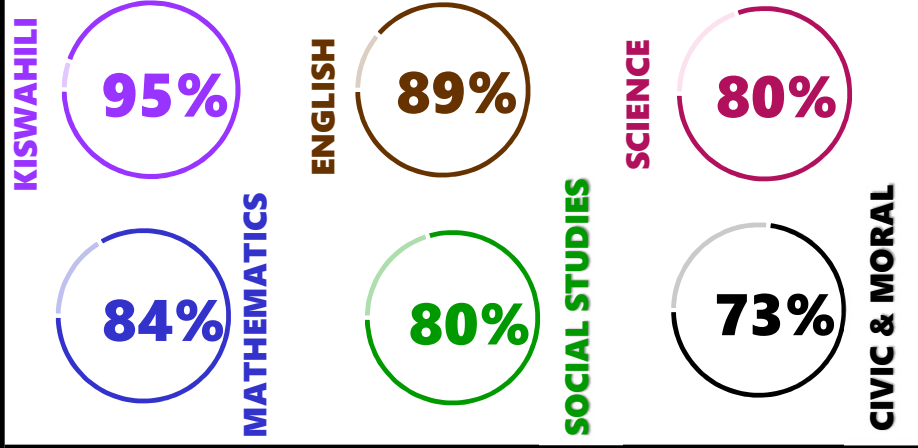






		PRECIOUS																																																																																													
REGION: DAR ES SALAAM DISTRICT: UBUNGO		SCHOOL AVERAGE		250.1																																																																																											
				BAND																																																																																											
				2																																																																																											
				CATEGORY																																																																																											
				ABOVE 40																																																																																											
SUBJECT PERFORMANCE ANALYSIS																																																																																															
<table border="1"> <thead> <tr> <th>SUBJECT NAME</th> <th>AVG</th> <th>%</th> <th>RNK</th> </tr> </thead> <tbody> <tr> <td>KISWAHILI</td> <td>47.3</td> <td>95%</td> <td>1</td> </tr> <tr> <td>ENGLISH</td> <td>44.4</td> <td>89%</td> <td>2</td> </tr> <tr> <td>MATHEMATICS</td> <td>41.8</td> <td>84%</td> <td>3</td> </tr> <tr> <td>SCIENCE</td> <td>40.2</td> <td>80%</td> <td>4</td> </tr> <tr> <td>SOCIAL STUDIES</td> <td>39.8</td> <td>80%</td> <td>5</td> </tr> <tr> <td>CIVIC & MORAL</td> <td>36.6</td> <td>73%</td> <td>6</td> </tr> <tr> <th colspan="2">BOYS/GIRLS PASS RATE</th> <th>STD</th> <th>AVG</th> <th>%</th> </tr> <tr> <td colspan="2">BOYS</td> <td>44</td> <td>0.57</td> <td>57%</td> </tr> <tr> <td colspan="2">GIRLS</td> <td>32</td> <td>0.43</td> <td>43%</td> </tr> </tbody> </table>		SUBJECT NAME	AVG	%	RNK	KISWAHILI	47.3	95%	1	ENGLISH	44.4	89%	2	MATHEMATICS	41.8	84%	3	SCIENCE	40.2	80%	4	SOCIAL STUDIES	39.8	80%	5	CIVIC & MORAL	36.6	73%	6	BOYS/GIRLS PASS RATE		STD	AVG	%	BOYS		44	0.57	57%	GIRLS		32	0.43	43%	 <p>Infographic showing subject performance percentages: Kiswahili (95%), English (89%), Science (80%), Mathematics (84%), Social Studies (80%), and Civic & Moral (73%).</p>																																																		
SUBJECT NAME	AVG	%	RNK																																																																																												
KISWAHILI	47.3	95%	1																																																																																												
ENGLISH	44.4	89%	2																																																																																												
MATHEMATICS	41.8	84%	3																																																																																												
SCIENCE	40.2	80%	4																																																																																												
SOCIAL STUDIES	39.8	80%	5																																																																																												
CIVIC & MORAL	36.6	73%	6																																																																																												
BOYS/GIRLS PASS RATE		STD	AVG	%																																																																																											
BOYS		44	0.57	57%																																																																																											
GIRLS		32	0.43	43%																																																																																											
<table border="1"> <thead> <tr> <th colspan="6">GRADE ANALYSIS SUMMARY</th> </tr> <tr> <th>SUBJECT NAME/GRADE</th> <th>A</th> <th>B</th> <th>C</th> <th>D</th> <th>E</th> </tr> </thead> <tbody> <tr> <td>MATHEMATICS</td> <td>49</td> <td>25</td> <td>2</td> <td>0</td> <td>0</td> </tr> <tr> <td>KISWAHILI</td> <td>74</td> <td>2</td> <td>0</td> <td>0</td> <td>0</td> </tr> <tr> <td>ENGLISH</td> <td>69</td> <td>7</td> <td>0</td> <td>0</td> <td>0</td> </tr> <tr> <td>SCIENCE</td> <td>35</td> <td>41</td> <td>0</td> <td>0</td> <td>0</td> </tr> <tr> <td>SOCIAL STUDIES</td> <td>40</td> <td>32</td> <td>4</td> <td>0</td> <td>0</td> </tr> <tr> <td>CIVIC AND MORAL</td> <td>13</td> <td>58</td> <td>4</td> <td>0</td> <td>0</td> </tr> <tr> <th colspan="2">OVERALL GRADE ANALYSIS</th> <th>NO.</th> <th>SEATED</th> <th colspan="2">%</th> </tr> <tr> <td colspan="2">A</td> <td>53</td> <td rowspan="3">76</td> <td colspan="2">70%</td> </tr> <tr> <td colspan="2">B</td> <td>23</td> <td colspan="2">30%</td> </tr> <tr> <td colspan="2">C</td> <td>0</td> <td colspan="2">0%</td> </tr> <tr> <td colspan="2">D</td> <td>0</td> <td rowspan="2">0</td> <td colspan="2">0%</td> </tr> <tr> <td colspan="2">E</td> <td>0</td> <td colspan="2">0%</td> </tr> </tbody> </table>			GRADE ANALYSIS SUMMARY						SUBJECT NAME/GRADE	A	B	C	D	E	MATHEMATICS	49	25	2	0	0	KISWAHILI	74	2	0	0	0	ENGLISH	69	7	0	0	0	SCIENCE	35	41	0	0	0	SOCIAL STUDIES	40	32	4	0	0	CIVIC AND MORAL	13	58	4	0	0	OVERALL GRADE ANALYSIS		NO.	SEATED	%		A		53	76	70%		B		23	30%		C		0	0%		D		0	0	0%		E		0	0%		<table border="1"> <thead> <tr> <th colspan="3">BOY'S VS GIRLS' PASSRATE (%)</th> </tr> </thead> <tbody> <tr> <td style="text-align: center;">BOYS</td> <td style="text-align: center;"></td> <td style="text-align: center;">57%</td> </tr> <tr> <td style="text-align: center;">GIRLS</td> <td style="text-align: center;"></td> <td style="text-align: center;">43%</td> </tr> </tbody> </table>			BOY'S VS GIRLS' PASSRATE (%)			BOYS		57%	GIRLS		43%
GRADE ANALYSIS SUMMARY																																																																																															
SUBJECT NAME/GRADE	A	B	C	D	E																																																																																										
MATHEMATICS	49	25	2	0	0																																																																																										
KISWAHILI	74	2	0	0	0																																																																																										
ENGLISH	69	7	0	0	0																																																																																										
SCIENCE	35	41	0	0	0																																																																																										
SOCIAL STUDIES	40	32	4	0	0																																																																																										
CIVIC AND MORAL	13	58	4	0	0																																																																																										
OVERALL GRADE ANALYSIS		NO.	SEATED	%																																																																																											
A		53	76	70%																																																																																											
B		23		30%																																																																																											
C		0		0%																																																																																											
D		0	0	0%																																																																																											
E		0		0%																																																																																											
BOY'S VS GIRLS' PASSRATE (%)																																																																																															
BOYS		57%																																																																																													
GIRLS		43%																																																																																													
<table border="1"> <thead> <tr> <th colspan="3">OVERALL PERFORMANCE ANALYSIS</th> </tr> </thead> <tbody> <tr> <td>REGISTERED</td> <td>76</td> <td>100%</td> </tr> <tr> <td>SEATED</td> <td>76</td> <td>100%</td> </tr> <tr> <td>ABSENTEES</td> <td>0</td> <td>0%</td> </tr> <tr> <td>PASSED</td> <td>76</td> <td>100%</td> </tr> <tr> <td>FAILED</td> <td>0</td> <td>0%</td> </tr> <tr> <td>SCHOOL POSITION</td> <td colspan="2" style="text-align: center;">6</td> </tr> <tr> <td>TOTAL SCHOOLS</td> <td colspan="2" style="text-align: center;">63</td> </tr> </tbody> </table>						OVERALL PERFORMANCE ANALYSIS			REGISTERED	76	100%	SEATED	76	100%	ABSENTEES	0	0%	PASSED	76	100%	FAILED	0	0%	SCHOOL POSITION	6		TOTAL SCHOOLS	63																																																																			
OVERALL PERFORMANCE ANALYSIS																																																																																															
REGISTERED	76	100%																																																																																													
SEATED	76	100%																																																																																													
ABSENTEES	0	0%																																																																																													
PASSED	76	100%																																																																																													
FAILED	0	0%																																																																																													
SCHOOL POSITION	6																																																																																														
TOTAL SCHOOLS	63																																																																																														

INDEX	NAME	SEX	MATHEMATICS		KISWAHILI		ENGLISH		SCIENCE		SOCIAL STUDIES		CIVIC & MORAL		TOTAL	AVERAGE	OVR GRADE	SCH POSITION	OVERALL POSITION
1	ISACK SADOT GEORGE	M	46	A	50	A	48	A	48	A	46	A	46	A	284	47	A	1	200
2	JOVIN EMMANUEL KASIAN	M	46	A	50	A	46	A	48	A	44	A	44	A	278	46	A	2	379.5
3	ANGEL MAXIMILIAN MRINGO	F	48	A	48	A	46	A	48	A	44	A	42	A	276	46	A	4	442
4	MERCY ROBERT KAMGISHA	F	46	A	48	A	44	A	48	A	48	A	42	A	276	46	A	4	442
5	BRIGHTON WATSON JOHN	M	50	A	48	A	42	A	48	A	44	A	42	A	274	46	A	6	512.5
6	JONSON EXERIENCE MROSSO	M	48	A	48	A	46	A	42	A	46	A	44	A	274	46	A	6	512.5
7	ANGEL GABRIEL LUHALA	F	50	A	46	A	50	A	46	A	42	A	38	B	272	45	A	8	596
8	ROZINI GILMAN MLAKI	F	44	A	48	A	48	A	48	A	42	A	42	A	272	45	A	8	596
9	DANIEL FERDINAND KITALULA	M	45	A	50	A	46	A	42	A	44	A	44	A	271	45	A	9	641.5
10	LEVIS ISSAH MKUMBO	F	42	A	50	A	46	A	48	A	42	A	42	A	270	45	A	11	686.5
11	MILLER TULISINDO RASHID	F	44	A	48	A	46	A	46	A	46	A	40	B	270	45	A	11	686.5
12	NASRA KAREEM MLINGA	F	46	A	42	A	44	A	48	A	46	A	42	A	268	45	A	12	770
13	BEATRICE FREDRIC WILSON	F	42	A	50	A	48	A	44	A	44	A	38	B	266	44	A	14	866
14	GLORY GOODLUCK KAMUGISHA	F	46	A	50	A	48	A	42	A	42	A	38	B	266	44	A	14	866
15	FREEMAN EDWARD KINABO	F	44	A	48	A	48	A	44	A	42	A	38	B	264	44	A	16	959
16	JENSEN ERASTO KALUNDE	M	44	A	48	A	48	A	48	A	36	B	40	B	264	44	A	16	959
17	EMMANUEL SAMSON MMARY	M	44	A	50	A	47	A	42	A	48	A	32	B	263	44	A	17	1008
18	GODBLESS GODWIN KIMATH	F	40	B	46	A	50	A	40	B	42	A	44	A	262	44	A	19	1053
19	GODRICK GASTON MTEWELE	M	48	A	48	A	44	A	44	A	42	A	36	B	262	44	A	19	1053
20	LEAH WILLIAM MASSERI	F	48	A	48	A	43	A	34	B	46	A	42	A	261	44	A	20	1099.5
21	CARENY STANLEY DIMOSSO	F	44	A	48	A	46	A	44	A	42	A	36	B	260	43	A	22	1150
22	KELICIA GUYDON CHIWALO	M	40	B	50	A	46	A	38	B	46	A	40	B	260	43	A	22	1150

INDEX	NAME	SEX	MATHEMATICS		KISWAHILI		ENGLISH		SCIENCE		SOCIAL STUDIES		CIVIC & MORAL		TOTAL	AVERAGE	OVR GRADE	SCH POSITION	OVERALL POSITION
23	PRAISE PETRO TUARIRA	M	40	B	50	A	42	A	44	A	42	A	42	A	260	43	A	22	1150
24	ANGELINA JOVIN MPAGIKE	F	44	A	46	A	48	A	42	A	38	B	40	B	258	43	A	25	1241.5
25	GOODLUCK SHEDRACK JOSEPH	M	42	A	48	A	48	A	44	A	38	B	38	B	258	43	A	25	1241.5
26	NOELA PROTSI TESHA	F	46	A	48	A	48	A	38	B	44	A	34	B	258	43	A	25	1241.5
27	ELIZABETH BURTON KILIPAMWAM	F	38	B	46	A	48	A	40	B	46	A	38	B	256	43	A	29	1348.5
28	GLORY ROBERT KAJI	F	46	A	48	A	42	A	42	A	44	A	34	B	256	43	A	29	1348.5
29	LUCKYMERCY YONAZI PANDUKA	M	36	B	48	A	48	A	48	A	36	B	40	B	256	43	A	29	1348.5
30	STELLAH ENYORAT COSTANTINE	F	42	A	48	A	48	A	38	B	48	A	32	B	256	43	A	29	1348.5
31	ANTONY DEOGRATIUS MWANAME	M	48	A	48	A	46	A	44	A	34	B	34	B	254	42	A	34	1465
32	FAITH NGOWI NDIKUMANA	M	36	B	46	A	48	A	48	A	38	B	38	B	254	42	A	34	1465
33	JACKSON MWITA WAMBURA	M	44	A	48	A	42	A	40	B	42	A	38	B	254	42	A	34	1465
34	JAMES JULIUS NYEKOBE	M	48	A	46	A	48	A	44	A	34	B	34	B	254	42	A	34	1465
35	PROTAS AUGUSTINO LYIMO	M	42	A	48	A	44	A	46	A	42	A	32	B	254	42	A	34	1465
36	RUTHPHEAR SELEMAN RAJAB	F	46	A	50	A	48	A	36	B	38	B	36	B	254	42	A	34	1465
37	JEDEDIAH DANIEL EMMANUEL	F	44	A	44	A	43	A	40	B	46	A	36	B	253	42	A	38	1533.5
38	SANIA MUDIR JUMA	F	44	A	50	A	43	A	36	B	46	A	34	B	253	42	A	38	1533.5
39	DEVIS MENGI AKANIWA	M	40	B	48	A	46	A	40	B	46	A	32	B	252	42	A	41	1587.5
40	EMILIAN PERFECT TAIRO	M	46	A	50	A	44	A	40	B	40	B	32	B	252	42	A	41	1587.5
41	GLADNESS ADON NKYA	M	44	A	50	A	46	A	32	B	40	B	40	B	252	42	A	41	1587.5
42	HERI TWAKEBA MNEMWA	M	40	B	50	A	48	A	32	B	44	A	38	B	252	42	A	41	1587.5
43	SILAS ROBERT MBOZU	M	32	B	48	A	44	A	42	A	44	A	42	A	252	42	A	41	1587.5
44	MICHELLE MICHAEL KISENGE	M	44	A	42	A	46	A	36	B	46	A	36	B	250	42	A	45	1685

INDEX	NAME	SEX	MATHEMATICS		KISWAHILI		ENGLISH		SCIENCE		SOCIAL STUDIES		CIVIC & MORAL		TOTAL	AVERAGE	OVR GRADE	SCH POSITION	OVERALL POSITION
45	PRINCE DAVID KONZO	F	46	A	44	A	48	A	42	A	38	B	32	B	250	42	A	45	1685
46	SAMEER HAMIDU SIMBANO	M	46	A	48	A	38	B	38	B	42	A	38	B	250	42	A	45	1685
47	MICHAEL HERI TEMU	F	46	A	48	A	46	A	38	B	36	B	34	B	248	41	A	47	1792
48	MARTHA HANCE MAPUNDA	F	42	A	46	A	42	A	44	A	34	B	38	B	246	41	A	48	1892
49	SAMWEL HILARY KILARYO	M	42	A	48	A	43	A	38	B	36	B	38	B	245	41	A	49	1951
50	PASTORELIA JOSHUA ELIAS	F	40	B	48	A	44	A	38	B	38	B	36	B	244	41	A	52	2009.5
51	SWABRA BAKARI MWALIMU	F	36	B	48	A	42	A	38	B	44	A	36	B	244	41	A	52	2009.5
52	THOMAN PETER NAYINGO	M	36	B	46	A	42	A	36	B	46	A	38	B	244	41	A	52	2009.5
53	ZULPHAT MIKIDADI MPISHI	F	44	A	50	A	42	A	42	A	34	B	32	B	244	41	A	52	2009.5
54	BRIGHTON BELINGTONE MARIKI	M	34	B	50	A	40	B	40	B	40	B	38	B	242	40	B	55	2123
55	HASHIMU AHMED JUMA	M	42	A	50	A	46	A	46	A	26	C	32	B	242	40	B	55	2123
56	NOELA GERVAS SIMFUKWE	M	48	A	48	A	42	A	40	B	38	B	26	C	242	40	B	55	2123
57	ERICK TROFIMI MUSHI	M	44	A	48	A	44	A	32	B	38	B	34	B	240	40	B	57	2237.5
58	SIMON MYONGA MKUMBO	M	42	A	46	A	43	A	32	B	42	A	34	B	239	40	B	58	2296.5
59	VANESSA GERALD KIBAGO	M	34	B	50	A	42	A	34	B	38	B	40	B	238	40	B	59	2351
60	EZEKIEL ENOCK TEMBA	M	36	B	50	A	44	A	32	B	42	A	32	B	236	39	B	61	2455.5
61	MUNIRA MOHAMED MTENYA	M	38	B	46	A	44	A	48	A	32	B	28	C	236	39	B	61	2455.5
62	RACHEL EZEKIEL MAHANYU	F	38	B	46	A	44	A	32	B	36	B	38	B	234	39	B	62	2557
63	ABDULKARIMU ABDALAH KUNGUC	M	40	B	46	A	32	B	42	A	36	B	36	B	232	39	B	65	2661.5
64	ETHAN AHAMED HATMAN	M	46	A	40	B	46	A	32	B	34	B	34	B	232	39	B	65	2661.5
65	GIFTSON BARIKI MREMA	M	44	A	44	A	42	A	32	B	36	B	34	B	232	39	B	65	2661.5
66	GODFREY BATHOLOMEO JEREMIAH	M	32	B	50	A	48	A	34	B	34	B	34	B	232	39	B	65	2661.5

INDEX	NAME	SEX	MATHEMATICS		KISWAHILI		ENGLISH		SCIENCE		SOCIAL STUDIES		CIVIC & MORAL		TOTAL	AVERAGE	OVR GRADE	SCH POSITION	OVERALL POSITION
67	ERICK GODREY NKWERA	M	32	B	50	A	43	A	36	B	32	B	38	B	231	38	B	67	2727.5
68	MUBARAKA MAULIDY NGAIWA	M	44	A	48	A	46	A	36	B	26	C	30	C	230	38	B	68	2768
69	ABDUL KARIM MASHIMBA	M	36	B	40	B	42	A	32	B	44	A	32	B	226	38	B	70	2962.5
70	BRIGHTHE KINGOLOKELE JUNGU	F	34	B	46	A	44	A	36	B	34	B	32	B	226	38	B	70	2962.5
71	FAITH ONESAELI MUNUO	F	44	A	44	A	34	B	36	B	34	B	34	B	226	38	B	70	2962.5
72	IDRISA MIRAJI CHOMOKA	M	36	B	44	A	42	A	34	B	32	B	34	B	222	37	B	73	3183
73	LATOYA ROBERT DULLE	F	36	B	43	A	37	B	32	B	40	B	34	B	222	37	B	73	3183
74	GLORY MPONJOLI SIBONIKE	F	32	B	42	A	42	A	36	B	34	B	34	B	220	37	B	74	3277
75	DAMIAN REGNALD WAZIRI	M	30	C	44	A	34	B	36	B	28	C	32	B	204	34	B	75	4114
76	STANLEY LUCKBORN MANDOWA	M	26	C	44	A	40	B	38	B	24	C	26	C	198	33	B	76	4382.5