
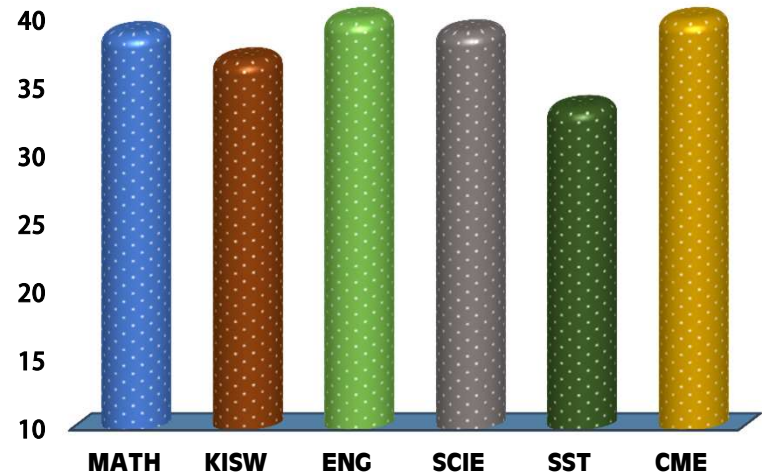
	<h1 style="margin:0;">PRECIOUS</h1>	
REGION: ARUSHA	SCHOOL AVERAGE:	38.8
DISTRICT: ARUSHA		
SUBJECT AND GRADE PERFORMANCE ANALYSIS		

SUBJECT RANKING			
ENGLISH	44.0	88%	1
CIVIC AND MORAL EDUCATION	40.2	80%	2
SCIENCE	39.1	78%	3
MATHEMATICS	39.0	78%	4
KISWAHILI	37.1	74%	5
SOCIAL STUDIES	33.6	67%	6

SUBJECT GRADE ANALYSIS					
SUBJECT/GRADE	A	B	C	D	F
MATHEMATICS	15	22	2	0	0
KISWAHILI	3	36	0	0	0
ENGLISH	33	6	0	0	0
SCIENCE	17	22	0	0	0
SOCIAL STUDIES	4	23	12	0	0
CIVIC AND MORAL	18	21	0	0	0



OVERALL GRADE ANALYSIS			
A	12	39	15%
B	27		33%
C	0		0%
D	0		0%
F	0		0%

CHART SUBJECT ANALYSIS



MATH	KISW	ENG	SCIE	SST	CME
------	------	-----	------	-----	-----

BOYS VS GIRLS PERFORMANCE

	SAT		SAT	TOTAL
	21		18	39
40%		38%		

SEATED	39	100%
ABSENTEES	0	0%
PASSED	39	100%
FAILED	0	0%

NO	NAME	SEX	MATH		KISW		ENG		SCI		SST		CME		TOTAL	AVG	GRADE	POS
1	DAVID ANEURIN LEMA	M	40	B	39	B	47	A	44	A	43	A	40	B	253	42.2	A	1.5
2	RICHARD ZACHARIA MBISE	M	46	A	37	B	44	A	46	A	38	B	42	A	253	42.2	A	1.5
3	JOAN PETER MAFIE	F	44	A	39	B	45	A	45	A	36	B	43	A	252	42.0	A	3
4	PATRICK ABEL NNKO	M	44	A	35	B	44	A	46	A	41	A	41	A	251	41.8	A	4
5	UPENDO ISMAIL MUNGURE	F	47	A	43	A	45	A	41	A	36	B	37	B	249	41.5	A	5
6	DORCAS RICHARD KILEO	F	41	A	41	A	47	A	45	A	35	B	38	B	247	41.2	A	6.5
7	RASHAIN RAMADHAN KATETA	M	46	A	37	B	47	A	46	A	31	B	40	B	247	41.2	A	6.5
8	CLAYTON CHRISTOPHER HAMARO	M	38	B	38	B	46	A	43	A	41	A	40	B	246	41.0	A	8
9	DERICK ELIA NREMA	M	37	B	37	B	48	A	38	B	40	B	45	A	245	40.8	A	9
10	MICHAEL ADIELI NANYARO	M	40	B	36	B	46	A	40	B	36	B	46	A	244	40.7	A	10
11	DAVID DANIEL MIRISHO	M	38	B	35	B	46	A	44	A	38	B	42	A	243	40.5	A	12
12	SAMWEL PAUL SIFAEI	M	34	B	40	B	48	A	42	A	34	B	45	A	243	40.5	A	12
13	YVONE ISAVAFO MBISE	F	43	A	40	B	45	A	44	A	30	C	40	B	242	40.3	B	13
14	JOHNSON ERASTO MUNGURE	M	42	A	38	B	45	A	42	A	34	B	40	B	241	40.2	B	14
15	KAPOSHI LEINA LOMAYANI	M	44	A	37	B	45	A	41	A	30	C	43	A	240	40.0	B	15
16	KENNEDY PETER LUGENDO	M	40	B	39	B	45	A	42	A	30	C	43	A	239	39.8	B	16
17	AGNES NDETAULO MUNGURE	F	36	B	39	B	45	A	39	B	38	B	41	A	238	39.7	B	17
18	LEWIS LEONARD SHAYO	M	37	B	42	A	44	A	38	B	38	B	38	B	237	39.5	B	18
19	BARAKA TILITO MOYO	M	36	B	38	B	42	A	37	B	44	A	38	B	235	39.2	B	19
20	CAROLINE DAVID MAFIE	F	36	B	38	B	42	A	41	A	33	B	42	A	232	38.7	B	20
21	EBENEZER AMOSI MSENGI	M	30	C	38	B	41	A	41	A	39	B	42	A	231	38.5	B	22
22	MARGRETH GABRIEL DAHAYE	F	42	A	37	B	46	A	32	B	32	B	42	A	231	38.5	B	22
23	JANETH JOHN MKANDA	F	43	A	40	B	42	A	43	A	26	C	35	B	229	38.2	B	23
24	EMMANUEL LEONARD HAYUMA	M	36	B	35	B	43	A	33	B	37	B	44	A	228	38.0	B	24
25	IZACK ABRAHAM KITOMARY	M	39	B	33	B	44	A	37	B	34	B	40	B	227	37.8	B	25

NO	NAME	SEX	MATH		KISW		ENG		SCI		SST		CME		TOTAL	AVG	GRADE	POS
26	JACKSON PEZUEL MMBAGA	M	46	A	33	B	40	B	40	B	30	C	35	B	224	37.3	B	27
27	LULU ROBERT AYO	F	33	B	37	B	45	A	36	B	32	B	41	A	224	37.3	B	27
28	DOREEN KANANKIRA MAPHIE	F	32	B	37	B	46	A	39	B	34	B	35	B	223	37.2	B	28
29	AARON ANGELOUS THOMAS	M	40	B	33	B	47	A	36	B	27	C	39	B	222	37.0	B	29
30	GLORY JAIRO ATAULWA	F	36	B	34	B	45	A	35	B	31	B	40	B	221	36.8	B	31
31	GLORY JAMES KINGA	F	42	A	35	B	42	A	33	B	29	C	40	B	221	36.8	B	31
32	BARAKA ELIPOKEA GODLOVE	M	32	B	38	B	46	A	34	B	35	B	35	B	220	36.7	B	33
33	CAREEN TUMAINI KOMBE	F	40	B	36	B	40	B	32	B	31	B	41	A	220	36.7	B	33
34	SABRINA ERICK MSUYA	F	44	A	36	B	39	B	37	B	24	C	38	B	218	36.3	B	35
35	ELIZABETH DAVID MAGWIZA	F	36	B	40	B	43	A	31	B	27	C	41	A	218	36.3	B	35
36	PEACE HUMPHREY JOHN	F	44	A	33	B	39	B	35	B	24	C	40	B	215	35.8	B	36
37	NOELA ELIBARIKI MUNGURE	F	34	B	35	B	42	A	31	B	30	C	42	A	214	35.7	B	37
38	BERTHA SAMWEL MALISA	F	34	B	33	B	40	B	36	B	32	B	35	B	210	35.0	B	38
39	PETER AYUBU AYO	M	28	C	34	B	39	B	40	B	29	C	38	B	208	34.7	B	39