
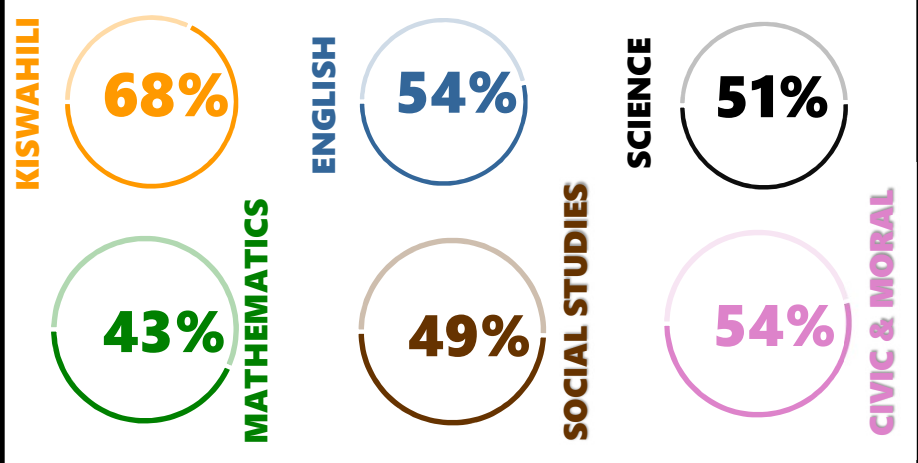

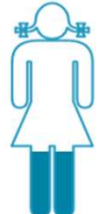




		RASASEI																																																																																													
REGION: DODOMA		SCHOOL AVERAGE	159.2	BAND																																																																																											
DISTRICT: DODOMA				CATEGORY		5 BELOW 40																																																																																									
SUBJECT PERFORMANCE ANALYSIS																																																																																															
<table border="1"> <thead> <tr> <th>SUBJECT NAME</th> <th>AVG</th> <th>%</th> <th>RNK</th> </tr> </thead> <tbody> <tr><td>KISWAHILI</td><td>33.8</td><td>68%</td><td>1</td></tr> <tr><td>CIVIC & MORAL</td><td>26.9</td><td>54%</td><td>2</td></tr> <tr><td>ENGLISH</td><td>26.8</td><td>54%</td><td>3</td></tr> <tr><td>SCIENCE</td><td>25.3</td><td>51%</td><td>4</td></tr> <tr><td>SOCIAL STUDIES</td><td>24.7</td><td>49%</td><td>5</td></tr> <tr><td>MATHEMATICS</td><td>21.7</td><td>43%</td><td>6</td></tr> <tr> <th>BOYS/GIRLS PASS RATE</th> <th>STD</th> <th>AVG</th> <th>%</th> </tr> <tr><td>BOYS</td><td>4</td><td>0.70</td><td>70%</td></tr> <tr><td>GIRLS</td><td>2</td><td>0.30</td><td>30%</td></tr> </tbody> </table>		SUBJECT NAME	AVG	%	RNK	KISWAHILI	33.8	68%	1	CIVIC & MORAL	26.9	54%	2	ENGLISH	26.8	54%	3	SCIENCE	25.3	51%	4	SOCIAL STUDIES	24.7	49%	5	MATHEMATICS	21.7	43%	6	BOYS/GIRLS PASS RATE	STD	AVG	%	BOYS	4	0.70	70%	GIRLS	2	0.30	30%	 <p>Infographic showing subject performance percentages: Kiswahili (68%), English (54%), Science (51%), Mathematics (43%), Social Studies (49%), and Civic & Moral (54%).</p>																																																					
SUBJECT NAME	AVG	%	RNK																																																																																												
KISWAHILI	33.8	68%	1																																																																																												
CIVIC & MORAL	26.9	54%	2																																																																																												
ENGLISH	26.8	54%	3																																																																																												
SCIENCE	25.3	51%	4																																																																																												
SOCIAL STUDIES	24.7	49%	5																																																																																												
MATHEMATICS	21.7	43%	6																																																																																												
BOYS/GIRLS PASS RATE	STD	AVG	%																																																																																												
BOYS	4	0.70	70%																																																																																												
GIRLS	2	0.30	30%																																																																																												
<table border="1"> <thead> <tr> <th colspan="6">GRADE ANALYSIS SUMMARY</th> </tr> <tr> <th>SUBJECT NAME/GRADE</th> <th>A</th> <th>B</th> <th>C</th> <th>D</th> <th>E</th> </tr> </thead> <tbody> <tr><td>MATHEMATICS</td><td>0</td><td>0</td><td>4</td><td>2</td><td>0</td></tr> <tr><td>KISWAHILI</td><td>0</td><td>5</td><td>1</td><td>0</td><td>0</td></tr> <tr><td>ENGLISH</td><td>0</td><td>1</td><td>5</td><td>0</td><td>0</td></tr> <tr><td>SCIENCE</td><td>0</td><td>0</td><td>6</td><td>0</td><td>0</td></tr> <tr><td>SOCIAL STUDIES</td><td>0</td><td>0</td><td>5</td><td>1</td><td>0</td></tr> <tr><td>CIVIC AND MORAL</td><td>0</td><td>1</td><td>3</td><td>1</td><td>0</td></tr> <tr> <th>OVERALL GRADE ANALYSIS</th> <th>NO.</th> <th>SEATED</th> <th colspan="3">%</th> </tr> <tr><td>A</td><td>0</td><td rowspan="3">6</td><td colspan="3">0%</td></tr> <tr><td>B</td><td>1</td><td colspan="3">17%</td></tr> <tr><td>C</td><td>5</td><td colspan="3">83%</td></tr> <tr><td>D</td><td>0</td><td rowspan="2">0</td><td colspan="3">0%</td></tr> <tr><td>E</td><td>0</td><td colspan="3">0%</td></tr> </tbody> </table>			GRADE ANALYSIS SUMMARY						SUBJECT NAME/GRADE	A	B	C	D	E	MATHEMATICS	0	0	4	2	0	KISWAHILI	0	5	1	0	0	ENGLISH	0	1	5	0	0	SCIENCE	0	0	6	0	0	SOCIAL STUDIES	0	0	5	1	0	CIVIC AND MORAL	0	1	3	1	0	OVERALL GRADE ANALYSIS	NO.	SEATED	%			A	0	6	0%			B	1	17%			C	5	83%			D	0	0	0%			E	0	0%			<table border="1"> <thead> <tr> <th colspan="3">BOY'S VS GIRLS' PASSRATE (%)</th> </tr> </thead> <tbody> <tr> <td>BOYS</td> <td></td> <td>70%</td> </tr> <tr> <td>GIRLS</td> <td></td> <td>30%</td> </tr> </tbody> </table>			BOY'S VS GIRLS' PASSRATE (%)			BOYS		70%	GIRLS		30%
GRADE ANALYSIS SUMMARY																																																																																															
SUBJECT NAME/GRADE	A	B	C	D	E																																																																																										
MATHEMATICS	0	0	4	2	0																																																																																										
KISWAHILI	0	5	1	0	0																																																																																										
ENGLISH	0	1	5	0	0																																																																																										
SCIENCE	0	0	6	0	0																																																																																										
SOCIAL STUDIES	0	0	5	1	0																																																																																										
CIVIC AND MORAL	0	1	3	1	0																																																																																										
OVERALL GRADE ANALYSIS	NO.	SEATED	%																																																																																												
A	0	6	0%																																																																																												
B	1		17%																																																																																												
C	5		83%																																																																																												
D	0	0	0%																																																																																												
E	0		0%																																																																																												
BOY'S VS GIRLS' PASSRATE (%)																																																																																															
BOYS		70%																																																																																													
GIRLS		30%																																																																																													
<table border="1"> <thead> <tr> <th colspan="3">OVERALL PERFORMANCE ANALYSIS</th> </tr> </thead> <tbody> <tr><td>REGISTERED</td><td>6</td><td>100%</td></tr> <tr><td>SEATED</td><td>6</td><td>100%</td></tr> <tr><td>ABSENTEES</td><td>0</td><td>0%</td></tr> <tr><td>PASSED</td><td>6</td><td>100%</td></tr> <tr><td>FAILED</td><td>0</td><td>0%</td></tr> <tr><td>SCHOOL POSITION</td><td colspan="2">4</td></tr> <tr><td>TOTAL SCHOOLS</td><td colspan="2">4</td></tr> </tbody> </table>						OVERALL PERFORMANCE ANALYSIS			REGISTERED	6	100%	SEATED	6	100%	ABSENTEES	0	0%	PASSED	6	100%	FAILED	0	0%	SCHOOL POSITION	4		TOTAL SCHOOLS	4																																																																			
OVERALL PERFORMANCE ANALYSIS																																																																																															
REGISTERED	6	100%																																																																																													
SEATED	6	100%																																																																																													
ABSENTEES	0	0%																																																																																													
PASSED	6	100%																																																																																													
FAILED	0	0%																																																																																													
SCHOOL POSITION	4																																																																																														
TOTAL SCHOOLS	4																																																																																														

INDEX	NAME	SEX	MATHEMATICS		KISWAHILI		ENGLISH		SCIENCE		SOCIAL STUDIES		CIVIC & MORAL		TOTAL	AVERAGE	OVR GRADE	SCH POSITION	OVERALL POSITION
1	ANDREW AUGUSTINO KILEO	M	28	C	39	B	35	B	28	C	30	C	33	B	193	32	B	1	87
2	ANUARY YUSUPH YAHYA	M	25	C	35	B	28	C	25	C	29	C	32	B	174	29	C	2	116.5
3	PRECIOUS DANIEL ZENDA	F	21	C	38	B	25	C	25	C	23	C	27	C	159	27	C	3	133
4	ABDULKAREEM SALUM	M	23	C	32	B	27	C	25	C	22	C	26	C	155	26	C	4	136.5
5	JOSEPH SYLIVERSTER MSINDO	M	16	D	28	C	23	C	26	C	25	C	26	C	144	24	C	5	144
6	FURAHA FREDRICK MALENGO	F	17	D	31	B	23	C	23	C	19	D	17	D	130	22	C	6	145