


	<h1 style="margin:0;">RASASEI</h1>	
REGION: DODOMA	SCHOOL AVERAGE: 22.8	DISTRICT: DODOMA
SUBJECT AND GRADE PERFORMANCE ANALYSIS		

SUBJECT RANKING			
ENGLISH	29.7	59%	1
KISWAHILI	25.4	51%	2
CIVIC AND MORAL EDUCATION	23.9	48%	3
SOCIAL STUDIES	23.3	47%	4
SCIENCE	21.0	42%	5
MATHEMATICS	13.3	27%	6

SUBJECT GRADE ANALYSIS					
SUBJECT/GRADE	A	B	C	D	F
MATHEMATICS	0	0	1	5	0
KISWAHILI	0	0	6	1	0
ENGLISH	0	4	2	1	0
SCIENCE	0	0	5	2	0
SOCIAL STUDIES	0	1	4	2	0
CIVIC AND MORAL	0	3	1	3	0

OVERALL GRADE ANALYSIS			
A	0	7	0%
B	0		0%
C	5		6%
D	2		2%
F	0		0%

CHART SUBJECT ANALYSIS						
40						
35						
30						
25						
20						
15						
10						
	MATH	KISW	ENG	SCIE	SST	CME

BOYS VS GIRLS PERFORMANCE				
	SAT		SAT	TOTAL
	3		4	7
27%		19%		

SEATED	7	100%
ABSENTEES	0	0%
PASSED	5	71%
FAILED	2	29%

NO	NAME	SEX	MATH		KISW		ENG		SCI		SST		CME		TOTAL	AVG	GRADE	POS
1	ASWILE HEBRON KIPIKO	M	21	C	28	C	39	B	22	C	36	B	35	B	181	30.2	C	1
2	ABDULIKAREEM SALUM RAJABU	M	16	D	27	C	34	B	23	C	26	C	33	B	159	26.5	C	2
3	ANUARY YUSUPH YAHAYA	M	14	D	26	C	35	B	24	C	23	C	32	B	154	25.7	C	3
4	SABRINA MUSSA KIKUYU	F	14	D	29	C	25	C	21	C	22	C	24	C	135	22.5	C	4
5	ELIZABETH REUBEN NGAILO	F	11	D	24	C	33	B	21	C	21	C	17	D	127	21.2	C	5
6	LIGHTNESS JOHN MGAYA	F	11	D	25	C	27	C	18	D	18	D	15	D	114	19.0	D	6
7	JACKLINE GODRICK FEDRICK	F	6	E	19	D	15	D	18	D	17	D	11	D	86	14.3	D	7