








	<h1 style="margin:0;">RORYA</h1>	
REGION: MWANZA	SCHOOL AVERAGE: 43.0	DISTRICT: MWANZA
SUBJECT AND GRADE PERFORMANCE ANALYSIS		

SUBJECT RANKING			
SOCIAL STUDIES	46.2	92%	1
CIVIC AND MORAL EDUCATION	44.5	89%	2
ENGLISH	44.0	88%	3
SCIENCE	42.7	85%	4
MATHEMATICS	40.6	81%	5
KISWAHILI	39.7	79%	6

SUBJECT GRADE ANALYSIS					
SUBJECT/GRADE	A	B	C	D	F
MATHEMATICS	22	19	0	0	0
KISWAHILI	21	19	1	0	0
ENGLISH	40	1	0	0	0
SCIENCE	37	4	0	0	0
SOCIAL STUDIES	41	0	0	0	0
CIVIC AND MORAL	37	4	0	0	0

OVERALL GRADE ANALYSIS			
A	40	41	49%
B	1		1%
C	0		0%
D	0		0%
F	0		0%

CHART SUBJECT ANALYSIS						
40	35	30	25	20	15	10
						
MATH	KISW	ENG	SCIE	SST	CME	

BOYS VS GIRLS PERFORMANCE				
	SAT		SAT	TOTAL
	28		13	41
43%		42%		

SEATED	41	100%
ABSENTEES	0	0%
PASSED	41	100%
FAILED	0	0%

NO	NAME	SEX	MATH		KISW		ENG		SCI		SST		CME		TOTAL	AVG	GRADE	POS
1	JAVAN NASHON ELIAS	M	47	A	42	A	47	A	44	A	49	A	45	A	274	45.7	A	1
2	DANIEL SOSPETER KABONGO	M	47	A	42	A	46	A	44	A	48	A	46	A	273	45.5	A	2
3	GIDEON SAYI KUMALIJA	M	47	A	42	A	45	A	44	A	47	A	44	A	269	44.8	A	3.5
4	AZARIA JAMES	M	47	A	41	A	44	A	43	A	47	A	47	A	269	44.8	A	3.5
5	ACLAY MACHELE LUBENGO	M	41	A	40	B	47	A	45	A	48	A	47	A	268	44.7	A	5
6	JOSHUA JOHN OBWORO	M	41	A	45	A	46	A	42	A	47	A	46	A	267	44.5	A	6.5
7	GRACE CHIRONGO BITA	F	43	A	41	A	44	A	44	A	48	A	47	A	267	44.5	A	6.5
8	JACKSON WILSON CHARLES	M	45	A	43	A	42	A	44	A	48	A	43	A	265	44.2	A	8.5
9	VICTOR TUMSIFU LEMA	M	43	A	43	A	46	A	45	A	41	A	47	A	265	44.2	A	8.5
10	GODWIN GERALD ZACHWA	M	41	A	43	A	44	A	44	A	48	A	44	A	264	44.0	A	10.5
11	EUPHEMIA PETER MALIBATE	F	43	A	42	A	45	A	44	A	44	A	46	A	264	44.0	A	10.5
12	BARAKA JUMA MANAMBA	M	44	A	39	B	46	A	42	A	47	A	45	A	263	43.8	A	12
13	STANSLAUS MAULI MUYENJWA	M	41	A	39	B	47	A	42	A	47	A	46	A	262	43.7	A	14
14	ESTHER COSTA BWAIRA	F	41	A	41	A	43	A	44	A	48	A	45	A	262	43.7	A	14
15	UPENDO BUTOGWA MANUMBU	F	41	A	45	A	43	A	41	A	47	A	45	A	262	43.7	A	14
16	EMMANUEL TIMOTH ENOS	M	39	B	44	A	42	A	44	A	47	A	45	A	261	43.5	A	17.5
17	GOODLUCK BENARD HIPOLITY	M	41	A	40	B	44	A	43	A	48	A	45	A	261	43.5	A	17.5
18	LUCAS BENARD MADUHU	M	39	B	45	A	45	A	41	A	46	A	45	A	261	43.5	A	17.5
19	MARTINE SWEETBERT KASSOSA	M	39	B	41	A	44	A	42	A	48	A	47	A	261	43.5	A	17.5
20	GEOFREY ENOS OCHIENG'	M	41	A	43	A	43	A	40	B	48	A	45	A	260	43.3	A	20
21	PATRICK PRUDENS RWEKUNDA	M	41	A	42	A	43	A	39	B	48	A	46	A	259	43.2	A	21.5
22	SAMWEL RICHARD RUGALABAMU	M	39	B	39	B	45	A	43	A	48	A	45	A	259	43.2	A	21.5
23	DANIEL CHACHA MAKANGA	M	36	B	41	A	44	A	44	A	47	A	46	A	258	43.0	A	23
24	ISAYA JUMANNE WAMBURA	M	39	B	38	B	46	A	43	A	47	A	44	A	257	42.8	A	24.5
25	FARAJA PETER MACHIBYA	F	41	A	43	A	41	A	42	A	47	A	43	A	257	42.8	A	24.5

NO	NAME	SEX	MATH		KISW		ENG		SCI		SST		CME		TOTAL	AVG	GRADE	POS
26	LEWIS BONIPHACE MATEMBA	M	37	B	43	A	41	A	43	A	44	A	47	A	255	42.5	A	26.5
27	WICKLIF ALPHONCE NYAPARA	M	37	B	37	B	44	A	42	A	48	A	47	A	255	42.5	A	26.5
28	LINA JAMES WEMBE	F	39	B	40	B	44	A	44	A	42	A	45	A	254	42.3	A	28
29	EMMANUEL IBRAHIM RYOBA	M	38	B	40	B	44	A	44	A	45	A	41	A	252	42.0	A	29
30	GODFREY KEVIN AJAJI	M	43	A	37	B	42	A	43	A	42	A	44	A	251	41.8	A	30.5
31	JOSHUA MILUMBE MATIKU	M	38	B	36	B	42	A	44	A	46	A	45	A	251	41.8	A	30.5
32	ALISTIDIA VEDASTO MTAYOBA	F	38	B	35	B	44	A	43	A	45	A	45	A	250	41.7	A	33.5
33	CELINE ISACK MBAKILE	F	39	B	37	B	43	A	40	B	47	A	44	A	250	41.7	A	33.5
34	GLORIA THADEO LUKWATA	F	37	B	36	B	45	A	43	A	45	A	44	A	250	41.7	A	33.5
41	JUDITH DANIEL PHILIPO	F	39	B	36	B	42	A	42	A	46	A	45	A	250	41.7	A	33.5
35	ERICK EDWIN SALUMU	M	37	B	32	B	44	A	42	A	45	A	47	A	247	41.2	A	36
36	EMMANUEL METHOD PASKAL	M	43	A	38	B	41	A	44	A	41	A	38	B	245	40.8	A	37
37	CHRISTOPHER ERICK MAGALE	M	37	B	39	B	45	A	39	B	47	A	37	B	244	40.7	A	39
38	FAITH PETER KILIMA	F	36	B	41	A	40	B	41	A	41	A	45	A	244	40.7	A	39
39	GIFT ASIIMWE MWIJAGE	F	39	B	34	B	44	A	42	A	46	A	39	B	244	40.7	A	39
40	ROSEMARY SEBASTIAN ATUTU	F	41	A	24	C	47	A	43	A	48	A	36	B	239	39.8	B	41