
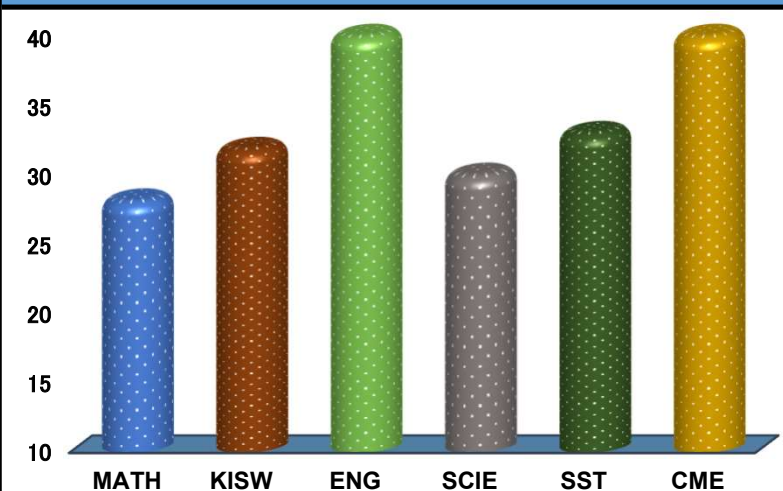
	<h1>SEASON</h1>	
REGION: DAR ES SALAAM	SCHOOL AVERAGE: 34.2	DISTRICT: UBUNGO
SUBJECT AND GRADE PERFORMANCE ANALYSIS		



SUBJECT RANKING			
ENGLISH	42.1	84%	1
CIVIC AND MORAL EDUCATION	40.0	80%	2
SOCIAL STUDIES	33.0	66%	3
KISWAHILI	31.9	64%	4
SCIENCE	30.0	60%	5
MATHEMATICS	28.1	56%	6

SUBJECT GRADE ANALYSIS					
SUBJECT/GRADE	A	B	C	D	F
MATHEMATICS	0	4	3	0	0
KISWAHILI	0	5	2	0	0
ENGLISH	6	1	0	0	0
SCIENCE	0	3	4	0	0
SOCIAL STUDIES	0	7	0	0	0
CIVIC AND MORAL	3	4	0	0	0

OVERALL GRADE ANALYSIS			
A	0	7	0%
B	7		9%
C	0		0%
D	0		0%
F	0		0%

CHART SUBJECT ANALYSIS



BOYS VS GIRLS PERFORMANCE				
	SAT		SAT	TOTAL
	4		3	7
35%		33%		

SEATED	7	100%
ABSENTEES	0	0%
PASSED	7	100%
FAILED	0	0%

NO	NAME	SEX	MATH		KISW		ENG		SCI		SST		CME		TOTAL	AVG	GRADE	POS
1	ELISHA CHARLES THOMAS	M	34	B	31	B	42	A	31	B	33	B	47	A	218	36.3	B	1
2	LOVELUCK S. HARUSHAMAGALA	F	32	B	36	B	43	A	27	C	37	B	41	A	216	36.0	B	2
3	GASPER STEPHEN MBINGE	M	32	B	31	B	43	A	35	B	33	B	40	B	214	35.7	B	3
4	BRAYTON GODFREY KIANGALA	M	32	B	35	B	44	A	32	B	31	B	34	B	208	34.7	B	4
5	GERALD FARAJA KALUWA	M	21	C	33	B	43	A	29	C	32	B	40	B	198	33.0	B	5
6	BRENDA SAMWEL MTUNDU	F	22	C	29	C	38	B	29	C	34	B	41	A	193	32.2	B	6
7	DORCAS MALAKI MMBAGA	F	24	C	28	C	42	A	27	C	31	B	37	B	189	31.5	B	7