
	<h1>SELENGA</h1>	
<b>REGION: NJOMBE</b>	<b>SCHOOL AVERAGE: 33.3</b>	<b>DISTRICT: NJOMBE</b>
<b>SUBJECT AND GRADE PERFORMANCE ANALYSIS</b>		

SUBJECT RANKING			
ENGLISH	38.9	78%	1
KISWAHILI	36.4	73%	2
CIVIC AND MORAL EDUCATION	35.6	71%	3
SCIENCE	30.5	61%	4
SOCIAL STUDIES	29.7	59%	5
MATHEMATICS	29.0	58%	6



SUBJECT GRADE ANALYSIS					
SUBJECT/GRADE	A	B	C	D	F
MATHEMATICS	2	5	15	2	0
KISWAHILI	2	20	2	0	0
ENGLISH	9	14	1	0	0
SCIENCE	0	13	11	0	0
SOCIAL STUDIES	0	9	15	0	0
CIVIC AND MORAL	2	21	1	0	0

OVERALL GRADE ANALYSIS			
A	0	<b>24</b>	0%
B	22		27%
C	2		2%
D	0		0%
F	0		0%

CHART SUBJECT ANALYSIS						
40						
35						
30						
25						
20						
15						
10						
	MATH	KISW	ENG	SCIE	SST	CME

BOYS VS GIRLS PERFORMANCE				
	<b>SAT</b>		<b>SAT</b>	<b>TOTAL</b>
	<b>13</b>		<b>11</b>	<b>24</b>
33%		33%		

SEATED	24	100%
ABSENTEES	0	0%
PASSED	24	100%
FAILED	0	0%

NO	NAME	SEX	MATH		KISW		ENG		SCI		SST		CME		TOTAL	AVG	GRADE	POS
1	JASTIN JOHN NGIMBUCHI	M	43	A	39	B	40	B	36	B	39	B	34	B	231	38.5	B	1.5
2	ZROPH HENRY MWAJOMBE	M	40	B	39	B	40	B	36	B	36	B	40	B	231	38.5	B	1.5
3	AGAPE EDSON MKAME	F	43	A	38	B	42	A	28	C	30	C	36	B	217	36.2	B	3
4	GODWIN PETER MAFILE	M	36	B	38	B	42	A	28	C	30	C	39	B	213	35.5	B	4
5	SAID RAMADHANI WAZIRI	M	23	C	36	B	42	A	36	B	34	B	41	A	212	35.3	B	5
6	ANNI AMOS MWAKABANA	F	31	B	41	A	45	A	27	C	28	C	38	B	210	35.0	B	6
7	PUDENSIANA WISTONE KIWANGA	F	31	B	38	B	39	B	32	B	30	C	37	B	207	34.5	B	7
8	CAREN RAPHAEL MINDE	F	28	C	33	B	36	B	32	B	31	B	44	A	204	34.0	B	8
9	HERIETH HERI KIWUYO	F	27	C	37	B	38	B	35	B	32	B	34	B	203	33.8	B	9
10	PAULO LAULENCE NGANILEVANU	M	29	C	41	A	44	A	27	C	27	C	30	C	198	33.0	B	11
11	HAPPYNESS RAJABU MATEMBO	F	29	C	38	B	42	A	31	B	25	C	33	B	198	33.0	B	11
12	LUSA LUSAYO MBOMA	M	27	C	34	B	42	A	31	B	32	B	31	B	197	32.8	B	12
13	FAUSTIN MAPINDUZI RUGE	M	27	C	39	B	41	A	27	C	22	C	40	B	196	32.7	B	14
14	NDINAWO STEVEN JOHN	F	28	C	34	B	44	A	33	B	24	C	33	B	196	32.7	B	14
15	ANORD DAMIAN MKINGA	M	25	C	36	B	36	B	31	B	30	C	37	B	195	32.5	B	16
16	FARAJA MADARAKA CHOTA	F	28	C	37	B	39	B	32	B	27	C	32	B	195	32.5	B	16
17	HASNATH ABDALLAH MABEWA	F	26	C	36	B	39	B	26	C	31	B	36	B	194	32.3	B	17
18	PREVER GODFREY MBILINYI	M	25	C	34	B	38	B	36	B	27	C	33	B	193	32.2	B	19
19	ELIZABETH DEFESI KIHOMBO	F	29	C	28	C	36	B	35	B	33	B	32	B	193	32.2	B	19
20	NASRI SAID MYOMBO	M	26	C	36	B	37	B	28	C	30	C	32	B	189	31.5	B	20
21	BRIGHTON ELISANTE MANASE	M	19	D	35	B	32	B	28	C	33	B	37	B	184	30.7	B	21
22	ZAINA HAMIS NGELLA	F	32	B	36	B	29	C	23	C	28	C	35	B	183	30.5	B	22
23	MAHAMUDU OMARY OMARY	M	23	C	30	C	38	B	30	C	25	C	36	B	182	30.3	C	23
24	ERICK ISAACK KIHOMWE	M	20	D	40	B	32	B	25	C	28	C	35	B	180	30.0	C	24