


		ST.ACHILLEUS																																											
REGION: KAGERA DISTRICT: MULEBA		SCHOOL AVERAGE		250.0																																									
				BAND																																									
				2																																									
				CATEGORY																																									
				ABOVE 40																																									
SUBJECT PERFORMANCE ANALYSIS																																													
<table border="1"> <thead> <tr> <th>SUBJECT NAME</th> <th>AVG</th> <th>%</th> <th>RNK</th> </tr> </thead> <tbody> <tr><td>ENGLISH</td><td>46.2</td><td>92%</td><td>1</td></tr> <tr><td>KISWAHILI</td><td>44.5</td><td>89%</td><td>2</td></tr> <tr><td>SOCIAL STUDIES</td><td>42.2</td><td>84%</td><td>3</td></tr> <tr><td>MATHEMATICS</td><td>40.6</td><td>81%</td><td>4</td></tr> <tr><td>SCIENCE</td><td>39.8</td><td>80%</td><td>5</td></tr> <tr><td>CIVIC & MORAL</td><td>36.7</td><td>73%</td><td>6</td></tr> <tr> <th>BOYS/GIRLS PASS RATE</th> <th>STD</th> <th>AVG</th> <th>%</th> </tr> <tr><td>BOYS</td><td>40</td><td>0.50</td><td>50%</td></tr> <tr><td>GIRLS</td><td>40</td><td>0.50</td><td>50%</td></tr> </tbody> </table>			SUBJECT NAME	AVG	%	RNK	ENGLISH	46.2	92%	1	KISWAHILI	44.5	89%	2	SOCIAL STUDIES	42.2	84%	3	MATHEMATICS	40.6	81%	4	SCIENCE	39.8	80%	5	CIVIC & MORAL	36.7	73%	6	BOYS/GIRLS PASS RATE	STD	AVG	%	BOYS	40	0.50	50%	GIRLS	40	0.50	50%			
SUBJECT NAME	AVG	%	RNK																																										
ENGLISH	46.2	92%	1																																										
KISWAHILI	44.5	89%	2																																										
SOCIAL STUDIES	42.2	84%	3																																										
MATHEMATICS	40.6	81%	4																																										
SCIENCE	39.8	80%	5																																										
CIVIC & MORAL	36.7	73%	6																																										
BOYS/GIRLS PASS RATE	STD	AVG	%																																										
BOYS	40	0.50	50%																																										
GIRLS	40	0.50	50%																																										
GRADE ANALYSIS SUMMARY																																													
SUBJECT NAME/GRADE	A	B	C	D	E																																								
MATHEMATICS	37	38	4	1	0																																								
KISWAHILI	72	8	0	0	0																																								
ENGLISH	72	7	1	0	0																																								
SCIENCE	39	32	9	0	0																																								
SOCIAL STUDIES	48	31	1	0	0																																								
CIVIC AND MORAL	17	51	11	0	0																																								
OVERALL GRADE ANALYSIS	NO.	SEATED	%																																										
A	52	80	65%																																										
B	27		34%																																										
C	1		1%																																										
D	0	0	0%																																										
E	0		0%																																										
BOY'S VS GIRLS' PASSRATE (%)																																													
BOYS		50%		GIRLS																																									
																																													
OVERALL PERFORMANCE ANALYSIS																																													
REGISTERED	80		100%																																										
SEATED	80		100%																																										
ABSENTEES	0		0%																																										
PASSED	80		100%																																										
FAILED	0		0%																																										
SCHOOL POSITION	7																																												
TOTAL SCHOOLS	63																																												

INDEX	NAME	SEX	MATHEMATICS		KISWAHILI		ENGLISH		SCIENCE		SOCIAL STUDIES		CIVIC & MORAL		TOTAL	AVERAGE	OVR GRADE	SCH POSITION	OVERALL POSITION
1	CASTUS LINUS CYRIL	M	50	A	48	A	50	A	48	A	48	A	42	A	286	48	A	2	149.5
2	PIUS MUSHUMBUS CHRIZOSTOM	M	50	A	48	A	50	A	46	A	46	A	46	A	286	48	A	2	149.5
3	ARON TUMWESIGE ADITIUS	M	50	A	48	A	48	A	48	A	46	A	42	A	282	47	A	3	257
4	IRINE DESDERY DOMISIAN	F	44	A	48	A	48	A	46	A	50	A	44	A	280	47	A	4	315.5
5	BENNO HILDEPHONCE RUKWELEI	M	50	A	46	A	50	A	46	A	44	A	40	B	276	46	A	6	442
6	PHILLIP SEVERINE PHILLIP	M	44	A	44	A	48	A	48	A	48	A	44	A	276	46	A	6	442
7	IMMACULATE KWEYENDA LAZAR	F	48	A	48	A	50	A	48	A	48	A	34	B	276	46	A	6	442
8	ELIPIDIUS ERASIMUS PAULO	M	46	A	48	A	50	A	42	A	46	A	42	A	274	46	A	10	512.5
9	GODWIN COSMAS MTEMBEI	M	46	A	48	A	48	A	46	A	46	A	40	B	274	46	A	10	512.5
10	JOEL MILTON RUTAMBUKA	M	50	A	44	A	46	A	50	A	46	A	38	B	274	46	A	10	512.5
11	MUGISHA VENUS CLAVERY	M	50	A	46	A	48	A	44	A	44	A	42	A	274	46	A	10	512.5
12	ROSEMARY DEOGRATIAS MADAL	F	38	B	46	A	50	A	50	A	48	A	42	A	274	46	A	10	512.5
13	ALISENIUS MULASHANI ALISTIDES	M	50	A	46	A	48	A	40	B	48	A	40	B	272	45	A	13	596
14	CLARENCE PASTORY MAGULU	M	48	A	46	A	50	A	40	B	46	A	40	B	270	45	A	16	686.5
15	COLONERY KAIZIREGE COSTANTII	M	48	A	48	A	48	A	40	B	46	A	40	B	270	45	A	16	686.5
16	JOEL TUMWESIGE JULIAN	M	46	A	44	A	50	A	42	A	46	A	42	A	270	45	A	16	686.5
17	ALICIA ACLEUS KATARAI	F	38	B	46	A	50	A	48	A	48	A	40	B	270	45	A	16	686.5
18	IRINE PHILBERT KAGARUKI	F	42	A	48	A	48	A	42	A	48	A	42	A	270	45	A	16	686.5
19	GREYSON INNOCENT THEOBARD	M	50	A	48	A	48	A	38	B	46	A	38	B	268	45	A	21	770
20	DORINE MKAJUNA ADERICK	F	44	A	46	A	50	A	40	B	48	A	40	B	268	45	A	21	770
21	ELIETH BYELA MUCHUNGUZI	F	44	A	48	A	48	A	42	A	46	A	40	B	268	45	A	21	770
22	GIFILIDA GIDION BENEDICT	F	42	A	44	A	46	A	46	A	48	A	42	A	268	45	A	21	770

INDEX	NAME	SEX	MATHEMATICS		KISWAHILI		ENGLISH		SCIENCE		SOCIAL STUDIES		CIVIC & MORAL		TOTAL	AVERAGE	OVR GRADE	SCH POSITION	OVERALL POSITION
23	FILIDONIUS RWESHABULA SWEET	M	50	A	46	A	44	A	44	A	46	A	36	B	266	44	A	24	866
24	JUSTINE MUTAMBI PATRICK	M	46	A	46	A	50	A	42	A	40	B	42	A	266	44	A	24	866
25	CATHERINE AIN'EKISHA FORTUNA	F	44	A	46	A	48	A	42	A	44	A	40	B	264	44	A	26	959
26	SALOME TUMUSIIME ONESPHORI	F	50	A	48	A	50	A	34	B	46	A	36	B	264	44	A	26	959
27	PATRICK MWEMEZI PAPIANIUS	M	48	A	44	A	44	A	36	B	48	A	40	B	260	43	A	29	1150
28	CAREEN JACOB KARUGABA	F	42	A	42	A	48	A	48	A	46	A	34	B	260	43	A	29	1150
29	CECILIA ROBERT MASALI	F	42	A	46	A	46	A	40	B	46	A	40	B	260	43	A	29	1150
30	GODELIVER KEYELA ANTHONY	F	36	B	48	A	48	A	40	B	46	A	42	A	260	43	A	29	1150
31	JULIETH LUCHIUS ISHABAKAKI	F	38	B	48	A	48	A	36	B	48	A	42	A	260	43	A	29	1150
32	MAUREEN MBELWA JOSIA	F	36	B	46	A	48	A	42	A	46	A	40	B	258	43	A	32	1241.5
33	ABRAH HUSSEIN ABUBAKAR	F	38	B	44	A	50	A	48	A	34	B	42	A	256	43	A	35	1348.5
34	ANNA ATUGONZA BENEDICT	F	38	B	48	A	48	A	40	B	46	A	36	B	256	43	A	35	1348.5
35	MATRIDA CLEMENT FUPI	F	40	B	46	A	48	A	40	B	46	A	36	B	256	43	A	35	1348.5
36	RITHA JOSEPH MASATU	F	42	A	46	A	50	A	42	A	40	B	36	B	256	43	A	35	1348.5
37	LISA KALUNGI ELIAS	F	42	A	48	A	48	A	44	A	34	B	38	B	254	42	A	37	1465
38	ALBERT MABULA SHIJA	M	44	A	42	A	46	A	44	A	34	B	42	A	252	42	A	39	1587.5
39	JACKSON ALBERT KAZUNGU	M	46	A	46	A	48	A	30	C	46	A	36	B	252	42	A	39	1587.5
40	FRANK DEUS BULLA	M	44	A	41	A	49	A	44	A	42	A	30	C	250	42	A	42	1685
41	ANETH WILLYNGTONE KABADI	F	36	B	44	A	46	A	46	A	48	A	30	C	250	42	A	42	1685
42	ANITHA BYELA DEODADUS	F	40	B	42	A	42	A	44	A	40	B	42	A	250	42	A	42	1685
43	CAREEN PRISCUS RWAKATALE	F	34	B	42	A	46	A	44	A	46	A	38	B	250	42	A	42	1685
44	KISSA MBOKA MWAKANOSYA	F	32	B	41	A	48	A	42	A	50	A	36	B	249	42	A	44	1741.5

INDEX	NAME	SEX	MATHEMATICS		KISWAHILI		ENGLISH		SCIENCE		SOCIAL STUDIES		CIVIC & MORAL		TOTAL	AVERAGE	OVR GRADE	SCH POSITION	OVERALL POSITION
45	DERITUS BARAKA DEUSDEDIT	M	46	A	44	A	50	A	40	B	34	B	34	B	248	41	A	46	1792
46	JOSEPH LUGAIBURULA VICTOR	M	38	B	44	A	46	A	46	A	36	B	38	B	248	41	A	46	1792
47	JANETH ASIMWE VICTOR	F	38	B	44	A	46	A	42	A	42	A	36	B	248	41	A	46	1792
48	TIMOTHY BARAKA KYARA	M	40	B	43	A	48	A	36	B	38	B	42	A	247	41	A	48	1839
49	NASRA SAID KABISI	F	40	B	44	A	44	A	42	A	40	B	36	B	246	41	A	50	1892
50	ZIPORA NATHANAEL MUVULIA	F	34	B	44	A	50	A	38	B	42	A	38	B	246	41	A	50	1892
51	BARAKA JUSTICE BYEMERWA	M	34	B	44	A	47	A	42	A	42	A	36	B	245	41	A	51	1951
52	TEDDY MELITUS METHOD	F	30	C	48	A	48	A	32	B	48	A	38	B	244	41	A	52	2009.5
53	ALETIUS SADO THONEST	M	36	B	42	A	46	A	40	B	38	B	40	B	242	40	B	54	2123
54	GODBLESS BEN GODWIN	M	40	B	44	A	40	B	36	B	50	A	32	B	242	40	B	54	2123
55	STEVEN DUGUDUS CHOCHA	M	42	A	44	A	42	A	42	A	42	A	30	C	242	40	B	54	2123
56	VIANNEY CHARLES ISHABAKAKI	F	32	B	42	A	49	A	44	A	44	A	30	C	241	40	B	56	2181
57	CASIANUS MWIJGE RWECHUNGU	M	40	B	46	A	46	A	46	A	36	B	26	C	240	40	B	59	2237.5
58	SARASIELLY BEN JAMES	M	38	B	46	A	44	A	40	B	38	B	34	B	240	40	B	59	2237.5
59	ADILIA KAUMBYA MUGELE	F	40	B	44	A	38	B	40	B	42	A	36	B	240	40	B	59	2237.5
60	JOLYLINE NAMARA SUNDAY	F	38	B	48	A	48	A	34	B	36	B	36	B	240	40	B	59	2237.5
61	ADELA KOKWEBERA HENRY	F	40	B	42	A	42	A	36	B	46	A	32	B	238	40	B	62	2351
62	ELIETH ADMACHIUS RUTAYUGA	F	38	B	44	A	40	B	38	B	38	B	40	B	238	40	B	62	2351
63	BRIAN SONGORA GHAI	M	36	B	43	A	46	A	42	A	36	B	34	B	237	40	B	64	2406.5
64	LUCKLECIA DANIEL HUNGU	F	50	A	43	A	42	A	30	C	38	B	34	B	237	40	B	64	2406.5
65	JOVIN ERNEST MALIMA	M	46	A	44	A	44	A	34	B	36	B	32	B	236	39	B	65	2455.5
66	MUSSA MABULA ISAKA	M	26	C	46	A	48	A	36	B	40	B	36	B	232	39	B	66	2661.5

INDEX	NAME	SEX	MATHEMATICS		KISWAHILI		ENGLISH		SCIENCE		SOCIAL STUDIES		CIVIC & MORAL		TOTAL	AVERAGE	OVR GRADE	SCH POSITION	OVERALL POSITION
67	NATHAN NICOLAUS JONATHAN	M	44	A	40	B	40	B	38	B	34	B	34	B	230	38	B	67	2768
68	ABIGAELE BYEMELWA TUMAINI	F	40	B	43	A	48	A	30	C	36	B	30	C	227	38	B	68	2907.5
69	JERRY BARIKI NYEME	M	36	B	40	B	34	B	32	B	48	A	36	B	226	38	B	69	2962.5
70	LUCIA MKARUKWATAGE GOZBER	F	38	B	44	A	46	A	24	C	36	B	36	B	224	37	B	70	3063
71	ESSIEN EDWIN MWOMBEDI	M	36	B	46	A	44	A	26	C	36	B	34	B	222	37	B	71	3183
72	ALLEN MULOKOZI RAYMOND	M	36	B	36	B	48	A	40	B	32	B	28	C	220	37	B	72	3277
73	ADELA ADROPH ELIAS	F	36	B	40	B	42	A	28	C	40	B	32	B	218	36	B	73	3377
74	AIDAN FRAVIUS BINAMUGABI	M	36	B	40	B	44	A	26	C	38	B	30	C	214	36	B	75	3584.5
75	DOMICIAN DESDERY DOMICIAN	M	38	B	38	B	46	A	32	B	28	C	32	B	214	36	B	75	3584.5
76	IRINE FRATERNUS LIMO	F	34	B	41	A	44	A	30	C	40	B	24	C	213	36	B	76	3635.5
77	EVETHA MUTAKYAMILWA EVODI	F	30	C	42	A	38	B	40	B	34	B	26	C	210	35	B	77	3778.5
78	ANTHONY NESTORY DEUS	M	32	B	36	B	38	B	34	B	36	B	32	B	208	35	B	79	3876
79	DENNIS BARIKI DIOCLES	M	26	C	44	A	50	A	24	C	32	B	32	B	208	35	B	79	3876
80	HOLINES TUSIIME ALPHONCE	F	16	D	38	B	26	C	34	B	32	B	26	C	172	29	C	80	5383