
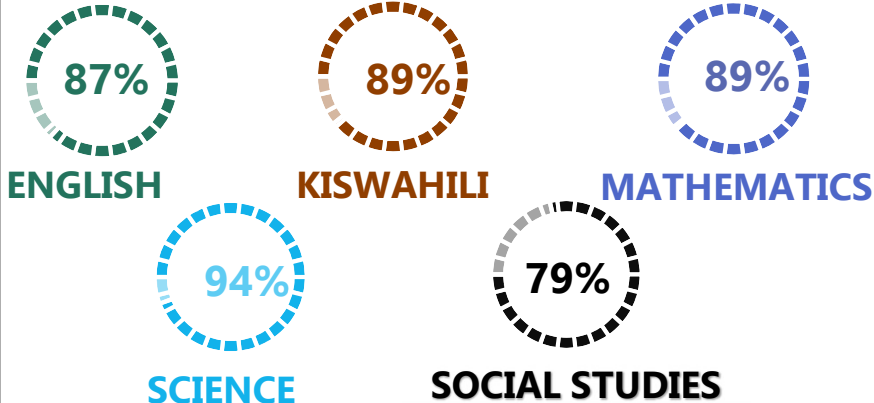






	<h1>ST.ACHILLEUS</h1>																																																																																										
<b>REGION: KAGERA</b>	<b>SCHOOL AVERAGE: 219.2</b>	<b>BAND 2</b>																																																																																									
<b>DISTRICT: BUKOBA</b>		<b>CATEGORY ABOVE 40</b>																																																																																									
<b>SUBJECT PERFORMANCE ANALYSIS</b>																																																																																											
<table border="1" style="width:100%; border-collapse: collapse;"> <thead> <tr> <th>SUBJECT NAME</th> <th>AVG</th> <th>%</th> <th>RNK</th> </tr> </thead> <tbody> <tr><td>SCIENCE</td><td>47.1</td><td>94%</td><td>1</td></tr> <tr><td>KISWAHILI</td><td>44.7</td><td>89%</td><td>2</td></tr> <tr><td>MATHEMATICS</td><td>44.6</td><td>89%</td><td>3</td></tr> <tr><td>ENGLISH</td><td>43.4</td><td>87%</td><td>4</td></tr> <tr><td>SOCIAL STUDIES</td><td>39.3</td><td>79%</td><td>5</td></tr> </tbody> </table> <table border="1" style="width:100%; border-collapse: collapse;"> <thead> <tr> <th>BOYS/GIRLS PASS RATE</th> <th>STD</th> <th>AVG</th> <th>%</th> </tr> </thead> <tbody> <tr><td>BOYS</td><td>28</td><td>0.43</td><td>43%</td></tr> <tr><td>GIRLS</td><td>38</td><td>0.57</td><td>57%</td></tr> </tbody> </table>	SUBJECT NAME	AVG	%	RNK	SCIENCE	47.1	94%	1	KISWAHILI	44.7	89%	2	MATHEMATICS	44.6	89%	3	ENGLISH	43.4	87%	4	SOCIAL STUDIES	39.3	79%	5	BOYS/GIRLS PASS RATE	STD	AVG	%	BOYS	28	0.43	43%	GIRLS	38	0.57	57%																																																							
SUBJECT NAME	AVG	%	RNK																																																																																								
SCIENCE	47.1	94%	1																																																																																								
KISWAHILI	44.7	89%	2																																																																																								
MATHEMATICS	44.6	89%	3																																																																																								
ENGLISH	43.4	87%	4																																																																																								
SOCIAL STUDIES	39.3	79%	5																																																																																								
BOYS/GIRLS PASS RATE	STD	AVG	%																																																																																								
BOYS	28	0.43	43%																																																																																								
GIRLS	38	0.57	57%																																																																																								
<table border="1" style="width:100%; border-collapse: collapse;"> <thead> <tr> <th colspan="6">GRADE ANALYSIS SUMMARY</th> </tr> <tr> <th>SUBJECT NAME/GRADE</th> <th>A</th> <th>B</th> <th>C</th> <th>D</th> <th>E</th> </tr> </thead> <tbody> <tr><td>MATHEMATICS</td><td>53</td><td>12</td><td>1</td><td>0</td><td>0</td></tr> <tr><td>KISWAHILI</td><td>58</td><td>8</td><td>0</td><td>0</td><td>0</td></tr> <tr><td>ENGLISH</td><td>62</td><td>4</td><td>0</td><td>0</td><td>0</td></tr> <tr><td>SCIENCE</td><td>65</td><td>1</td><td>0</td><td>0</td><td>0</td></tr> <tr><td>SOCIAL STUDIES</td><td>28</td><td>33</td><td>5</td><td>0</td><td>0</td></tr> </tbody> </table> <table border="1" style="width:100%; border-collapse: collapse;"> <thead> <tr> <th>OVERALL GRADE ANALYSIS</th> <th>NO.</th> <th>SEATED</th> <th>%</th> </tr> </thead> <tbody> <tr><td>41- 45</td><td>61</td><td rowspan="3">66</td><td>92%</td></tr> <tr><td>30.5 - 40</td><td>5</td><td>8%</td></tr> <tr><td>20.5 - 30</td><td>0</td><td>0%</td></tr> <tr><td>10.5 - 20</td><td>0</td><td rowspan="2">0</td><td>0%</td></tr> <tr><td>0- 10</td><td>0</td><td>0%</td></tr> </tbody> </table>	GRADE ANALYSIS SUMMARY						SUBJECT NAME/GRADE	A	B	C	D	E	MATHEMATICS	53	12	1	0	0	KISWAHILI	58	8	0	0	0	ENGLISH	62	4	0	0	0	SCIENCE	65	1	0	0	0	SOCIAL STUDIES	28	33	5	0	0	OVERALL GRADE ANALYSIS	NO.	SEATED	%	41- 45	61	66	92%	30.5 - 40	5	8%	20.5 - 30	0	0%	10.5 - 20	0	0	0%	0- 10	0	0%	<table border="1" style="width:100%; border-collapse: collapse;"> <thead> <tr> <th colspan="2">BOYS VS GIRLS PASSRATE (%)</th> </tr> </thead> <tbody> <tr> <td style="text-align: center;"> <b>43%</b></td> <td style="text-align: center;"> <b>57%</b></td> </tr> <tr> <td colspan="2" style="text-align: center;"><b>OVERALL PERFORMANCE ANALYSIS</b></td> </tr> <tr><td>REGISTERED</td><td>66</td><td>100%</td></tr> <tr><td>SEATED</td><td>66</td><td>100%</td></tr> <tr><td>ABSENTEES</td><td>0</td><td>0%</td></tr> <tr><td>PASSED</td><td>66</td><td>100%</td></tr> <tr><td>FAILED</td><td>0</td><td>0%</td></tr> <tr><td>SCHOOL POSITION</td><td colspan="2" style="text-align: center;">7</td></tr> <tr><td>TOTAL SCHOOLS</td><td colspan="2" style="text-align: center;">52</td></tr> </tbody> </table>	BOYS VS GIRLS PASSRATE (%)		 <b>43%</b>	 <b>57%</b>	<b>OVERALL PERFORMANCE ANALYSIS</b>		REGISTERED	66	100%	SEATED	66	100%	ABSENTEES	0	0%	PASSED	66	100%	FAILED	0	0%	SCHOOL POSITION	7		TOTAL SCHOOLS	52	
GRADE ANALYSIS SUMMARY																																																																																											
SUBJECT NAME/GRADE	A	B	C	D	E																																																																																						
MATHEMATICS	53	12	1	0	0																																																																																						
KISWAHILI	58	8	0	0	0																																																																																						
ENGLISH	62	4	0	0	0																																																																																						
SCIENCE	65	1	0	0	0																																																																																						
SOCIAL STUDIES	28	33	5	0	0																																																																																						
OVERALL GRADE ANALYSIS	NO.	SEATED	%																																																																																								
41- 45	61	66	92%																																																																																								
30.5 - 40	5		8%																																																																																								
20.5 - 30	0		0%																																																																																								
10.5 - 20	0	0	0%																																																																																								
0- 10	0		0%																																																																																								
BOYS VS GIRLS PASSRATE (%)																																																																																											
 <b>43%</b>	 <b>57%</b>																																																																																										
<b>OVERALL PERFORMANCE ANALYSIS</b>																																																																																											
REGISTERED	66	100%																																																																																									
SEATED	66	100%																																																																																									
ABSENTEES	0	0%																																																																																									
PASSED	66	100%																																																																																									
FAILED	0	0%																																																																																									
SCHOOL POSITION	7																																																																																										
TOTAL SCHOOLS	52																																																																																										

INDEX	NAME	SEX	MATHEMATICS		KISWAHILI		ENGLISH		SCIENCE		SOCIAL STUDIES		TOTAL	AVERAGE	OVR GRADE	SCH POSITION	OVERALL POSITION
1	INNOCENT CHARLES MUSHI	M	50	A	48	A	45	A	49	A	46	A	238	48	A	1	49.5
2	RAINA NYAMWIZA DEUSDEDIT	F	50	A	47	A	43	A	49	A	48	A	237	47	A	2	62
3	AFRA KEMILEMBE DAWSON	F	48	A	49	A	46	A	48	A	45	A	236	47	A	3	80.5
4	NEEMA MUKAUMBYA ROBERT	F	50	A	47	A	42	A	49	A	47	A	235	47	A	4	106
5	JACKLINE MELTUS METHOD	F	48	A	44	A	47	A	50	A	45	A	234	47	A	5	135.5
6	DEMETRIA KOKUBELWA CHRISANT	F	48	A	49	A	42	A	49	A	45	A	233	47	A	6	170
7	EDWARD ELIZEUS NDYETABURE	M	47	A	48	A	45	A	49	A	43	A	232	46	A	7.5	212
8	FAUZIA BASHIR MSELEM	F	48	A	48	A	44	A	50	A	42	A	232	46	A	7.5	212
9	ELIPIDIUS ELIZEUS SIMON	M	48	A	48	A	43	A	49	A	43	A	231	46	A	10	261
10	MAKUNGU JOSEPH SEMBULI	M	47	A	48	A	44	A	49	A	43	A	231	46	A	10	261
11	OCTAVIAN MANSWETIUS JOHN	M	49	A	47	A	42	A	50	A	43	A	231	46	A	10	261
12	JOVINUS PETER RWENYAGILA	M	50	A	49	A	44	A	47	A	40	B	230	46	A	12	309
13	BRIAN GODWIN RWAKATALE	M	48	A	43	A	46	A	49	A	43	A	229	46	A	14.5	355
14	DEOGRATIAS VENANCE FAUSTINE	M	49	A	47	A	44	A	48	A	41	A	229	46	A	14.5	355
15	ACQUILA ASIMWE PASCHAL	F	48	A	48	A	44	A	48	A	41	A	229	46	A	14.5	355
16	DOMITINA DESDERY DOMICIAN	F	44	A	49	A	44	A	49	A	43	A	229	46	A	14.5	355
17	AGINETHA ROLAND JOHN	F	49	A	47	A	43	A	49	A	40	B	228	46	A	18	406.5
18	DENIVINA DEUSDEDITH MUTASINGU	F	49	A	44	A	43	A	48	A	44	A	228	46	A	18	406.5
19	ROSELINE MASWETIUS JOHN	F	49	A	48	A	42	A	46	A	43	A	228	46	A	18	406.5
20	THADEI AUGUSTINE SWAI	M	44	A	45	A	46	A	48	A	44	A	227	45	A	20.5	463.5
21	VICENT BYAMUKAMA MULAGIRWA	M	45	A	47	A	45	A	49	A	41	A	227	45	A	20.5	463.5
22	DIODOLIUS MURASHANI DOMICIAN	M	49	A	46	A	44	A	46	A	41	A	226	45	A	23	525.5
23	ANGELA ANGELO BONUS	F	48	A	44	A	41	A	48	A	45	A	226	45	A	23	525.5
24	DONATHA KOKUSIMA SWEETBERT	F	47	A	46	A	43	A	48	A	42	A	226	45	A	23	525.5
25	WILFRED WILYNGTONE KABADI	M	47	A	45	A	42	A	48	A	43	A	225	45	A	26	592

INDEX	NAME	SEX	MATHEMATICS	KISWAHILI	ENGLISH	SCIENCE	SOCIAL STUDIES	TOTAL	AVERAGE	OVR GRADE	SCH POSITION	OVERALL POSITION					
26	DIANA SIIMA DEOGRATIAS	F	47	A	48	A	41	A	48	A	41	A	225	45	A	26	592
27	HOPE BYELLA BATUNGI	F	49	A	47	A	43	A	48	A	38	B	225	45	A	26	592
28	ARNOLD MESHACK NAPEGWA	M	46	A	43	A	46	A	50	A	39	B	224	45	A	29	671
29	TRACIAS KATUNZI RWEASIRA	M	47	A	46	A	43	A	46	A	42	A	224	45	A	29	671
30	JENIFER ASIIMWE TIRUTANGWA	F	48	A	44	A	43	A	49	A	40	B	224	45	A	29	671
31	BILITON RASHID OMARI	M	47	A	44	A	43	A	49	A	40	B	223	45	A	31	745.5
32	NESTORY BONEVENTURA MUGANYI	M	45	A	46	A	46	A	48	A	37	B	222	44	A	33.5	812
33	GLORIA PETER BUJUNE	F	47	A	47	A	44	A	49	A	35	B	222	44	A	33.5	812
34	ROSEMARY GHATI JULIUS	F	46	A	44	A	48	A	47	A	37	B	222	44	A	33.5	812
35	SHIMA JAIROS KUSOGA	F	45	A	47	A	43	A	48	A	39	B	222	44	A	33.5	812
36	ALINDA DAINES KARUGABA	F	44	A	45	A	46	A	47	A	39	B	221	44	A	36	883.5
37	GOODLUCK LEONARD SAGIRE	M	44	A	45	A	45	A	50	A	35	B	219	44	A	37	1020
38	LAMECK KAMALA ROBERT	M	49	A	45	A	45	A	41	A	38	B	218	44	A	38.5	1088.5
39	VAILETH ATUGONZA RAYMOND	F	40	B	46	A	44	A	48	A	40	B	218	44	A	38.5	1088.5
40	REBECA REVOCATUS MUGYABUSO	F	41	A	46	A	46	A	44	A	40	B	217	43	A	40	1155.5
41	BENJAMIN LEONTIN RWAMULAZA	M	47	A	43	A	43	A	45	A	38	B	216	43	A	41	1221
42	ELIVIRA KOKUHABWA ALBERT	F	44	A	42	A	41	A	46	A	42	A	215	43	A	42.5	1289
43	IVONA COSMAS MTEMBEI	F	42	A	43	A	45	A	48	A	37	B	215	43	A	42.5	1289
44	MARIETHA TRYPHONE MTUNDA	F	47	A	40	B	42	A	47	A	38	B	214	43	A	44	1357.5
45	MICHAEL ONESPHORY KALOKOLA	M	32	B	46	A	43	A	48	A	44	A	213	43	A	45	1426.5
46	ADVENTIUS MUGISHA PASCHAL	M	42	A	38	B	44	A	46	A	42	A	212	42	A	47.5	1494.5
47	BECKHAM OKWAMBALILA GEOFFREY	M	44	A	43	A	41	A	47	A	37	B	212	42	A	47.5	1494.5
48	ANGEL RUCHIUS BILAKWATA	F	43	A	40	B	44	A	46	A	39	B	212	42	A	47.5	1494.5
49	GODEFRID DANIEL HUNGU	F	41	A	42	A	45	A	46	A	38	B	212	42	A	47.5	1494.5
50	DARIN DARIA RUYANGO	F	40	B	44	A	46	A	45	A	36	B	211	42	A	52	1562

INDEX	NAME	SEX	MATHEMATICS	KISWAHILI	ENGLISH	SCIENCE	SOCIAL STUDIES	TOTAL	AVERAGE	OVR GRADE	SCH POSITION	OVERALL POSITION					
51	DATIVA DAUSON KATO	F	47	A	40	B	40	B	47	A	37	B	211	42	A	52	1562
52	INNOCENSIA RUKIREIGANA RUTIBI	F	40	B	48	A	44	A	44	A	35	B	211	42	A	52	1562
53	PATRICIA PASCHAL NKUBA	F	40	B	42	A	45	A	46	A	38	B	211	42	A	52	1562
54	RUTH LUTANGILO MLYUKA	F	40	B	46	A	41	A	45	A	39	B	211	42	A	52	1562
55	PHILESS APPORINARY KYOJO	F	38	B	45	A	44	A	46	A	37	B	210	42	A	55	1639.5
56	NICODEMUS BUKORI MFUNGO	M	45	A	42	A	43	A	47	A	32	B	209	42	A	56	1707.5
57	HAPPINES DANIEL JOHN	F	44	A	44	A	42	A	49	A	29	C	208	42	A	57	1771.5
58	ALBERTO MICHAEL MBONDE	M	42	A	41	A	40	B	45	A	38	B	206	41	A	58	1909.5
59	EMMANUEL JOHN BILATATA	M	40	B	43	A	40	B	43	A	39	B	205	41	A	59	1973
60	OWENI OBADIA LEONARD	M	45	A	40	B	43	A	46	A	30	C	204	41	A	60.5	2037
61	RESPICE AFRICAN BWAKILA	M	38	B	42	A	43	A	48	A	33	B	204	41	A	60.5	2037
62	PENIMINIUS TUMUSIME HANING	M	45	A	37	B	42	A	44	A	34	B	202	40	B	62	2176.5
63	LILIAN AJUNA DEOGRATIAS	F	40	B	40	B	43	A	43	A	30	C	196	39	B	63	2555
64	REGINA KALIST KAMILI	F	31	B	45	A	42	A	40	B	33	B	191	38	B	64	2834
65	IRENE PROTUS PROSPERY	F	35	B	36	B	41	A	47	A	28	C	187	37	B	65	3046
66	ESTHER BARAKA KASIMBI	F	29	C	43	A	39	B	43	A	29	C	183	37	B	66	3271