





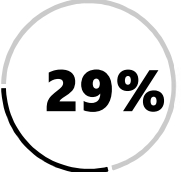






		ST.AGGREY																																																																																				
REGION: MBEYA DISTRICT: MBEYA		SCHOOL AVERAGE		146.8																																																																																		
				BAND																																																																																		
				5																																																																																		
				CATEGORY																																																																																		
				ABOVE 40																																																																																		
SUBJECT PERFORMANCE ANALYSIS																																																																																						
<table border="1" style="width: 100%; border-collapse: collapse;"> <thead> <tr> <th style="width: 30%;">SUBJECT NAME</th> <th style="width: 10%;">AVG</th> <th style="width: 10%;">%</th> <th style="width: 10%;">RNK</th> <th style="width: 10%;"></th> <th style="width: 10%;"></th> </tr> </thead> <tbody> <tr><td>KISWAHILI</td><td>37.1</td><td>74%</td><td>1</td><td></td><td></td></tr> <tr><td>ENGLISH</td><td>30.9</td><td>62%</td><td>2</td><td></td><td></td></tr> <tr><td>MATHEMATICS</td><td>29.4</td><td>59%</td><td>3</td><td></td><td></td></tr> <tr><td>SOCIAL STUDIES</td><td>19.9</td><td>40%</td><td>4</td><td></td><td></td></tr> <tr><td>SCIENCE</td><td>14.8</td><td>30%</td><td>5</td><td></td><td></td></tr> <tr><td>CIVIC & MORAL</td><td>14.3</td><td>29%</td><td>6</td><td></td><td></td></tr> <tr> <th>BOYS/GIRLS PASS RATE</th> <th>STD</th> <th>AVG</th> <th>%</th> <th></th> <th></th> </tr> <tr><td>BOYS</td><td>23</td><td>0.44</td><td>44%</td><td></td><td></td></tr> <tr><td>GIRLS</td><td>32</td><td>0.56</td><td>56%</td><td></td><td></td></tr> </tbody> </table>						SUBJECT NAME	AVG	%	RNK			KISWAHILI	37.1	74%	1			ENGLISH	30.9	62%	2			MATHEMATICS	29.4	59%	3			SOCIAL STUDIES	19.9	40%	4			SCIENCE	14.8	30%	5			CIVIC & MORAL	14.3	29%	6			BOYS/GIRLS PASS RATE	STD	AVG	%			BOYS	23	0.44	44%			GIRLS	32	0.56	56%																							
SUBJECT NAME	AVG	%	RNK																																																																																			
KISWAHILI	37.1	74%	1																																																																																			
ENGLISH	30.9	62%	2																																																																																			
MATHEMATICS	29.4	59%	3																																																																																			
SOCIAL STUDIES	19.9	40%	4																																																																																			
SCIENCE	14.8	30%	5																																																																																			
CIVIC & MORAL	14.3	29%	6																																																																																			
BOYS/GIRLS PASS RATE	STD	AVG	%																																																																																			
BOYS	23	0.44	44%																																																																																			
GIRLS	32	0.56	56%																																																																																			
<div style="display: flex; justify-content: space-around; align-items: center;"> <div style="text-align: center;"> <p style="writing-mode: vertical-rl; transform: rotate(180deg);">KISWAHILI</p>  <p style="font-size: 2em; font-weight: bold; color: purple;">74%</p> </div> <div style="text-align: center;"> <p style="writing-mode: vertical-rl; transform: rotate(180deg);">ENGLISH</p>  <p style="font-size: 2em; font-weight: bold; color: brown;">62%</p> </div> <div style="text-align: center;"> <p style="writing-mode: vertical-rl; transform: rotate(180deg);">SCIENCE</p>  <p style="font-size: 2em; font-weight: bold; color: pink;">30%</p> </div> </div> <div style="display: flex; justify-content: space-around; align-items: center; margin-top: 20px;"> <div style="text-align: center;"> <p style="writing-mode: vertical-rl; transform: rotate(180deg);">MATHEMATICS</p>  <p style="font-size: 2em; font-weight: bold; color: blue;">59%</p> </div> <div style="text-align: center;"> <p style="writing-mode: vertical-rl; transform: rotate(180deg);">SOCIAL STUDIES</p>  <p style="font-size: 2em; font-weight: bold; color: green;">40%</p> </div> <div style="text-align: center;"> <p style="writing-mode: vertical-rl; transform: rotate(180deg);">CIVIC & MORAL</p>  <p style="font-size: 2em; font-weight: bold; color: grey;">29%</p> </div> </div>																																																																																						
<table border="1" style="width: 100%; border-collapse: collapse;"> <thead> <tr> <th colspan="6" style="text-align: center;">GRADE ANALYSIS SUMMARY</th> </tr> <tr> <th style="width: 30%;">SUBJECT NAME/GRADE</th> <th style="width: 10%;">A</th> <th style="width: 10%;">B</th> <th style="width: 10%;">C</th> <th style="width: 10%;">D</th> <th style="width: 10%;">E</th> </tr> </thead> <tbody> <tr><td>MATHEMATICS</td><td>7</td><td>21</td><td>16</td><td>8</td><td>2</td></tr> <tr><td>KISWAHILI</td><td>22</td><td>21</td><td>9</td><td>1</td><td>0</td></tr> <tr><td>ENGLISH</td><td>7</td><td>28</td><td>11</td><td>7</td><td>1</td></tr> <tr><td>SCIENCE</td><td>0</td><td>2</td><td>9</td><td>0</td><td>18</td></tr> <tr><td>SOCIAL STUDIES</td><td>2</td><td>2</td><td>15</td><td>31</td><td>4</td></tr> <tr><td>CIVIC AND MORAL</td><td>0</td><td>2</td><td>5</td><td>27</td><td>19</td></tr> <tr> <th>OVERALL GRADE ANALYSIS</th> <th>NO.</th> <th>SEATED</th> <th colspan="3">%</th> </tr> <tr> <td style="text-align: center;">A</td> <td style="text-align: center;">1</td> <td rowspan="3" style="text-align: center; vertical-align: middle;">41</td> <td colspan="3" style="text-align: center;">2%</td> </tr> <tr> <td style="text-align: center;">B</td> <td style="text-align: center;">8</td> <td colspan="3" style="text-align: center;">20%</td> </tr> <tr> <td style="text-align: center;">C</td> <td style="text-align: center;">32</td> <td colspan="3" style="text-align: center;">78%</td> </tr> <tr> <td style="text-align: center;">D</td> <td style="text-align: center;">11</td> <td rowspan="2" style="text-align: center; vertical-align: middle;">13</td> <td colspan="3" style="text-align: center;">27%</td> </tr> <tr> <td style="text-align: center;">E</td> <td style="text-align: center;">2</td> <td colspan="3" style="text-align: center;">5%</td> </tr> </tbody> </table>						GRADE ANALYSIS SUMMARY						SUBJECT NAME/GRADE	A	B	C	D	E	MATHEMATICS	7	21	16	8	2	KISWAHILI	22	21	9	1	0	ENGLISH	7	28	11	7	1	SCIENCE	0	2	9	0	18	SOCIAL STUDIES	2	2	15	31	4	CIVIC AND MORAL	0	2	5	27	19	OVERALL GRADE ANALYSIS	NO.	SEATED	%			A	1	41	2%			B	8	20%			C	32	78%			D	11	13	27%			E	2	5%		
GRADE ANALYSIS SUMMARY																																																																																						
SUBJECT NAME/GRADE	A	B	C	D	E																																																																																	
MATHEMATICS	7	21	16	8	2																																																																																	
KISWAHILI	22	21	9	1	0																																																																																	
ENGLISH	7	28	11	7	1																																																																																	
SCIENCE	0	2	9	0	18																																																																																	
SOCIAL STUDIES	2	2	15	31	4																																																																																	
CIVIC AND MORAL	0	2	5	27	19																																																																																	
OVERALL GRADE ANALYSIS	NO.	SEATED	%																																																																																			
A	1	41	2%																																																																																			
B	8		20%																																																																																			
C	32		78%																																																																																			
D	11	13	27%																																																																																			
E	2		5%																																																																																			
<table border="1" style="width: 100%; border-collapse: collapse;"> <thead> <tr> <th colspan="2" style="text-align: center;">BOY'S VS GIRLS' PASSRATE (%)</th> </tr> </thead> <tbody> <tr> <td style="text-align: center;"> <p style="writing-mode: vertical-rl; transform: rotate(180deg);">BOYS</p>  <p style="font-size: 2em; font-weight: bold; color: brown;">44%</p> </td> <td style="text-align: center;"> <p style="writing-mode: vertical-rl; transform: rotate(180deg);">GIRLS</p>  <p style="font-size: 2em; font-weight: bold; color: teal;">56%</p> </td> </tr> </tbody> </table>						BOY'S VS GIRLS' PASSRATE (%)		<p style="writing-mode: vertical-rl; transform: rotate(180deg);">BOYS</p>  <p style="font-size: 2em; font-weight: bold; color: brown;">44%</p>	<p style="writing-mode: vertical-rl; transform: rotate(180deg);">GIRLS</p>  <p style="font-size: 2em; font-weight: bold; color: teal;">56%</p>																																																																													
BOY'S VS GIRLS' PASSRATE (%)																																																																																						
<p style="writing-mode: vertical-rl; transform: rotate(180deg);">BOYS</p>  <p style="font-size: 2em; font-weight: bold; color: brown;">44%</p>	<p style="writing-mode: vertical-rl; transform: rotate(180deg);">GIRLS</p>  <p style="font-size: 2em; font-weight: bold; color: teal;">56%</p>																																																																																					
<table border="1" style="width: 100%; border-collapse: collapse;"> <thead> <tr> <th colspan="3" style="text-align: center;">OVERALL PERFORMANCE ANALYSIS</th> </tr> </thead> <tbody> <tr> <td>REGISTERED</td> <td style="text-align: center;">55</td> <td style="text-align: center;">100%</td> </tr> <tr> <td>SEATED</td> <td style="text-align: center;">54</td> <td style="text-align: center;">98%</td> </tr> <tr> <td>ABSENTEES</td> <td style="text-align: center;">1</td> <td style="text-align: center;">2%</td> </tr> <tr> <td>PASSED</td> <td style="text-align: center;">41</td> <td style="text-align: center;">75%</td> </tr> <tr> <td>FAILED</td> <td style="text-align: center;">13</td> <td style="text-align: center;">24%</td> </tr> <tr> <td>SCHOOL POSITION</td> <td colspan="2" style="text-align: center;">62</td> </tr> <tr> <td>TOTAL SCHOOLS</td> <td colspan="2" style="text-align: center;">63</td> </tr> </tbody> </table>						OVERALL PERFORMANCE ANALYSIS			REGISTERED	55	100%	SEATED	54	98%	ABSENTEES	1	2%	PASSED	41	75%	FAILED	13	24%	SCHOOL POSITION	62		TOTAL SCHOOLS	63																																																										
OVERALL PERFORMANCE ANALYSIS																																																																																						
REGISTERED	55	100%																																																																																				
SEATED	54	98%																																																																																				
ABSENTEES	1	2%																																																																																				
PASSED	41	75%																																																																																				
FAILED	13	24%																																																																																				
SCHOOL POSITION	62																																																																																					
TOTAL SCHOOLS	63																																																																																					

INDEX	NAME	SEX	MATHEMATICS		KISWAHILI		ENGLISH		SCIENCE		SOCIAL STUDIES		CIVIC & MORAL		TOTAL	AVERAGE	OVR GRADE	SCH POSITION	OVERALL POSITION
1	LAURENCIA GABRIEL LEBI	F	44	A	46	A	48	A	40	B	48	A	28	C	254	42	A	1	1516.5
2	CRISTOS MICHAEL MWANJALI	M	48	A	44	A	44	A	32	B	36	B	20	D	224	37	B	2	3104.5
3	EDGER VENANCE MLWILO	M	34	B	38	B	32	B	24	C	46	A	28	C	202	34	B	3	4205.5
4	CHRISPIN COSTANTINO KINDOLE	M	38	B	42	A	41	A	20	D	26	C	34	B	201	33	B	4	4249
5	BROWN ALOYCE GEORGE	M	42	A	43	A	42	A	20	D	20	D	32	B	198	33	B	5	4382.5
6	AGGREY GEORGE SADICK	M	42	A	46	A	46	A	22	C	30	C	12	D	197	33	B	6	4434
7	LINDA AUGUSTINO MBUTONZE	F	36	B	48	A	32	B	26	C	28	C	24	C	194	32	B	7	4613
8	AMINA GERVAAS MWALYEGO	F	40	B	43	A	39	B	26	C	24	C	20	D	192	32	B	8	4671
9	DELVIN STUART DANDA	M	34	B	45	A	44	A	22	C	22	C	20	D	186	31	B	9	4910.5
10	BENSON BARAKA MAHENGE	M	40	B	40	B	32	B	28	C	20	D	22	C	182	30	C	10	5078
11	ENOCK MICHAEL MWAKATUMBUL	M	44	A	41	A	33	B	28	C	16	D	18	D	180	30	C	11	5149
12	MWANASIA AIDAN DANIEL	F	34	B	40	B	38	B	22	C	26	C	20	D	179	30	C	12	5163.5
13	MARIAM FRANSIS MWALELEKA	F	38	B	42	A	36	B	20	D	22	C	16	D	174	29	C	13	5328
14	MERIAN DAVID KOMBA	F	32	B	41	A	39	B	18	D	20	D	16	D	166	28	C	14	5579.5
15	YUSTA JOHN SANGA	F	42	A	42	A	37	B	12	D	16	D	14	D	163	27	C	15	5677
16	MILBERTHY ANTOHNY NKULIZAH	F	36	B	42	A	33	B	10	E	20	D	20	D	161	27	C	16	5715.5
17	IRENE CHRISTOPHER TEMBO	F	36	B	36	B	33	B	10	E	30	C	16	D	161	27	C	17	5724.5
18	MARK MANENO MWAMBULUMA	M	34	B	41	A	31	B	20	D	24	C	10	E	160	27	C	19	5752.5
19	GLORIA ULICK MASALA	F	24	C	44	A	38	B	14	D	24	C	16	D	160	27	C	19	5752.5
20	GLORY COLMAN KWEKA	F	34	B	37	B	36	B	18	D	20	D	14	D	159	26	C	21	5783.5
21	VANESA GEAZI SANGA	F	34	B	42	A	37	B	14	D	14	D	18	D	159	26	C	21	5783.5
22	LEAH JACOB MWAIPAJA	F	26	C	46	A	34	B	18	D	24	C	10	E	158	26	C	22	5817

INDEX	NAME	SEX	MATHEMATICS		KISWAHILI		ENGLISH		SCIENCE		SOCIAL STUDIES		CIVIC & MORAL		TOTAL	AVERAGE	OVR GRADE	SCH POSITION	OVERALL POSITION
23	EMMANUEL GERALD MLOGE	M	28	C	38	B	43	A	22	C	6	E	18	D	155	26	C	23	5874
24	DERICK MATHIAS MWANDOSYA	M	18	D	38	B	35	B	16	D	24	C	24	C	155	26	C	24	5885
25	JOFREY MGANGA MWIKOLA	M	26	C	30	C	37	B	16	D	26	C	20	D	154	26	C	25	5897
26	SHEILACK GULILA MWAKOSYA	M	30	C	47	A	33	B	12	D	18	D	12	D	152	25	C	26	5960.5
27	MAGRETI FABIAN MWAKYUSE	F	24	C	40	B	34	B	8	E	20	D	22	C	148	25	C	28	6059.5
28	UPENDO FRANK NDANZI	F	32	B	48	A	40	B	10	E	8	E	10	E	148	25	C	28	6059.5
29	BRIGHT DAUD ASYKILE	M	42	A	36	B	26	C	10	E	14	D	18	D	145	24	C	29	6091
30	KALOLINA SILVESTER KANJANJA	F	20	D	39	B	29	C	4	E	32	B	20	D	144	24	C	30	6115.5
31	JANETH JOSHUA MWAKIPESILE	F	28	C	36	B	34	B	16	D	14	D	14	D	142	24	C	31	6143.5
32	TARIQ ISSA NJUI	M	24	C	43	A	32	B	12	D	18	D	12	D	141	23	C	33	6161
33	ATUGANILE BOAZ TETA	F	36	B	36	B	23	C	6	E	20	D	20	D	141	23	C	33	6161
34	ESTER AYUBU WILLSON	F	24	C	42	A	32	B	8	E	18	D	16	D	139	23	C	34	6186
35	INNOCENT MOSSES SEMWENDA	M	38	B	37	B	26	C	10	E	18	D	10	E	138	23	C	35	6209.5
36	AVRAM MOHAMED KAMINYOGE	M	32	B	30	C	31	B	12	D	14	D	18	D	137	23	C	36	6239.5
37	EMELIANA ERNEST SANGA	F	26	C	48	A	30	C	14	D	14	D	4	E	136	23	C	37	6254
38	ONOLINA ERICK KIHANGA	F	26	C	40	B	25	C	12	D	22	C	10	E	134	22	C	38	6273
39	VAILETH FESTO RICHARD	F	32	B	38	B	32	B	8	E	10	E	14	D	133	22	C	39	6287.5
40	WINNER HASSAN KALUMANGANY	F	26	C	38	B	32	B	12	D	12	D	12	D	132	22	C	40	6302
41	SERGUO SERIA MASOLE	M	28	C	35	B	31	B	14	D	16	D	6	E	130	22	C	41	6335
42	IPYANA ATUBONE MWAKIJALE	M	32	B	28	C	23	C	14	D	14	D	10	E	121	20	D	42	6452
43	EVA ISACK SHIO	F	28	C	36	B	28	C	12	D	12	D	4	E	120	20	D	43	6465.5
44	PROSPER LUDGER MWENDAPOLE	M	32	B	28	C	27	C	4	E	10	E	14	D	115	19	D	44	6521

INDEX	NAME	SEX	MATHEMATICS		KISWAHILI		ENGLISH		SCIENCE		SOCIAL STUDIES		CIVIC & MORAL		TOTAL	AVERAGE	OVR GRADE	SCH POSITION	OVERALL POSITION
45	AGAPE AFWANDE	F	22	C	38	B	27	C	4	E	16	D	6	E	112	19	D	45	6541.5
46	PHEDSON PHELY NDEGEULAYA	M	26	C	30	C	19	D	12	D	12	D	8	E	107	18	D	46	6581.5
47	JANETH ISSA KAMINYOGI	F	16	D	28	C	19	D	12	D	16	D	10	E	100	17	D	47	6619.5
48	JESSICA ENOCK MWALUKASA	F	20	D	31	B	18	D	6	E	18	D	6	E	98	16	D	48	6633
49	ELISHA FRANCIS MWASYEBA	M	14	D	31	B	27	C	6	E	14	D	4	E	96	16	D	49	6641.5
50	ESTA BARAKA KIPINGI	F	12	D	24	C	11	D	8	E	24	C	8	E	87	14	D	50	6684
51	GENEVIV NSUBISI MWAKILA	F	12	D	28	C	20	D	6	E	12	D	6	E	84	14	D	51	6689.5
52	MARRY GEORGE LWINGA	F	4	E	26	C	18	D	8	E	16	D	10	E	82	14	D	52	6697
53	EDINA BARIKI MSIGWA	F	4	E	14	D	14	D	12	D	18	D	0	E	61	10	E	53	6733
54	SHARON ANTONY MWAKYEMBE	F	16	D	4	E	3	E	8	E	12	D	4	E	47	7.8	E	54	6741
55	PRINCE EZEKIA MWENDAPOLE	M																	