
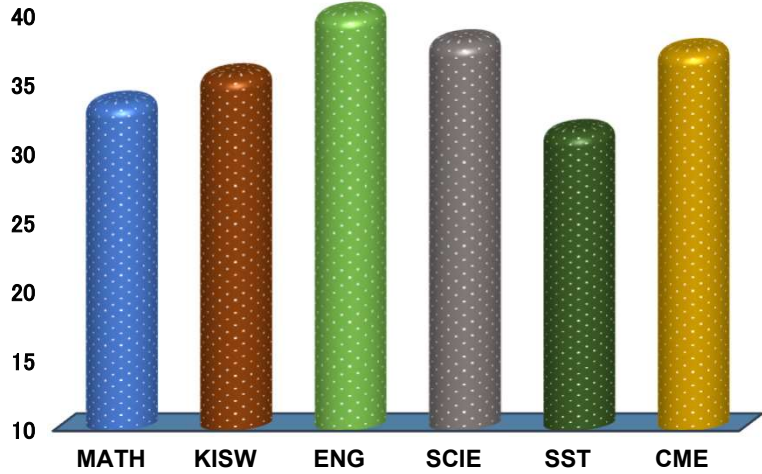


	<h1 style="margin:0;">ST.AGGREY</h1>				
<b>REGION: MBEYA</b>	<b>SCHOOL AVERAGE: 36.8</b>	<b>DISTRICT: MBEYA</b>			
<b>SUBJECT AND GRADE PERFORMANCE ANALYSIS</b>					
<b>SUBJECT RANKING</b>					
ENGLISH	44.4	89%	1		
SCIENCE	38.0	76%	2		
CIVIC AND MORAL EDUCATION	37.4	75%	3		
KISWAHILI	35.6	71%	4		
MATHEMATICS	33.6	67%	5		
SOCIAL STUDIES	31.6	63%	6		
<b>SUBJECT GRADE ANALYSIS</b>					
<b>SUBJECT/GRADE</b>	<b>A</b>	<b>B</b>	<b>C</b>	<b>D</b>	<b>F</b>
MATHEMATICS	4	33	8	2	0
KISWAHILI	6	36	4	1	0
ENGLISH	40	7	0	0	0
SCIENCE	18	22	7	0	0
SOCIAL STUDIES	0	31	16	0	0
CIVIC AND MORAL	13	31	3	0	0
<b>OVERALL GRADE ANALYSIS</b>					
<b>A</b>	<b>6</b>	<b>47</b>	7%		
<b>B</b>	<b>41</b>		51%		
<b>C</b>	<b>0</b>		0%		
<b>D</b>	<b>0</b>		0%		
<b>F</b>	<b>0</b>		0%		
<b>CHART SUBJECT ANALYSIS</b>					
					
<b>BOYS VS GIRLS PERFORMANCE</b>					
	<b>SAT</b> 26		<b>SAT</b> 22	<b>TOTAL</b> 48	
<b>37%</b>		<b>37%</b>			
<b>SEATED</b>	47	98%			
<b>ABSENTEES</b>	1	2%			
<b>PASSED</b>	47	98%			
<b>FAILED</b>	0	0%			

NO	NAME	SEX	MATH		KISW		ENG		SCI		SST		CME		TOTAL	AVG	GRADE	POS
1	MICHAEL MARESHA NGOMI	M	45	A	39	B	44	A	46	A	38	B	48	A	260	43.3	A	1
2	AGATHA TELESFOR HUNJA	F	39	B	42	A	47	A	43	A	38	B	44	A	253	42.2	A	2.5
3	MUNIRA MOHAMED KABELWA	F	40	B	41	A	48	A	46	A	35	B	43	A	253	42.2	A	2.5
4	HAFIDHI HAMISI SAID	M	43	A	40	B	45	A	43	A	33	B	44	A	248	41.3	A	4.5
5	HELLEN SOSTENES MAYOKA	F	39	B	41	A	49	A	43	A	31	B	45	A	248	41.3	A	4.5
6	VICENT GWAKISA ALBON	M	43	A	36	B	46	A	44	A	32	B	43	A	244	40.7	A	6
7	SEKELA EDMUND MWALUTENDE	F	37	B	39	B	48	A	41	A	35	B	41	A	241	40.2	B	7
8	ANGEL ULINDULA KALEMBA	F	39	B	38	B	46	A	43	A	34	B	38	B	238	39.7	B	8.5
9	MIRIAM ASUKILE LAZALO	F	35	B	38	B	48	A	45	A	29	C	43	A	238	39.7	B	8.5
10	SHADRACK NICKO SANGA	M	41	A	41	A	46	A	41	A	32	B	35	B	236	39.3	B	10
11	ENJO JERAD KIGODY	F	36	B	39	B	48	A	41	A	31	B	40	B	235	39.2	B	11.5
12	SIONGOLE KAPAMA MWAYONGA	F	38	B	38	B	46	A	41	A	34	B	38	B	235	39.2	B	11.5
13	PATRICIA JEPHASON SYLIVESTER	F	32	B	41	A	49	A	39	B	34	B	38	B	233	38.8	B	13
14	BOSCO ISDORY MATANILA	M	37	B	38	B	43	A	43	A	31	B	40	B	232	38.7	B	14
15	KAISI ROSCO SANGA	M	37	B	40	B	44	A	36	B	32	B	41	A	230	38.3	B	15
16	SHALON MASHAKA SHABAN	M	38	B	38	B	42	A	41	A	32	B	37	B	228	38.0	B	16.5
17	REBECCA FRED MAFUMU	F	31	B	38	B	49	A	40	B	33	B	37	B	228	38.0	B	16.5
18	CLIFF ALEX SANGA	M	30	C	37	B	47	A	43	A	32	B	37	B	226	37.7	B	18.5
19	CAREEN MOSES SANGA	F	34	B	35	B	47	A	40	B	30	C	40	B	226	37.7	B	18.5
20	PIOH MOTEMA MHAMILAWA	M	33	B	36	B	44	A	40	B	30	C	41	A	224	37.3	B	20
21	FRANCISCO RODRIGES NGAILO	M	30	C	39	B	44	A	35	B	32	B	43	A	223	37.2	B	21.5
22	LEVOCATUS OLIVER NGUNYA	M	24	C	42	A	42	A	39	B	34	B	42	A	223	37.2	B	21.5
23	CRISS MUSA MWAKUNJA	M	32	B	37	B	44	A	40	B	30	C	38	B	221	36.8	B	23.5
24	CAREEN ANDREW MAHENGE	F	30	C	32	B	47	A	37	B	33	B	42	A	221	36.8	B	23.5
25	ANNA MUSSA ISACK	F	33	B	33	B	47	A	35	B	35	B	37	B	220	36.7	B	25

NO	NAME	SEX	MATH		KISW		ENG		SCI		SST		CME		TOTAL	AVG	GRADE	POS
26	GRACE RIDHIKI KYANDO	F	38	B	35	B	44	A	39	B	32	B	30	C	218	36.3	B	26
27	SALIM MASHAKA ABDALAH	M	36	B	34	B	42	A	37	B	28	C	40	B	217	36.2	B	27
28	JOSEPH GASPER MWASONGWE	M	38	B	25	C	46	A	40	B	28	C	39	B	216	36.0	B	28
29	GODWINI USWEGE MWAMBAGE	M	33	B	37	B	45	A	30	C	36	B	34	B	215	35.8	B	30
30	SELEMAN SAID KASWIZA	M	33	B	39	B	44	A	35	B	30	C	34	B	215	35.8	B	30
31	TOMAS ROBERT MSHANA	M	30	C	36	B	44	A	37	B	34	B	34	B	215	35.8	B	30
32	SIMON YUSUPH SIGALA	M	33	B	34	B	42	A	34	B	32	B	39	B	214	35.7	B	32.5
33	ASTRIDA CHRISTOPHER EDWIN	F	32	B	34	B	47	A	33	B	31	B	37	B	214	35.7	B	32.5
34	SIA DICKSON SHOO	F	32	B	35	B	45	A	39	B	29	C	33	B	213	35.5	B	34
35	AHMED ADAMU GAMAHA	M	24	C	32	B	42	A	42	A	35	B	34	B	209	34.8	B	35.5
36	GLORYA KENETH MAGEHEMA	F	19	D	37	B	46	A	41	A	32	B	34	B	209	34.8	B	35.5
37	SWEETBETH OLIVER NGUNYA	M	13	D	35	B	43	A	42	A	33	B	38	B	204	34.0	B	37
38	FADHILI SELEMANI MWANSUMILWE	M	37	B	39	B	40	B	30	C	27	C	29	C	202	33.7	B	38.5
39	JOSHUA GOLDEN SICHALWE	M	37	B	34	B	44	A	27	C	27	C	33	B	202	33.7	B	38.5
40	SHAIBU MASHAKA MWAILENCE	M	33	B	36	B	40	B	36	B	30	C	26	C	201	33.5	B	40
41	CATHERINI ONESMO MASAZI	F	34	B	33	B	40	B	29	C	33	B	31	B	200	33.3	B	41
42	JACKYLINE NICKOLAUS MBILINYI	F	33	B	35	B	39	B	34	B	22	C	35	B	198	33.0	B	42
43	DEOGRATIUS FRANCIS MTYAULE	M	24	C	31	B	45	A	32	B	30	C	32	B	194	32.3	B	43
44	JAMES BARAKA MWAKALOBO	M	31	B	20	D	38	B	38	B	29	C	33	B	189	31.5	B	44
45	LISSAH MBOKA MWAMBUSI	F	30	C	22	C	45	A	29	C	31	B	31	B	188	31.3	B	45
46	CALOREEN ENDREW MAHENGE	F	31	B	25	C	40	B	28	C	29	C	34	B	187	31.2	B	46
47	JOYMARRY GEORGE MBILINYI	F	32	B	26	C	38	B	30	C	25	C	32	B	183	30.5	B	47
48	MANJA JOSEPH AFYUSISYE	M																