
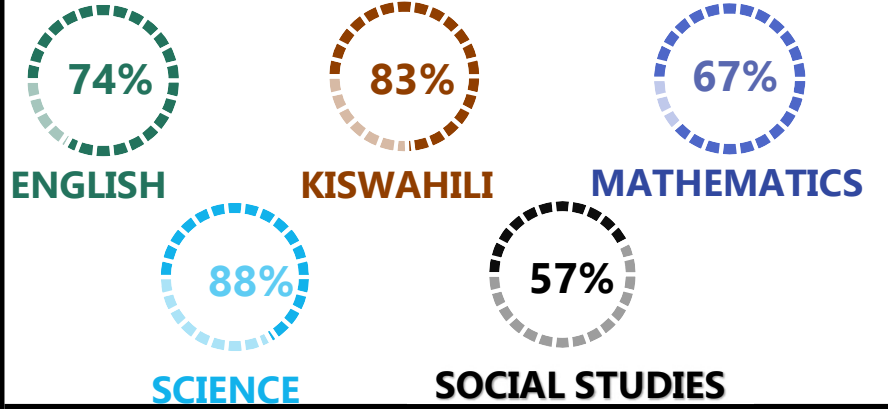

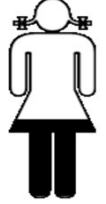




	<h1>ST.AGGREY</h1>																																																																																											
<b>REGION: MBEYA</b>	<b>SCHOOL AVERAGE: 185.1</b>	<b>BAND 3</b>																																																																																										
<b>DISTRICT: MBEYA</b>		<b>CATEGORY ABOVE 40</b>																																																																																										
<b>SUBJECT PERFORMANCE ANALYSIS</b>																																																																																												
<table border="1" style="width:100%; border-collapse: collapse;"> <thead> <tr> <th>SUBJECT NAME</th> <th>AVG</th> <th>%</th> <th>RNK</th> </tr> </thead> <tbody> <tr><td>SCIENCE</td><td>44.2</td><td>88%</td><td>1</td></tr> <tr><td>KISWAHILI</td><td>41.6</td><td>83%</td><td>2</td></tr> <tr><td>ENGLISH</td><td>37.2</td><td>74%</td><td>3</td></tr> <tr><td>MATHEMATICS</td><td>33.4</td><td>67%</td><td>4</td></tr> <tr><td>SOCIAL STUDIES</td><td>28.6</td><td>57%</td><td>5</td></tr> </tbody> </table> <table border="1" style="width:100%; border-collapse: collapse;"> <thead> <tr> <th>BOYS/GIRLS PASS RATE</th> <th>STD</th> <th>AVG</th> <th>%</th> </tr> </thead> <tbody> <tr><td>BOYS</td><td>26</td><td>0.58</td><td>58%</td></tr> <tr><td>GIRLS</td><td>23</td><td>0.42</td><td>42%</td></tr> </tbody> </table>	SUBJECT NAME	AVG	%	RNK	SCIENCE	44.2	88%	1	KISWAHILI	41.6	83%	2	ENGLISH	37.2	74%	3	MATHEMATICS	33.4	67%	4	SOCIAL STUDIES	28.6	57%	5	BOYS/GIRLS PASS RATE	STD	AVG	%	BOYS	26	0.58	58%	GIRLS	23	0.42	42%																																																								
SUBJECT NAME	AVG	%	RNK																																																																																									
SCIENCE	44.2	88%	1																																																																																									
KISWAHILI	41.6	83%	2																																																																																									
ENGLISH	37.2	74%	3																																																																																									
MATHEMATICS	33.4	67%	4																																																																																									
SOCIAL STUDIES	28.6	57%	5																																																																																									
BOYS/GIRLS PASS RATE	STD	AVG	%																																																																																									
BOYS	26	0.58	58%																																																																																									
GIRLS	23	0.42	42%																																																																																									
<table border="1" style="width:100%; border-collapse: collapse;"> <thead> <tr> <th colspan="6">GRADE ANALYSIS SUMMARY</th> </tr> <tr> <th>SUBJECT NAME/GRADE</th> <th>A</th> <th>B</th> <th>C</th> <th>D</th> <th>E</th> </tr> </thead> <tbody> <tr><td>MATHEMATICS</td><td>4</td><td>30</td><td>10</td><td>3</td><td>0</td></tr> <tr><td>KISWAHILI</td><td>32</td><td>15</td><td>0</td><td>0</td><td>0</td></tr> <tr><td>ENGLISH</td><td>8</td><td>35</td><td>4</td><td>0</td><td>0</td></tr> <tr><td>SCIENCE</td><td>40</td><td>4</td><td>3</td><td>0</td><td>0</td></tr> <tr><td>SOCIAL STUDIES</td><td>0</td><td>16</td><td>30</td><td>1</td><td>0</td></tr> </tbody> </table> <table border="1" style="width:100%; border-collapse: collapse;"> <thead> <tr> <th>OVERALL GRADE ANALYSIS</th> <th>NO.</th> <th>SEATED</th> <th>%</th> </tr> </thead> <tbody> <tr><td>A</td><td>6</td><td rowspan="3">47</td><td>13%</td></tr> <tr><td>B</td><td>38</td><td>81%</td></tr> <tr><td>C</td><td>3</td><td>6%</td></tr> <tr><td>D</td><td>0</td><td rowspan="2">0</td><td>0%</td></tr> <tr><td>E</td><td>0</td><td>0%</td></tr> </tbody> </table>	GRADE ANALYSIS SUMMARY						SUBJECT NAME/GRADE	A	B	C	D	E	MATHEMATICS	4	30	10	3	0	KISWAHILI	32	15	0	0	0	ENGLISH	8	35	4	0	0	SCIENCE	40	4	3	0	0	SOCIAL STUDIES	0	16	30	1	0	OVERALL GRADE ANALYSIS	NO.	SEATED	%	A	6	47	13%	B	38	81%	C	3	6%	D	0	0	0%	E	0	0%	<table border="1" style="width:100%; border-collapse: collapse;"> <thead> <tr> <th colspan="2">BOYS VS GIRLS PASSRATE (%)</th> </tr> </thead> <tbody> <tr> <td style="text-align: center;"> <b>58%</b></td> <td style="text-align: center;"> <b>42%</b></td> </tr> </tbody> </table> <table border="1" style="width:100%; border-collapse: collapse;"> <thead> <tr> <th colspan="3">OVERALL PERFORMANCE ANALYSIS</th> </tr> </thead> <tbody> <tr><td>REGISTERED</td><td>49</td><td>100%</td></tr> <tr><td>SEATED</td><td>47</td><td>96%</td></tr> <tr><td>ABSENTEES</td><td>2</td><td>4%</td></tr> <tr><td>PASSED</td><td>47</td><td>96%</td></tr> <tr><td>FAILED</td><td>0</td><td>0%</td></tr> <tr><td>SCHOOL POSITION</td><td colspan="2">30</td></tr> <tr><td>TOTAL SCHOOLS</td><td colspan="2">52</td></tr> </tbody> </table>	BOYS VS GIRLS PASSRATE (%)		 <b>58%</b>	 <b>42%</b>	OVERALL PERFORMANCE ANALYSIS			REGISTERED	49	100%	SEATED	47	96%	ABSENTEES	2	4%	PASSED	47	96%	FAILED	0	0%	SCHOOL POSITION	30		TOTAL SCHOOLS	52	
GRADE ANALYSIS SUMMARY																																																																																												
SUBJECT NAME/GRADE	A	B	C	D	E																																																																																							
MATHEMATICS	4	30	10	3	0																																																																																							
KISWAHILI	32	15	0	0	0																																																																																							
ENGLISH	8	35	4	0	0																																																																																							
SCIENCE	40	4	3	0	0																																																																																							
SOCIAL STUDIES	0	16	30	1	0																																																																																							
OVERALL GRADE ANALYSIS	NO.	SEATED	%																																																																																									
A	6	47	13%																																																																																									
B	38		81%																																																																																									
C	3		6%																																																																																									
D	0	0	0%																																																																																									
E	0		0%																																																																																									
BOYS VS GIRLS PASSRATE (%)																																																																																												
 <b>58%</b>	 <b>42%</b>																																																																																											
OVERALL PERFORMANCE ANALYSIS																																																																																												
REGISTERED	49	100%																																																																																										
SEATED	47	96%																																																																																										
ABSENTEES	2	4%																																																																																										
PASSED	47	96%																																																																																										
FAILED	0	0%																																																																																										
SCHOOL POSITION	30																																																																																											
TOTAL SCHOOLS	52																																																																																											

INDEX	NAME	SEX	MATHEMATICS		KISWAHILI		ENGLISH		SCIENCE		SOCIAL STUDIES		TOTAL	AVERAGE	OVR GRADE	SCH POSITION	OVERALL POSITION
1	METHOD SINAMENGI MAHENGE	M	44	A	43	A	39	B	48	A	40	B	214	43	A	1	1357.5
2	PATRICK ZAWALD NYEKELELA	M	44	A	42	A	41	A	48	A	32	B	207	41	A	2	1843.5
3	HOSEA DANIEL MDELEVA	M	41	A	41	A	40	B	47	A	37	B	206	41	A	3	1909.5
4	PETER MAKUSUDI SIMCHIMBA	M	43	A	42	A	38	B	50	A	32	B	205	41	A	4	1973
5	ABISHAI YUDA AMENYE	M	39	B	44	A	40	B	46	A	35	B	204	41	A	6	2037
6	MARTIN SAMWEL NGULLO	M	36	B	44	A	38	B	49	A	37	B	204	41	A	6	2037
7	ABDULRAZACK KHASHIM BENDERA	M	38	B	46	A	43	A	45	A	29	C	201	40	B	8	2242
8	EMMANUEL DAVID MWAMBINGU	M	39	B	44	A	39	B	46	A	33	B	201	40	B	8	2242
9	DICKSON MBONI LAURIAN	M	36	B	46	A	39	B	48	A	31	B	200	40	B	10	2306
10	SHADRACK JULIEN ILOMO	M	38	B	45	A	36	B	48	A	33	B	200	40	B	10	2306
11	DAUD EVANCE MWANDOLA	M	36	B	43	A	43	A	48	A	28	C	198	40	B	11	2436
12	ADRIEL GIDEON SWILA	M	39	B	40	B	41	A	44	A	33	B	197	39	B	13	2496.5
13	AGREY ADRIANO NYAKUNGA	M	38	B	45	A	41	A	46	A	27	C	197	39	B	13	2496.5
14	CAROLINE THASILO FUSSY	F	31	B	46	A	40	B	48	A	32	B	197	39	B	13	2496.5
15	TAYANA BONIFACE MWAKIPESILE	F	31	B	46	A	41	A	47	A	30	C	195	39	B	15	2614.5
16	LULU JOSEPH MWAKABUTA	F	38	B	43	A	40	B	46	A	27	C	194	39	B	17	2672
17	MARY MESHACK MASANJA	F	38	B	43	A	41	A	46	A	26	C	194	39	B	17	2672
18	SARAH FRANSIS MWANDAMBO	F	35	B	46	A	40	B	46	A	27	C	194	39	B	17	2672
19	EBENEZA FREDY MUNGURE	M	39	B	38	B	40	B	44	A	32	B	193	39	B	20	2725
20	KENETH ALLAN KAMANGA	M	34	B	38	B	37	B	47	A	37	B	193	39	B	20	2725
21	EVODIA ISAAC MWIBASI	F	38	B	41	A	41	A	45	A	28	C	193	39	B	20	2725
22	FURAHA DUNCAN KIMAMBO	M	33	B	41	A	38	B	45	A	33	B	190	38	B	22	2884
23	RAHIM YAHAYA MWILIMA	M	33	B	40	B	38	B	46	A	32	B	189	38	B	23	2931.5
24	LUCY IMANI MWAKIBETE	F	35	B	42	A	39	B	46	A	26	C	188	38	B	24	2987
25	KELVIN AYUBU ANGOLILE	M	33	B	41	A	39	B	44	A	30	C	187	37	B	26	3046

INDEX	NAME	SEX	MATHEMATICS		KISWAHILI		ENGLISH		SCIENCE		SOCIAL STUDIES		TOTAL	AVERAGE	OVR GRADE	SCH POSITION	OVERALL POSITION
26	ELVIA BARAKA KASUNGA	F	35	B	45	A	35	B	47	A	25	C	187	37	B	26	3046
27	JOHN NICODEMUS MASSAWE	M	32	B	39	B	38	B	47	A	30	C	186	37	B	28	3105.5
28	JOSEPH MGANGA MWIKOLA	M	31	B	40	B	39	B	47	A	29	C	186	37	B	28	3105.5
29	CORRETHA ANANIA KYANDO	F	36	B	42	A	32	B	44	A	32	B	186	37	B	28	3105.5
30	YOHANA IVAN NGONYANI	M	38	B	42	A	35	B	44	A	26	C	185	37	B	30	3166
31	DORCUS AMOSI MBELEWETA	F	39	B	43	A	33	B	44	A	25	C	184	37	B	32	3221
32	IRENE LODRICK EKONI	F	30	C	42	A	36	B	47	A	29	C	184	37	B	32	3221
33	DENIS MAJUTO MAHENGE	M	29	C	39	B	40	B	45	A	29	C	182	36	B	33	3323
34	JOSHUA TISEME MBILINYI	M	27	C	40	B	40	B	47	A	27	C	181	36	B	35	3377
35	JACKLINE SAMSON TWEVE	F	28	C	41	A	37	B	46	A	29	C	181	36	B	35	3377
36	ROSEMARY JOHNSON KIBONA	F	30	C	41	A	39	B	43	A	27	C	180	36	B	36	3427
37	VEDASTUS DAVID MAKINGI	M	25	C	42	A	36	B	45	A	28	C	176	35	B	37	3605.5
38	REHEMA ABDALLAH KISILWA	F	31	B	40	B	38	B	44	A	22	C	175	35	B	38	3651.5
39	KALEBU IDDY HINGA	M	22	C	39	B	36	B	45	A	30	C	172	34	B	39	3787
40	EMMANUEL YUSUFU MANASE	M	33	B	41	A	35	B	40	B	22	C	171	34	B	41	3832
41	CLEOPATRA MICHAEL MWANJALI	F	30	C	39	B	36	B	44	A	22	C	171	34	B	41	3832
42	CATHERINE DENNIS MWAKINYONGE	F	26	C	43	A	36	B	40	B	22	C	167	33	B	42	3991.5
43	AMINA RASHID MKOBO	F	20	D	39	B	34	B	40	B	22	C	155	31	B	43	4427
44	ANGEL DOMINICK SANGA	F	29	C	42	A	27	C	34	B	21	C	153	31	B	44	4499.5
45	BLESSING JOHN KIRUA	F	33	B	36	B	22	C	30	C	27	C	148	30	C	45	4663
46	RACHEL MICHAEL KIWONE	F	20	D	38	B	22	C	29	C	23	C	132	26	C	46	5023.5
47	ANGEL MICHAEL MAHENGE	F	19	D	34	B	30	C	23	C	11	D	117	23	C	47	5224
48	CATHERINE A MWANKOTWA	F															
49	GRACE EZEKIEL MWASIPOSYA	F															