
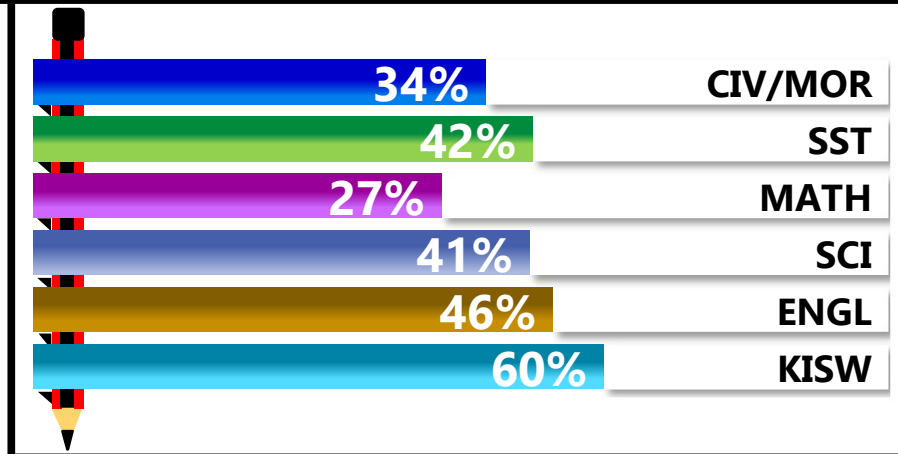
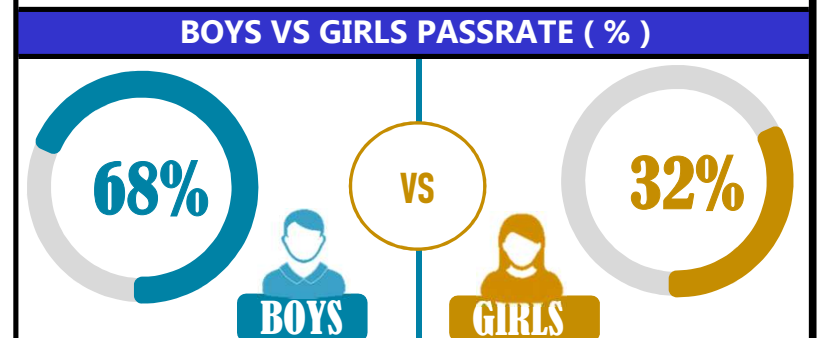
		<h1>ST.AUGUSTINE</h1>			
<b>REGION: MARA</b>		<b>SCHOOL AVERAGE</b>	<b>125.7</b>	<b>OVERALL GRADE</b>	
<b>DISTRICT: TARIME</b>				<b>C</b>	
				<b>CATEGORY</b>	
				<b>BELOW 40</b>	

## SUBJECT PERFORMANCE ANALYSIS

SUBJECT NAME	AVG	%	RNK
KISWAHILI	30.1	60%	1
ENGLISH	23.2	46%	2
SOCIAL STUDIES	21.1	42%	3
SCIENCE	20.7	41%	4
CIVIC & MORAL	16.9	34%	5
MATHEMATICS	13.7	27%	6
BOYS/GIRLS PASS RATE		STD	AVG
BOYS	23	0.68	68%
GIRLS	12	0.32	32%



GRADE ANALYSIS SUMMARY					
SUBJECT NAME/GRADE	A	B	C	D	E
MATHEMATICS	0	2	2	16	15
KISWAHILI	0	16	17	2	0
ENGLISH	0	4	20	10	1
SCIENCE	1	4	10	18	2
SOCIAL STUDIES	1	3	13	17	1
CIVIC AND MORAL	0	0	9	19	6
OVERALL GRADE ANALYSIS		NO.	SEATED	%	
A	0	18	0%		
B	2		11%		
C	16		89%		
D	17	17	94%		
E	0		0%		



OVERALL PERFORMANCE ANALYSIS		
REGISTERED	35	100%
SEATED	35	100%
ABSENTEES	0	0%
PASSED	18	51%
FAILED	17	49%

INDEX	NAME	SEX	MATHEMATICS		KISWAHILI		ENGLISH		SCIENCE		SOCIAL STUDIES		CIVIC & MORAL		TOTAL	AVERAGE	OVERALL GRADE	SCH POSITION	OVERALL POSITION
1	BENEDICTOR JOHN	M	32	B	36	B	35	B	41	A	41	A	36	B	221	37	B	1	321
2	ANNETH ELIAKIM	F	40	B	34	B	28	C	31	B	37	B	22	C	192	32	B	2	672.5
3	EDWARD ALEX	M	20	D	36	B	36	B	24	C	35	B	28	C	179	30	C	3	866.5
4	EMMANUEL MATINDE	M	19	D	33	B	30	C	20	D	32	B	26	C	160	27	C	4	1110.5
5	PATRICK JOSEPH	M	19	D	36	B	30	C	27	C	26	C	21	C	159	27	C	5	1122.5
6	ALPHONCE JOHN	M	22	C	33	B	27	C	26	C	25	C	24	C	157	26	C	6	1138
7	EMMANUEL MANGA	M	13	D	33	B	29	C	25	C	25	C	26	C	151	25	C	7	1198
8	MACK MACKMILLIAN	M	12	D	25	C	33	B	31	B	22	C	22	C	145	24	C	8	1258
9	FELIX CHRISTIAN	M	19	D	28	C	25	C	31	B	19	D	20	D	142	24	C	9	1285.5
10	SANDE SAMWEL	M	13	D	31	B	29	C	28	C	28	C	12	D	141	24	C	10	1300
11	MATIKO KISIRI	M	24	C	37	B	36	B	17	D	21	C	0	E	135	23	C	11	1351.5
12	JOSEPHINE ALPHONCE	F	11	D	30	C	21	C	20	D	26	C	23	C	131	22	C	12	1388.5
13	DICKSON CHACHA	M	12	D	26	C	21	C	32	B	22	C	15	D	128	21	C	13	1411
14	WENDRINE PETER	F	8	E	27	C	25	C	24	C	23	C	19	D	126	21	C	16	1425.5
15	OBOGO MOSABI	M	13	D	31	B	24	C	22	C	18	D	18	D	126	21	C	16	1425.5
16	PIUS GABRIEL	M	18	D	30	C	16	D	18	D	25	C	19	D	126	21	C	16	1425.5
17	CHARLES MASIAN	M	9	E	30	C	25	C	22	C	22	C	18	D	126	21	C	16	1425.5
18	BAGENI JUSTINE	F	8	E	37	B	28	C	21	C	12	D	17	D	123	21	C	18	1436
19	PAULINA JOSEPHAT	F	9	E	30	C	25	C	20	D	17	D	20	D	121	20	D	19	1443.5
20	REDEMTHA DAUD	F	7	E	37	B	26	C	22	C	21	C	7	E	120	20	D	20	1449.5
21	AMOS HUDSON	M	17	D	32	B	19	D	14	D	19	D	17	D	118	20	D	22	1458.5
22	ESTER SAIMON	F	10	E	31	B	22	C	20	D	20	D	15	D	118	20	D	22	1458.5
23	SCHOLASTICA MARWA	F	7	E	34	B	22	C	16	D	15	D	22	C	116	19	D	23	1467.5

INDEX	NAME	SEX	MATHEMATICS		KISWAHILI		ENGLISH		SCIENCE		SOCIAL STUDIES		CIVIC & MORAL		TOTAL	AVERAGE	OVERALL GRADE	SCH POSITION	OVERALL POSITION
24	CHEGERE TUGARA	M	14	D	30	C	16	D	18	D	20	D	16	D	114	19	D	24	1471.5
25	JAPHET SYLVESTER	M	13	D	30	C	17	D	17	D	13	D	11	D	101	17	D	25	1505
26	ALEX RYOBA	M	8	E	20	D	21	C	19	D	14	D	18	D	100	17	D	27	1509.5
27	BEATRICE PETER	F	10	E	25	C	13	D	20	D	19	D	13	D	100	17	D	27	1509.5
28	MOSES GEORGE	M	6	E	26	C	25	C	18	D	14	D	11	D	100	17	D	27	1509.5
29	ANNUSHA PETER	F	7	E	27	C	18	D	15	D	15	D	17	D	99	17	D	29	1513.5
30	ADELTA LUCAS	M	13	D	27	C	16	D	16	D	15	D	9	E	96	16	D	30	1519
31	SELEMAN SANJURA	M	10	E	26	C	19	D	17	D	10	E	13	D	95	16	D	32	1523
32	PETER SIMION	M	6	E	24	C	23	C	11	D	12	D	19	D	95	16	D	32	1523
33	PAULINA LAMECK	F	9	E	23	C	15	D	10	E	14	D	9	E	80	13	D	33	1545
34	BHOKE BOROGO	F	10	E	20	D	17	D	13	D	12	D	7	E	79	13	D	34	1546.5
35	DAUD PAUL	M	11	D	38	B	0	E	0	E	29	C	0	E	78	13	D	35	1548