
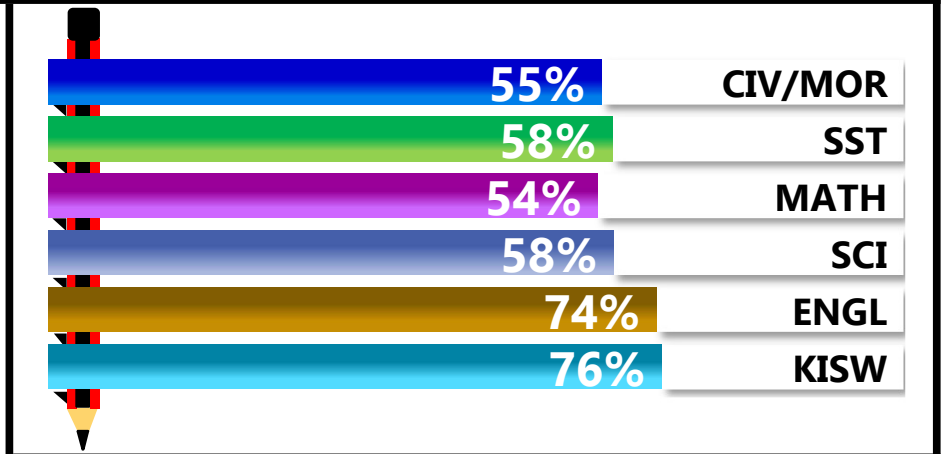
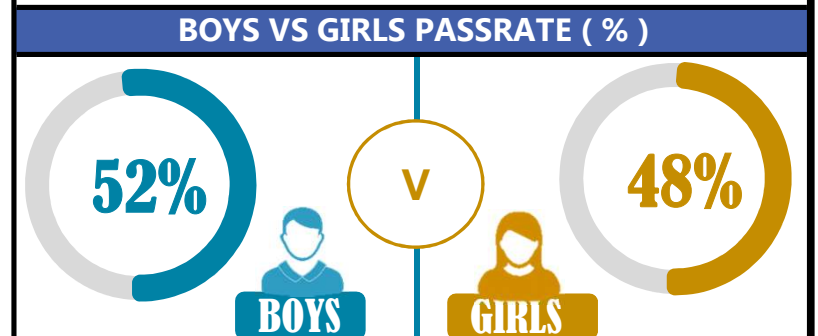
		<h1>ST.AUGUSTINE</h1>			
REGION: MARA		SCHOOL AVERAGE	187.8	OVERALL GRADE	
DISTRICT: TARIME				B	
				CATEGORY	
				BELOW 40	

SUBJECT PERFORMANCE ANALYSIS

SUBJECT NAME	AVG	%	RNK
KISWAHILI	38.0	76%	1
ENGLISH	36.9	74%	2
SCIENCE	29.2	58%	3
SOCIAL STUDIES	29.1	58%	4
CIVIC & MORAL	27.5	55%	5
MATHEMATICS	27.0	54%	6
BOYS/GIRLS PASS RATE	STD	AVG	%
BOYS	18	0.52	52%
GIRLS	18	0.48	48%



GRADE ANALYSIS SUMMARY					
SUBJECT NAME/GRADE	A	B	C	D	E
MATHEMATICS	3	8	16	8	1
KISWAHILI	13	21	2	0	0
ENGLISH	12	18	5	1	0
SCIENCE	3	12	17	0	0
SOCIAL STUDIES	3	10	19	4	0
CIVIC AND MORAL	2	12	18	3	0
OVERALL GRADE ANALYSIS	NO.	SEATED	%		
A	2	35	6%		
B	18		51%		
C	15		43%		
D	1	1	3%		
E	0		0%		



OVERALL PERFORMANCE ANALYSIS		
REGISTERED	36	100%
SEATED	36	100%
ABSENTEES	0	0%
PASSED	35	97%
FAILED	1	3%

INDEX	NAME	SEX	MATHEMATICS		KISWAHILI		ENGLISH		SCIENCE		SOCIAL STUDIES		CIVIC & MORAL		TOTAL	AVERAGE	OVERALL GRADE	SCH POSITION	OVERALL POSITION
1	DOMINICK DEUSEDITH NGOBESI	M	46	A	49	A	47	A	42	A	44	A	37	B	265	44	A	1	1215
2	NAOMI JOSEPH SAMWEL	F	36	B	46	A	44	A	41	A	39	B	41	A	247	41	A	2	2257.5
3	SELINA WILBROADY KAGYA	F	46	A	48	A	41	A	36	B	41	A	33	B	245	41	B	3	2348.5
4	ROSEMARY SAMSON DAUDI	F	34	B	45	A	45	A	37	B	41	A	41	A	243	41	B	4	2447
5	PASCHAL FABIAN MASALU	M	38	B	42	A	38	B	35	B	36	B	31	B	220	37	B	5	3373
6	THOMAS SYLVESTER GWENGE	M	29	C	42	A	41	A	34	B	34	B	34	B	214	36	B	6	3591.5
7	AGRIPINA JOSEPH NYANGIGE	F	36	B	35	B	44	A	31	B	30	C	34	B	210	35	B	7	3719.5
8	METHUSELA LAMECK JULIUS	M	34	B	43	A	38	B	29	C	37	B	27	C	208	35	B	8.5	3779
9	GERNES BARNABAS WAMBURA	F	37	B	44	A	39	B	31	B	28	C	29	C	208	35	B	8.5	3779
10	MWITA CHACHA MWITA	M	29	C	43	A	41	A	28	C	32	B	32	B	205	34	B	10	3860
11	KELVIN VINCENT PAUL	M	25	C	40	B	39	B	34	B	35	B	31	B	204	34	B	11	3892.5
12	VERONICAH HANFREY VALENTINE	F	27	C	36	B	41	A	41	A	26	C	32	B	203	34	B	12	3926
13	BRAYSON FERDINAND BITA	M	33	B	39	B	38	B	37	B	24	C	31	B	202	34	B	14	3960
14	ECLAT ELIAS GIBINO	F	24	C	42	A	38	B	27	C	37	B	34	B	202	34	B	14	3960
15	DEFRINE WILLIAM NDHUNE	M	27	C	41	A	42	A	33	B	26	C	32	B	201	34	B	15	3991
16	SABINA JOSEPH HONGA	F	42	A	36	B	36	B	31	B	29	C	26	C	200	33	B	16	4015.5
17	ANDREW PETER AKONG'O	M	30	C	40	B	41	A	34	B	22	C	30	C	197	33	B	18	4098
18	DERICK GIRIMBE MACHUGU	M	20	D	44	A	38	B	29	C	33	B	33	B	197	33	B	18	4098
19	CHEGERE KISIRI MOSETI	M	36	B	33	B	42	A	29	C	29	C	25	C	194	32	B	19	4184
20	EVANCE LUCAS PIUS	M	24	C	35	B	39	B	33	B	35	B	27	C	193	32	B	20	4210
21	GRACE JOSEPH CHACHA	F	23	C	38	B	38	B	26	C	27	C	27	C	179	30	C	21	4472
22	ELIA MATIKO CHACHA	M	29	C	36	B	41	A	26	C	24	C	22	C	178	30	C	22	4492.5
23	EMMANUEL MWITA CHACHA	M	26	C	35	B	38	B	28	C	26	C	23	C	176	29	C	23	4517

INDEX	NAME	SEX	MATHEMATICS		KISWAHILI		ENGLISH		SCIENCE		SOCIAL STUDIES		CIVIC & MORAL		TOTAL	AVERAGE	OVERALL GRADE	SCH POSITION	OVERALL POSITION
24	JENIPHER FREDY MARIBA	F	24	C	41	A	37	B	26	C	24	C	23	C	175	29	C	24	4530.5
25	BENADETHA RAYMOND NONGOL	F	24	C	35	B	37	B	26	C	26	C	26	C	174	29	C	25	4544
26	MICHAEL DEUS NYANGI	M	22	C	36	B	39	B	27	C	26	C	23	C	173	29	C	26	4559.5
27	JIMMY NYANG'OMBE RANGE	M	20	D	35	B	37	B	27	C	20	D	31	B	170	28	C	27	4591.5
28	ESTER APOLINARY MSIGWA	F	18	D	31	B	35	B	21	C	29	C	21	C	155	26	C	28	4744.5
29	LOYCE MASWI MARWA	F	23	C	35	B	29	C	19	D	25	C	22	C	153	26	C	30	4772.5
30	ROSEMARY NIMAYE CHRISTIAN	F	25	C	33	B	28	C	18	D	28	C	21	C	153	26	C	30	4772.5
31	JACKLINE AKARO MATIKO	F	13	D	40	B	32	B	27	C	17	D	23	C	152	25	C	32	4784
32	LETICIA FERDINAND BITA	F	18	D	30	C	32	B	26	C	22	C	24	C	152	25	C	32	4784
33	CASTOR PETER OTIENO	M	12	D	32	B	30	C	24	C	31	B	21	C	150	25	C	33	4801
34	MATHIAS JOSEPH HONGA	M	17	D	31	B	26	C	24	C	20	D	17	D	135	23	C	34	4898
35	JOSEPHINE MAISA BONIPHACE	F	15	D	37	B	27	C	15	D	24	C	14	D	132	22	C	35	4914
36	JOHARI JOHANESS NYANDIRA	F	10	E	21	C	12	D	20	D	20	D	12	D	95	16	D	36	5045.5