
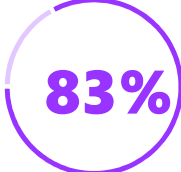











		<b>ST.CATHERINE</b>																																																																																				
<b>REGION: ARUSHA</b> <b>DISTRICT: KARATU</b>		<b>SCHOOL AVERAGE</b>		<b>207.0</b>																																																																																		
				<b>BAND</b>																																																																																		
				<b>4</b>																																																																																		
				<b>CATEGORY</b>																																																																																		
				<b>BELOW 40</b>																																																																																		
<b>SUBJECT PERFORMANCE ANALYSIS</b>																																																																																						
<table border="1" style="width: 100%; border-collapse: collapse;"> <thead> <tr> <th style="width: 30%;">SUBJECT NAME</th> <th style="width: 10%;">AVG</th> <th style="width: 10%;">%</th> <th style="width: 10%;">RNK</th> <th style="width: 10%;"></th> <th style="width: 10%;"></th> </tr> </thead> <tbody> <tr><td>KISWAHILI</td><td>41.5</td><td>83%</td><td>1</td><td></td><td></td></tr> <tr><td>ENGLISH</td><td>40.2</td><td>80%</td><td>2</td><td></td><td></td></tr> <tr><td>MATHEMATICS</td><td>35.9</td><td>72%</td><td>3</td><td></td><td></td></tr> <tr><td>SOCIAL STUDIES</td><td>34.0</td><td>68%</td><td>4</td><td></td><td></td></tr> <tr><td>SCIENCE</td><td>29.9</td><td>60%</td><td>5</td><td></td><td></td></tr> <tr><td>CIVIC &amp; MORAL</td><td>25.5</td><td>51%</td><td>6</td><td></td><td></td></tr> <tr> <th>BOYS/GIRLS PASS RATE</th> <th>STD</th> <th>AVG</th> <th>%</th> <th></th> <th></th> </tr> <tr><td>BOYS</td><td>9</td><td>0.63</td><td>63%</td><td></td><td></td></tr> <tr><td>GIRLS</td><td>6</td><td>0.37</td><td>37%</td><td></td><td></td></tr> </tbody> </table>						SUBJECT NAME	AVG	%	RNK			KISWAHILI	41.5	83%	1			ENGLISH	40.2	80%	2			MATHEMATICS	35.9	72%	3			SOCIAL STUDIES	34.0	68%	4			SCIENCE	29.9	60%	5			CIVIC & MORAL	25.5	51%	6			BOYS/GIRLS PASS RATE	STD	AVG	%			BOYS	9	0.63	63%			GIRLS	6	0.37	37%																							
SUBJECT NAME	AVG	%	RNK																																																																																			
KISWAHILI	41.5	83%	1																																																																																			
ENGLISH	40.2	80%	2																																																																																			
MATHEMATICS	35.9	72%	3																																																																																			
SOCIAL STUDIES	34.0	68%	4																																																																																			
SCIENCE	29.9	60%	5																																																																																			
CIVIC & MORAL	25.5	51%	6																																																																																			
BOYS/GIRLS PASS RATE	STD	AVG	%																																																																																			
BOYS	9	0.63	63%																																																																																			
GIRLS	6	0.37	37%																																																																																			
<div style="display: flex; justify-content: space-around; align-items: center;"> <div style="text-align: center;"> <p style="writing-mode: vertical-rl; transform: rotate(180deg);"><b>KISWAHILI</b></p>  <p style="font-size: 2em; color: purple;"><b>83%</b></p> </div> <div style="text-align: center;"> <p style="writing-mode: vertical-rl; transform: rotate(180deg);"><b>ENGLISH</b></p>  <p style="font-size: 2em; color: brown;"><b>80%</b></p> </div> <div style="text-align: center;"> <p style="writing-mode: vertical-rl; transform: rotate(180deg);"><b>SCIENCE</b></p>  <p style="font-size: 2em; color: pink;"><b>60%</b></p> </div> </div> <div style="display: flex; justify-content: space-around; align-items: center; margin-top: 20px;"> <div style="text-align: center;"> <p style="writing-mode: vertical-rl; transform: rotate(180deg);"><b>MATHEMATICS</b></p>  <p style="font-size: 2em; color: blue;"><b>72%</b></p> </div> <div style="text-align: center;"> <p style="writing-mode: vertical-rl; transform: rotate(180deg);"><b>SOCIAL STUDIES</b></p>  <p style="font-size: 2em; color: green;"><b>68%</b></p> </div> <div style="text-align: center;"> <p style="writing-mode: vertical-rl; transform: rotate(180deg);"><b>CIVIC &amp; MORAL</b></p>  <p style="font-size: 2em; color: grey;"><b>51%</b></p> </div> </div>																																																																																						
<table border="1" style="width: 100%; border-collapse: collapse;"> <thead> <tr> <th colspan="6" style="text-align: center;"><b>GRADE ANALYSIS SUMMARY</b></th> </tr> <tr> <th style="width: 30%;">SUBJECT NAME/GRADE</th> <th style="width: 10%;">A</th> <th style="width: 10%;">B</th> <th style="width: 10%;">C</th> <th style="width: 10%;">D</th> <th style="width: 10%;">E</th> </tr> </thead> <tbody> <tr><td>MATHEMATICS</td><td>7</td><td>3</td><td>3</td><td>2</td><td>0</td></tr> <tr><td>KISWAHILI</td><td>11</td><td>3</td><td>1</td><td>0</td><td>0</td></tr> <tr><td>ENGLISH</td><td>8</td><td>5</td><td>2</td><td>0</td><td>0</td></tr> <tr><td>SCIENCE</td><td>2</td><td>6</td><td>5</td><td>0</td><td>0</td></tr> <tr><td>SOCIAL STUDIES</td><td>1</td><td>9</td><td>5</td><td>0</td><td>0</td></tr> <tr><td>CIVIC AND MORAL</td><td>0</td><td>4</td><td>3</td><td>7</td><td>0</td></tr> <tr> <th>OVERALL GRADE ANALYSIS</th> <th>NO.</th> <th>SEATED</th> <th colspan="3">%</th> </tr> <tr> <td style="text-align: center;">A</td> <td style="text-align: center;">4</td> <td rowspan="3" style="text-align: center; vertical-align: middle;">15</td> <td colspan="3" style="text-align: right;">27%</td> </tr> <tr> <td style="text-align: center;">B</td> <td style="text-align: center;">7</td> <td colspan="3" style="text-align: right;">47%</td> </tr> <tr> <td style="text-align: center;">C</td> <td style="text-align: center;">4</td> <td colspan="3" style="text-align: right;">27%</td> </tr> <tr> <td style="text-align: center;">D</td> <td style="text-align: center;">0</td> <td rowspan="2" style="text-align: center; vertical-align: middle;">0</td> <td colspan="3" style="text-align: right;">0%</td> </tr> <tr> <td style="text-align: center;">E</td> <td style="text-align: center;">0</td> <td colspan="3" style="text-align: right;">0%</td> </tr> </tbody> </table>						<b>GRADE ANALYSIS SUMMARY</b>						SUBJECT NAME/GRADE	A	B	C	D	E	MATHEMATICS	7	3	3	2	0	KISWAHILI	11	3	1	0	0	ENGLISH	8	5	2	0	0	SCIENCE	2	6	5	0	0	SOCIAL STUDIES	1	9	5	0	0	CIVIC AND MORAL	0	4	3	7	0	OVERALL GRADE ANALYSIS	NO.	SEATED	%			A	4	15	27%			B	7	47%			C	4	27%			D	0	0	0%			E	0	0%		
<b>GRADE ANALYSIS SUMMARY</b>																																																																																						
SUBJECT NAME/GRADE	A	B	C	D	E																																																																																	
MATHEMATICS	7	3	3	2	0																																																																																	
KISWAHILI	11	3	1	0	0																																																																																	
ENGLISH	8	5	2	0	0																																																																																	
SCIENCE	2	6	5	0	0																																																																																	
SOCIAL STUDIES	1	9	5	0	0																																																																																	
CIVIC AND MORAL	0	4	3	7	0																																																																																	
OVERALL GRADE ANALYSIS	NO.	SEATED	%																																																																																			
A	4	15	27%																																																																																			
B	7		47%																																																																																			
C	4		27%																																																																																			
D	0	0	0%																																																																																			
E	0		0%																																																																																			
<table border="1" style="width: 100%; border-collapse: collapse;"> <thead> <tr> <th colspan="2" style="text-align: center;"><b>BOY'S VS GIRLS' PASSRATE (%)</b></th> </tr> </thead> <tbody> <tr> <td style="text-align: center;"> <p style="writing-mode: vertical-rl; transform: rotate(180deg);"><b>BOYS</b></p>  <p style="font-size: 2em; color: brown;"><b>63%</b></p> </td> <td style="text-align: center;"> <p style="writing-mode: vertical-rl; transform: rotate(180deg);"><b>GIRLS</b></p>  <p style="font-size: 2em; color: teal;"><b>37%</b></p> </td> </tr> </tbody> </table>						<b>BOY'S VS GIRLS' PASSRATE (%)</b>		<p style="writing-mode: vertical-rl; transform: rotate(180deg);"><b>BOYS</b></p>  <p style="font-size: 2em; color: brown;"><b>63%</b></p>	<p style="writing-mode: vertical-rl; transform: rotate(180deg);"><b>GIRLS</b></p>  <p style="font-size: 2em; color: teal;"><b>37%</b></p>																																																																													
<b>BOY'S VS GIRLS' PASSRATE (%)</b>																																																																																						
<p style="writing-mode: vertical-rl; transform: rotate(180deg);"><b>BOYS</b></p>  <p style="font-size: 2em; color: brown;"><b>63%</b></p>	<p style="writing-mode: vertical-rl; transform: rotate(180deg);"><b>GIRLS</b></p>  <p style="font-size: 2em; color: teal;"><b>37%</b></p>																																																																																					
<table border="1" style="width: 100%; border-collapse: collapse;"> <thead> <tr> <th colspan="3" style="text-align: center;"><b>OVERALL PERFORMANCE ANALYSIS</b></th> </tr> </thead> <tbody> <tr> <td>REGISTERED</td> <td style="text-align: center;">15</td> <td style="text-align: center;">100%</td> </tr> <tr> <td>SEATED</td> <td style="text-align: center;">15</td> <td style="text-align: center;">100%</td> </tr> <tr> <td>ABSENTEES</td> <td style="text-align: center;">0</td> <td style="text-align: center;">0%</td> </tr> <tr> <td>PASSED</td> <td style="text-align: center;">15</td> <td style="text-align: center;">100%</td> </tr> <tr> <td>FAILED</td> <td style="text-align: center;">0</td> <td style="text-align: center;">0%</td> </tr> <tr> <td>SCHOOL POSITION</td> <td colspan="2" style="text-align: center;">44</td> </tr> <tr> <td>TOTAL SCHOOLS</td> <td colspan="2" style="text-align: center;">90</td> </tr> </tbody> </table>						<b>OVERALL PERFORMANCE ANALYSIS</b>			REGISTERED	15	100%	SEATED	15	100%	ABSENTEES	0	0%	PASSED	15	100%	FAILED	0	0%	SCHOOL POSITION	44		TOTAL SCHOOLS	90																																																										
<b>OVERALL PERFORMANCE ANALYSIS</b>																																																																																						
REGISTERED	15	100%																																																																																				
SEATED	15	100%																																																																																				
ABSENTEES	0	0%																																																																																				
PASSED	15	100%																																																																																				
FAILED	0	0%																																																																																				
SCHOOL POSITION	44																																																																																					
TOTAL SCHOOLS	90																																																																																					

INDEX	NAME	SEX	MATHEMATICS	KISWAHILI	ENGLISH	SCIENCE	SOCIAL STUDIES	CIVIC & MORAL	TOTAL	AVERAGE	OVR GRADE	SCH POSITION	OVERALL POSITION						
1	ABEL COLLINS GEOFREY	M	50	A	46	A	48	A	42	A	38	B	42	A	266	44	A	1	865
2	JOSHUA KADO AMBROSE	M	47	A	48	A	48	A	36	B	42	A	32	B	253	42	A	2	1532.5
3	CARREN JULIUS VICENT	F	44	A	46	A	48	A	36	B	40	B	32	B	246	41	A	3	1891
4	INNOCENT JOHN SULLE	M	46	A	48	A	50	A	33	B	38	B	30	C	245	41	A	4	1950
5	DAVID GODLIVING MOLLEL	M	34	B	41	A	48	A	38	B	40	B	38	B	239	40	B	5	2295.5
6	LEWIS. L.LAGUEN	M	44	A	45	A	38	B	31	B	34	B	38	B	230	38	B	6	2767
7	LOVENESS JOHN BOHAY	F	38	B	45	A	39	B	20	D	38	B	30	C	210	35	B	7	3778.5
8	BLANKA BLASSY RAYMOND	F	30	C	41	A	44	A	27	C	40	B	22	C	204	34	B	8	4083.5
9	JOSHUA MICHAEL MELI	M	38	B	41	A	43	A	22	C	34	B	16	D	194	32	B	9	4582
10	ALLAN WILFRED	M	42	A	40	B	35	B	28	C	26	C	20	D	191	32	B	10	4715
11	ALHARITH ADNAN KHALID	M	44	A	42	A	33	B	25	C	24	C	16	D	184	31	B	11	4985
12	GLORY FESTO STEVEN	F	22	C	42	A	41	A	23	C	30	C	20	D	178	30	C	12	5192
13	GRACE SAMSON PELEKA	F	18	D	34	B	29	C	41	A	28	C	16	D	166	28	C	13	5579.5
14	ANASTAZIA JOHN	F	20	D	28	C	27	C	32	B	32	B	12	D	151	25	C	14	5967
15	ELIHURUMA JACOB HULI	M	22	C	35	B	32	B	15	D	26	C	18	D	148	25	C	15	6041