
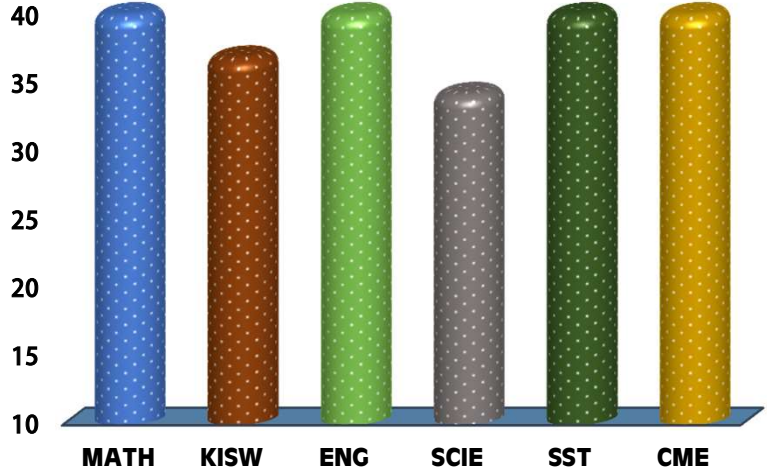


	<h1>ST.CATHERINE</h1>				
<b>REGION: ARUSHA</b>	<b>SCHOOL AVERAGE: 39.5</b>	<b>DISTRICT: KARATU</b>			
<b>SUBJECT AND GRADE PERFORMANCE ANALYSIS</b>					
<b>SUBJECT RANKING</b>					
ENGLISH	44.5	89%	1		
MATHEMATICS	41.0	82%	2		
CIVIC AND MORAL EDUCATION	40.3	81%	3		
SOCIAL STUDIES	40.1	80%	4		
KISWAHILI	36.8	74%	5		
SCIENCE	34.2	68%	6		
<b>SUBJECT GRADE ANALYSIS</b>					
<b>SUBJECT/GRADE</b>	<b>A</b>	<b>B</b>	<b>C</b>	<b>D</b>	<b>F</b>
MATHEMATICS	7	5	0	0	0
KISWAHILI	2	9	1	0	0
ENGLISH	12	0	0	0	0
SCIENCE	2	7	3	0	0
SOCIAL STUDIES	6	6	0	0	0
CIVIC AND MORAL	8	4	0	0	0
<b>OVERALL GRADE ANALYSIS</b>					
<b>A</b>	<b>5</b>	<b>12</b>	6%		
<b>B</b>	<b>7</b>		9%		
<b>C</b>	<b>0</b>		0%		
<b>D</b>	<b>0</b>		0%		
<b>F</b>	<b>0</b>		0%		
<b>CHART SUBJECT ANALYSIS</b>					
					
<b>BOYS VS GIRLS PERFORMANCE</b>					
	<b>SAT</b>		<b>SAT</b>	<b>TOTAL</b>	
	<b>6</b>		<b>6</b>	<b>12</b>	
<b>41%</b>			<b>38%</b>		
<b>SEATED</b>		12	100%		
<b>ABSENTEES</b>		0	0%		
<b>PASSED</b>		12	100%		
<b>FAILED</b>		0	0%		

NO	NAME	SEX	MATH		KISW		ENG		SCI		SST		CME		TOTAL	AVG	GRADE	POS
1	ADOLPH NICODEMUS	M	49	A	38	B	46	A	43	A	43	A	46	A	265	44.2	A	1
2	JOSHUA DAUDI	M	35	B	42	A	46	A	43	A	45	A	41	A	252	42.0	A	2
3	ANKYA TOM	M	45	A	37	B	45	A	36	B	42	A	43	A	248	41.3	A	3
4	GODFREY SEBASTIAN	M	44	A	37	B	46	A	35	B	42	A	41	A	245	40.8	A	4
5	ALEXANDAR ALPHONCE	M	44	A	36	B	46	A	36	B	42	A	39	B	243	40.5	A	5
6	BEATRICE EZEKIELY	F	40	B	41	A	48	A	32	B	39	B	42	A	242	40.3	B	6
7	ANNA PAUL	F	42	A	35	B	42	A	36	B	43	A	42	A	240	40.0	B	7
8	JACKLINE WINNER	F	46	A	37	B	42	A	32	B	39	B	41	A	237	39.5	B	8
9	ADAM ORILI	M	34	B	38	B	42	A	32	B	38	B	42	A	226	37.7	B	9
10	JOAN JUSTINE	F	41	A	30	C	42	A	30	C	36	B	38	B	217	36.2	B	10
11	ERICA MARTINE	F	34	B	39	B	45	A	27	C	35	B	34	B	214	35.7	B	11
12	JOHAN RAPHAEL	F	38	B	32	B	44	A	28	C	37	B	34	B	213	35.5	B	12