


	<h1>ST.CLARET</h1>				
<b>REGION: DAR ES SALAAM</b>	<b>SCHOOL AVERAGE: 32.8</b>	<b>DISTRICT: UBUNGO</b>			
<b>SUBJECT AND GRADE PERFORMANCE ANALYSIS</b>					
<b>SUBJECT RANKING</b>					
ENGLISH	40.9	82%	1		
CIVIC AND MORAL EDUCATION	33.7	67%	2		
KISWAHILI	33.1	66%	3		
SCIENCE	31.5	63%	4		
SOCIAL STUDIES	30.3	61%	5		
MATHEMATICS	27.0	54%	6		
<b>SUBJECT GRADE ANALYSIS</b>					
<b>SUBJECT/GRADE</b>	<b>A</b>	<b>B</b>	<b>C</b>	<b>D</b>	<b>F</b>
MATHEMATICS	6	15	16	14	0
KISWAHILI	5	35	11	0	0
ENGLISH	35	16	1	1	0
SCIENCE	5	28	17	3	0
SOCIAL STUDIES	2	24	23	3	0
CIVIC AND MORAL	9	29	12	2	0
<b>OVERALL GRADE ANALYSIS</b>					
<b>A</b>	<b>4</b>	<b>53</b>	5%		
<b>B</b>	<b>36</b>		44%		
<b>C</b>	<b>10</b>		12%		
<b>D</b>	<b>3</b>		4%		
<b>F</b>	<b>0</b>		0%		
<b>CHART SUBJECT ANALYSIS</b>					
<b>BOYS VS GIRLS PERFORMANCE</b>					
	<b>SAT</b> <b>38</b>		<b>SAT</b> <b>15</b>	<b>TOTAL</b> <b>53</b>	
<b>32%</b>		<b>34%</b>			
<b>SEATED</b>	53	100%			
<b>ABSENTEES</b>	0	0%			
<b>PASSED</b>	50	94%			
<b>FAILED</b>	3	6%			

NO	NAME	SEX	MATH		KISW		ENG		SCI		SST		CME		TOTAL	AVG	GRADE	POS
1	CAREEN JOSEPH JOHN	F	48	A	44	A	46	A	43	A	41	A	40	B	262	43.7	A	1
2	COLLINS YONA MKINDI	M	46	A	41	A	47	A	40	B	39	B	42	A	255	42.5	A	2.5
3	DASLINA DANIEL SHAYO	F	47	A	40	B	48	A	41	A	39	B	40	B	255	42.5	A	2.5
4	MERRY DENIS MSHANI	M	45	A	41	A	44	A	42	A	39	B	41	A	252	42.0	A	4
5	KENNEDY EMMANUEL BAGOLELE	M	28	C	42	A	47	A	35	B	41	A	43	A	236	39.3	B	5.5
6	AHLAM OMARY DELLO	F	37	B	38	B	46	A	39	B	33	B	43	A	236	39.3	B	5.5
7	VERONICA JAPHET MROSSO	F	26	C	38	B	47	A	44	A	40	B	40	B	235	39.2	B	7
8	JEROME JULIUS NGWEBEYA	M	44	A	33	B	42	A	38	B	39	B	37	B	233	38.8	B	8
9	RAZACK OMARY MBWETO	M	35	B	38	B	46	A	29	C	37	B	43	A	228	38.0	B	9.5
10	YOHANA MAWAZO LUSASI	M	33	B	38	B	46	A	34	B	39	B	38	B	228	38.0	B	9.5
11	GRACE ALEX DONGWE	F	34	B	36	B	49	A	36	B	32	B	40	B	227	37.8	B	11
12	ALBERT PETER BUBERWA	M	39	B	42	A	43	A	35	B	29	C	37	B	225	37.5	B	13
13	GAITAN FRANCIS MGORI	M	37	B	28	C	46	A	34	B	36	B	44	A	225	37.5	B	13
14	BRENDA RICHARD MUSHI	F	33	B	36	B	44	A	35	B	34	B	43	A	225	37.5	B	13
15	KELVIN GODFREY MWANGALIMI	M	26	C	39	B	41	A	38	B	39	B	40	B	223	37.2	B	15
16	MUSSA WAILES KYANDO	M	39	B	31	B	42	A	35	B	34	B	41	A	222	37.0	B	16
17	JACKLINE SIXBERT KYARUZI	M	36	B	36	B	43	A	31	B	33	B	40	B	219	36.5	B	18
18	JANETH TURUKA BITURO	M	30	C	40	B	42	A	35	B	31	B	41	A	219	36.5	B	18
19	MILPER CHARLES MAKWETA	F	36	B	32	B	49	A	32	B	32	B	38	B	219	36.5	B	18
20	DOMINIC DENIS YAKISOLA	M	38	B	32	B	41	A	41	A	35	B	31	B	218	36.3	B	20
21	ALBERT FELIST GUNEWWE	M	42	A	34	B	39	B	31	B	31	B	33	B	210	35.0	B	21
22	METHEWWILSON FELIX LYIMO	F	21	C	39	B	43	A	33	B	38	B	34	B	208	34.7	B	22
23	ELISHA MOSES SIMBEYE	M	29	C	31	B	40	B	39	B	33	B	35	B	207	34.5	B	23
24	ROSE WILBARD NTONGANI	M	26	C	40	B	44	A	25	C	36	B	32	B	203	33.8	B	24
25	VYONNE DENNIS SWAI	F	26	C	29	C	48	A	32	B	29	C	37	B	201	33.5	B	25

NO	NAME	SEX	MATH		KISW		ENG		SCI		SST		CME		TOTAL	AVG	GRADE	POS
26	LETICIA SIMON PINDUA	F	24	C	35	B	47	A	30	C	29	C	34	B	199	33.2	B	26
27	JOSHUA JOHN SEMGOJA	M	31	B	29	C	41	A	33	B	29	C	35	B	198	33.0	B	27
28	AMEDEUS VICENT MINJA	M	29	C	29	C	45	A	32	B	29	C	32	B	196	32.7	B	29
29	JASTINE RAPHAEL LUBANGO	M	21	C	36	B	42	A	26	C	34	B	37	B	196	32.7	B	29
30	KELVIN INNOCENT SHIRIMA	M	25	C	32	B	39	B	35	B	28	C	37	B	196	32.7	B	29
31	JUSTINE FABIAN MSAMBA	M	25	C	34	B	44	A	28	C	28	C	35	B	194	32.3	B	31
32	BENSON GODFREY MALLYA	M	29	C	36	B	36	B	36	B	23	C	33	B	193	32.2	B	32.5
33	DERICK MANINGI URIO	M	39	B	35	B	31	B	30	C	28	C	30	C	193	32.2	B	32.5
34	DEOGRATIUS JOSEPH KISSARO	M	32	B	32	B	41	A	32	B	27	C	27	C	191	31.8	B	34.5
35	HUMPHREY ALEX LUBIDA	M	21	C	34	B	41	A	40	B	28	C	27	C	191	31.8	B	34.5
36	AGAPEESTHER LUCA LOATA	F	14	D	35	B	39	B	31	B	32	B	39	B	190	31.7	B	36
37	KELVIM MARK MAKORE	M	15	D	31	B	42	A	32	B	32	B	35	B	187	31.2	B	37
38	ISACK INNOCENT ERASTO	M	20	D	37	B	42	A	30	C	27	C	30	C	186	31.0	B	38
39	BRIGHTON BERNARD TEMBA	M	23	C	37	B	38	B	31	B	29	C	27	C	185	30.8	B	39
40	ANASTELLA CHARLES MZYUKA	F	32	B	37	B	36	B	26	C	26	C	26	C	183	30.5	B	40
41	ERNEST ERNEST LYATUU	M	15	D	32	B	40	B	33	B	26	C	36	B	182	30.3	C	41
42	NAYNAG MUSSA TAMBO	F	15	D	32	B	41	A	28	C	26	C	30	C	172	28.7	C	42
43	STANFORD SUITBERT LYAKURWA	M	13	D	33	B	38	B	22	C	29	C	35	B	170	28.3	C	43
44	FELIX JOSEPH KALAGHE	M	16	D	28	C	45	A	24	C	25	C	31	B	169	28.2	C	44
45	ELISHA RAYMOND MUSHI	M	12	D	30	C	41	A	24	C	26	C	31	B	164	27.3	C	45
46	JULIUS SERGIUS KINYERO	M	17	D	32	B	34	B	25	C	23	C	30	C	161	26.8	C	46
47	JUSTINE OXMAN KESSY	M	17	D	26	C	35	B	20	D	29	C	30	C	157	26.2	C	47
48	RUTH SAMSON DADI	F	11	D	26	C	39	B	24	C	18	D	28	C	146	24.3	C	48
49	BARAKA JOSEPH SISYA	M	13	D	27	C	36	B	23	C	21	C	25	C	145	24.2	C	49
50	HAMIDA KHALFAN ABASY	F	13	D	28	C	34	B	23	C	25	C	21	C	144	24.0	C	50

NO	NAME	SEX	MATH		KISW		ENG		SCI		SST		CME		TOTAL	AVG	GRADE	POS
51	ERICK RUBEN CHENGULA	M	15	D	25	C	32	B	22	C	16	D	9	E	119	19.8	D	51
52	ELIAS JOHN NGOWI	M	6	E	7	E	21	C	14	D	15	D	11	D	74	12.3	D	52
53	KELVIN CLAUDSON LYARUU	M	7	E	3	E	15	D	17	D	10	E	11	D	63	10.5	D	53