
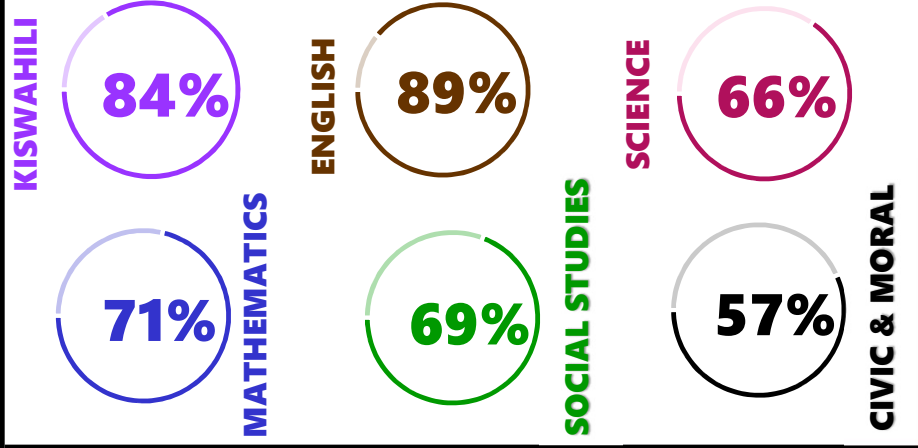


		ST.FLORENCE																																											
REGION: DAR ES SALAAM DISTRICT: KINONDONI		SCHOOL AVERAGE		217.8																																									
				BAND																																									
				CATEGORY																																									
				3																																									
				ABOVE 40																																									
SUBJECT PERFORMANCE ANALYSIS																																													
<table border="1"> <thead> <tr> <th>SUBJECT NAME</th> <th>AVG</th> <th>%</th> <th>RNK</th> </tr> </thead> <tbody> <tr> <td>ENGLISH</td> <td>44.5</td> <td>89%</td> <td>1</td> </tr> <tr> <td>KISWAHILI</td> <td>41.9</td> <td>84%</td> <td>2</td> </tr> <tr> <td>MATHEMATICS</td> <td>35.7</td> <td>71%</td> <td>3</td> </tr> <tr> <td>SOCIAL STUDIES</td> <td>34.6</td> <td>69%</td> <td>4</td> </tr> <tr> <td>SCIENCE</td> <td>32.8</td> <td>66%</td> <td>5</td> </tr> <tr> <td>CIVIC & MORAL</td> <td>28.3</td> <td>57%</td> <td>6</td> </tr> <tr> <th>BOYS/GIRLS PASS RATE</th> <th>STD</th> <th>AVG</th> <th>%</th> </tr> <tr> <td>BOYS</td> <td>47</td> <td>0.48</td> <td>48%</td> </tr> <tr> <td>GIRLS</td> <td>49</td> <td>0.52</td> <td>52%</td> </tr> </tbody> </table>			SUBJECT NAME	AVG	%	RNK	ENGLISH	44.5	89%	1	KISWAHILI	41.9	84%	2	MATHEMATICS	35.7	71%	3	SOCIAL STUDIES	34.6	69%	4	SCIENCE	32.8	66%	5	CIVIC & MORAL	28.3	57%	6	BOYS/GIRLS PASS RATE	STD	AVG	%	BOYS	47	0.48	48%	GIRLS	49	0.52	52%			
SUBJECT NAME	AVG	%	RNK																																										
ENGLISH	44.5	89%	1																																										
KISWAHILI	41.9	84%	2																																										
MATHEMATICS	35.7	71%	3																																										
SOCIAL STUDIES	34.6	69%	4																																										
SCIENCE	32.8	66%	5																																										
CIVIC & MORAL	28.3	57%	6																																										
BOYS/GIRLS PASS RATE	STD	AVG	%																																										
BOYS	47	0.48	48%																																										
GIRLS	49	0.52	52%																																										
GRADE ANALYSIS SUMMARY																																													
SUBJECT NAME/GRADE	A	B	C	D	E																																								
MATHEMATICS	23	47	18	4	2																																								
KISWAHILI	63	29	2	0	0																																								
ENGLISH	72	20	2	0	0																																								
SCIENCE	18	36	29	0	0																																								
SOCIAL STUDIES	23	41	26	3	1																																								
CIVIC AND MORAL	3	34	39	15	2																																								
OVERALL GRADE ANALYSIS	NO.	SEATED	%																																										
A	24	94	26%																																										
B	53		56%																																										
C	17		18%																																										
D	0	0	0%																																										
E	0		0%																																										
BOY'S VS GIRLS' PASSRATE (%)																																													
BOYS 		48%		GIRLS 																																									
		52%																																											
OVERALL PERFORMANCE ANALYSIS																																													
REGISTERED	96		100%																																										
SEATED	94		98%																																										
ABSENTEES	2		2%																																										
PASSED	94		98%																																										
FAILED	0		0%																																										
SCHOOL POSITION	24																																												
TOTAL SCHOOLS	63																																												

INDEX	NAME	SEX	MATHEMATICS		KISWAHILI		ENGLISH		SCIENCE		SOCIAL STUDIES		CIVIC & MORAL		TOTAL	AVERAGE	OVR GRADE	SCH POSITION	OVERALL POSITION
1	COLLINS INNOCENT MOSHA	M	50	A	50	A	50	A	46	A	46	A	40	B	282	47	A	2	256.5
2	CONSOLATA CHRISPIN BITEGEKO	F	50	A	44	A	50	A	48	A	50	A	40	B	282	47	A	2	256.5
3	EDRIC ANDREW JOSHUA	M	46	A	46	A	48	A	46	A	48	A	40	B	274	46	A	3	511.5
4	CUTHBERT ISSAH MWALUBANDU	M	46	A	48	A	50	A	46	A	44	A	38	B	272	45	A	5	595
5	CAITLIN ISSA MWALUBANDU	F	38	B	48	A	50	A	46	A	48	A	42	A	272	45	A	5	595
6	JOELLINE SEVERINE LASWAI	F	44	A	50	A	50	A	42	A	48	A	36	B	270	45	A	6	685.5
7	PRINCELLA OSCAR NYIRENDA	F	42	A	46	A	48	A	44	A	44	A	42	A	266	44	A	7	865
8	JUNIOR ISAAC FESTO	M	40	B	48	A	50	A	44	A	46	A	36	B	264	44	A	10	958
9	CATHERINE ALEX GABRIEL	F	48	A	44	A	48	A	44	A	40	B	40	B	264	44	A	10	958
10	GENEVIEVE DAVID RWENYAGIRA	F	46	A	48	A	50	A	36	B	46	A	38	B	264	44	A	10	958
11	REINFRIDA GADIEL MVUNGI	F	36	B	48	A	48	A	48	A	46	A	38	B	264	44	A	10	958
12	COLLIN SAMWEL AMMA	M	40	B	46	A	47	A	42	A	46	A	38	B	259	43	A	12	1196
13	TRACY ERICK KISUKUAH	F	44	A	48	A	48	A	36	B	44	A	38	B	258	43	A	13	1240.5
14	IBRAHIM SELEMAN MOHAMMED	M	44	A	46	A	50	A	42	A	36	B	36	B	254	42	A	14	1464
15	MERIGORETH BERNARD KISUNTI	F	40	B	48	A	50	A	36	B	38	B	38	B	250	42	A	15	1684
16	IMRAN HALFANI MSUMI	M	38	B	42	A	50	A	42	A	48	A	28	C	248	41	A	18	1791
17	AIKO SASHA FADHILI KARIA	F	44	A	44	A	48	A	42	A	38	B	32	B	248	41	A	18	1791
18	EIREAN APIYO AHMANI	F	42	A	48	A	50	A	34	B	40	B	34	B	248	41	A	18	1791
19	SARAH MIKALU MAPUNDA	F	36	B	44	A	50	A	38	B	38	B	42	A	248	41	A	18	1791
20	COLLINS DISKSON KAHWA	M	46	A	44	A	50	A	40	B	28	C	38	B	246	41	A	22	1891
21	DESHAWN DESDERI WENGAA	M	44	A	42	A	38	B	48	A	36	B	38	B	246	41	A	22	1891
22	EFREN OVADIUS MWANGAMILA	M	36	B	44	A	46	A	46	A	44	A	30	C	246	41	A	22	1891

INDEX	NAME	SEX	MATHEMATICS		KISWAHILI		ENGLISH		SCIENCE		SOCIAL STUDIES		CIVIC & MORAL		TOTAL	AVERAGE	OVR GRADE	SCH POSITION	OVERALL POSITION
23	FELINANDO MEDAD MUTTA	M	38	B	48	A	48	A	42	A	36	B	34	B	246	41	A	22	1891
24	CLARISSA STANLEY MARISSA	F	38	B	48	A	48	A	40	B	40	B	30	C	244	41	A	24	2008.5
25	ERICA LENGAMA	F	40	B	46	A	48	A	38	B	36	B	34	B	242	40	B	25	2122
26	MAYA MBARAKA MAYANZI	F	34	B	42	A	50	A	38	B	44	A	32	B	240	40	B	26	2236.5
27	ROY RAMADHAN JOGO	M	44	A	42	A	49	A	34	B	34	B	36	B	239	40	B	27	2295.5
28	NIA JAFFARY NGONGOLO	F	44	A	42	A	48	A	36	B	44	A	24	C	238	40	B	28	2350
29	FRANK AUGUSTINO SWAI	M	40	B	48	A	42	A	38	B	38	B	30	C	236	39	B	30	2454.5
30	LEONARD LAZARO KABYEMERA	M	40	B	42	A	46	A	38	B	38	B	32	B	236	39	B	30	2454.5
31	CHERYL CHARLES MTANGI	F	40	B	44	A	48	A	40	B	32	B	32	B	236	39	B	30	2454.5
32	WILSON DEUSDEDITH KAHINDI	M	36	B	44	A	46	A	40	B	40	B	28	C	234	39	B	32	2556
33	FRANK GIBSON MAWALA	M	40	B	46	A	42	A	38	B	34	B	32	B	232	39	B	33	2660.5
34	LUCKNESS DICKSON KIBALA	F	38	B	46	A	35	B	38	B	44	A	30	C	231	39	B	34	2711
35	JONATHAN INNOCENT SHANGO	M	36	B	38	B	50	A	40	B	36	B	30	C	230	38	B	36	2767
36	AMANDA CHELSEA MAGANGA	F	40	B	44	A	46	A	42	A	32	B	26	C	230	38	B	36	2767
37	CLEOPATRA GEORGE MOSHA	F	40	B	40	B	48	A	36	B	40	B	26	C	230	38	B	36	2767
38	FAITH HUSSEIN KAYUMBA	F	48	A	35	B	50	A	28	C	42	A	26	C	229	38	B	38	2816
39	JOHNSON ELIAS CHUNDU	M	42	A	40	B	46	A	40	B	32	B	28	C	228	38	B	39	2855.5
40	MUNIRA MBARAKA ABDUL	F	42	A	42	A	47	A	32	B	32	B	32	B	227	38	B	40	2906.5
41	CAREEN LAURIAN KAPILIMA	F	44	A	46	A	46	A	28	C	28	C	34	B	226	38	B	42	2961.5
42	LATOYA PRECIOUS SAID	F	34	B	48	A	44	A	26	C	42	A	32	B	226	38	B	42	2961.5
43	GIANCARLO DAUDI MKWELA	M	36	B	44	A	47	A	32	B	34	B	30	C	223	37	B	44	3124.5
44	AMALA DAINAH CRICH	F	42	A	40	B	45	A	40	B	34	B	22	C	223	37	B	44	3124.5

INDEX	NAME	SEX	MATHEMATICS		KISWAHILI		ENGLISH		SCIENCE		SOCIAL STUDIES		CIVIC & MORAL		TOTAL	AVERAGE	OVR GRADE	SCH POSITION	OVERALL POSITION
45	MICHELLE MICHAEL MOLLEL	F	38	B	43	A	46	A	30	C	32	B	34	B	223	37	B	44	3124.5
46	AYMAN NASORO MSUMI	M	38	B	42	A	46	A	32	B	38	B	26	C	222	37	B	47	3182
47	FAITH HASSAN MWENDA	F	38	B	42	A	40	B	34	B	30	C	38	B	222	37	B	47	3182
48	KAYNA JOSEPH LUPEMBE	F	40	B	42	A	46	A	24	C	44	A	26	C	222	37	B	47	3182
49	CARNEY RAMADHAN ISMAIL	M	36	B	42	A	43	A	38	B	32	B	30	C	221	37	B	49	3233
50	EMMANUELI BARAKA MBOGONI	M	28	C	46	A	44	A	26	C	42	A	34	B	220	37	B	50	3276
51	GIOVAN ISSAH ABDALLAH	M	32	B	36	B	48	A	30	C	44	A	28	C	218	36	B	52	3376
52	IBRAHIM MUSSA NTINIWA	M	28	C	42	A	40	B	40	B	34	B	34	B	218	36	B	52	3376
53	JUNIOR ISDORY KIRIA	M	32	B	44	A	44	A	24	C	40	B	34	B	218	36	B	52	3376
54	CAREEN GREGORY MROSSO	F	30	C	46	A	45	A	30	C	42	A	24	C	217	36	B	54	3429.5
55	ANGEL GERVAS MINJA	F	34	B	44	A	49	A	32	B	32	B	24	C	215	36	B	55	3536.5
56	AUGUSTIN ARON KYANDO	M	28	C	38	B	48	A	36	B	36	B	28	C	214	36	B	57	3584.5
57	KAREEN PETER MEENA	F	36	B	42	A	46	A	28	C	34	B	28	C	214	36	B	57	3584.5
58	AKIRA JOSEPH CHEYO	M	40	B	42	A	36	B	36	B	30	C	26	C	210	35	B	59	3778.5
59	BENSON REUBEN MSUYA	M	34	B	38	B	44	A	40	B	30	C	24	C	210	35	B	59	3778.5
60	WARREN GODWIN MANDARI	M	42	A	38	B	42	A	26	C	34	B	28	C	210	35	B	59	3778.5
61	HANELLE EMMANUEL MEISHAA	F	40	B	40	B	42	A	26	C	28	C	32	B	208	35	B	61	3876
62	NIAN CHRISTINA NIMSIMA	F	28	C	43	A	47	A	28	C	38	B	22	C	206	34	B	62	3976
63	BRANDON MNANDI MRUTU	M	36	B	40	B	39	B	28	C	32	B	30	C	205	34	B	64	4030.5
64	PRESELY BARIKI URASSA	M	28	C	36	B	45	A	38	B	26	C	32	B	205	34	B	64	4030.5
65	SAMWEL SAMSON ELIAS	M	36	B	40	B	39	B	28	C	36	B	22	C	201	34	B	66	4229
66	SALHAT PHILBERT CHACHA	F	30	C	45	A	39	B	27	C	28	C	32	B	201	34	B	66	4229

INDEX	NAME	SEX	MATHEMATICS		KISWAHILI		ENGLISH		SCIENCE		SOCIAL STUDIES		CIVIC & MORAL		TOTAL	AVERAGE	OVR GRADE	SCH POSITION	OVERALL POSITION
67	GIBSON RAPHAEL BISHOTA	M	40	B	32	B	46	A	24	C	32	B	26	C	200	33	B	67	4282
68	MIRIAM ATHUMAN KIMAMBO	F	38	B	46	A	43	A	36	B	14	D	22	C	199	33	B	68	4335
69	MESHACK ATHUMAN KIMAMBO	M	40	B	42	A	44	A	24	C	30	C	18	D	198	33	B	70	4382.5
70	SHARON JOHN BASIGA	F	30	C	45	A	43	A	30	C	28	C	22	C	198	33	B	70	4382.5
71	RHODA AMOS TENGU	F	32	B	42	A	46	A	24	C	26	C	26	C	196	33	B	71	4485.5
72	GABRIELLA SOPIATO ASSEY	F	30	C	31	B	50	A	29	C	26	C	28	C	194	32	B	73	4582
73	NOREEN EDWIN MAKENE	F	38	B	32	B	38	B	26	C	30	C	30	C	194	32	B	73	4582
74	REHEMA ISMAIL KIMATI	F	38	B	39	B	38	B	30	C	28	C	20	D	193	32	B	74	4629.5
75	FAITH NYAMBURA MSHANA	F	42	A	41	A	40	B	23	C	26	C	20	D	192	32	B	75	4671
76	CALEB CELSUS MWINGIRA	M	18	D	36	B	44	A	28	C	32	B	0	E	158	26	C	90	5800
77	JEREMIAH JOSEPH KAMBA	M	24	C	38	B	37	B	24	C	38	B	24	C	185	31	B	76	4947.5
78	JULIANA THOMAS KAGERE	F	34	B	40	B	47	A	16	D	26	C	20	D	183	31	B	77	5020.5
79	BENEDICT FELIX CHILLE	M	36	B	44	A	38	B	18	D	20	D	26	C	182	30	C	78	5055.5
80	ABUBAKARY ABDALLAH LUGUSHA	M	36	B	38	B	37	B	26	C	26	C	18	D	181	30	C	80	5094
81	BRAYAN ONESMO NJAU	M	36	B	34	B	41	A	14	D	32	B	24	C	181	30	C	80	5094
82	BRANKO FELIX MKINI	M	26	C	40	B	38	B	30	C	26	C	18	D	178	30	C	81	5192
83	ROXILY DANIEL LUNG'ANYI	M	16	D	36	B	43	A	26	C	34	B	22	C	177	30	C	83	5221
84	CHRISTINA TONY RICHARD	F	24	C	41	A	32	B	34	B	26	C	20	D	177	30	C	83	5221
85	CLEOPATRA HONEST TEMBA	F	26	C	32	B	45	A	32	B	26	C	16	D	177	30	C	83	5221
86	CATHERINE MATHIAS ROBERT	F	30	C	44	A	43	A	15	D	26	C	18	D	176	29	C	85	5261
87	ROXANE DANIEL LUNG'ANYI	M	22	C	46	A	38	B	19	D	30	C	20	D	175	29	C	86	5299
88	JAWADU HUSSEIN KANDURU	F	26	C	32	B	37	B	16	D	38	B	22	C	171	29	C	87	5413.5

INDEX	NAME	SEX	MATHEMATICS		KISWAHILI		ENGLISH		SCIENCE		SOCIAL STUDIES		CIVIC & MORAL		TOTAL	AVERAGE	OVR GRADE	SCH POSITION	OVERALL POSITION
89	PAULO ALBERT NENGANGA	M	3	E	40	B	39	B	38	B	22	C	20	D	162	27	C	88	5694
90	PRIANSIA MICHAEL SILAYO	F	20	D	42	A	42	A	18	D	24	C	14	D	160	27	C	89	5738
91	RASHID BAKARI KIZOKA	M	10	E	28	C	50	A	17	D	24	C	14	D	143	24	C	91	6122
92	GOLDEN IZADINE MZIRAY	M	16	D	28	C	39	B	17	D	26	C	12	D	138	23	C	92	6209.5
93	JOHN EMMANUEL MWAKILEMBE	M	26	C	32	B	30	C	14	D	12	D	14	D	128	21	C	93	6361
94	MICHELLE PASCHAL NJIKU	F	30	C	35	B	29	C	13	D	10	E	10	E	127	21	C	94	6374.5
95	ABDALLAH YAHAYA GERUKA	M																	
96	NAILA MOHAMMED MTAWA	F																	