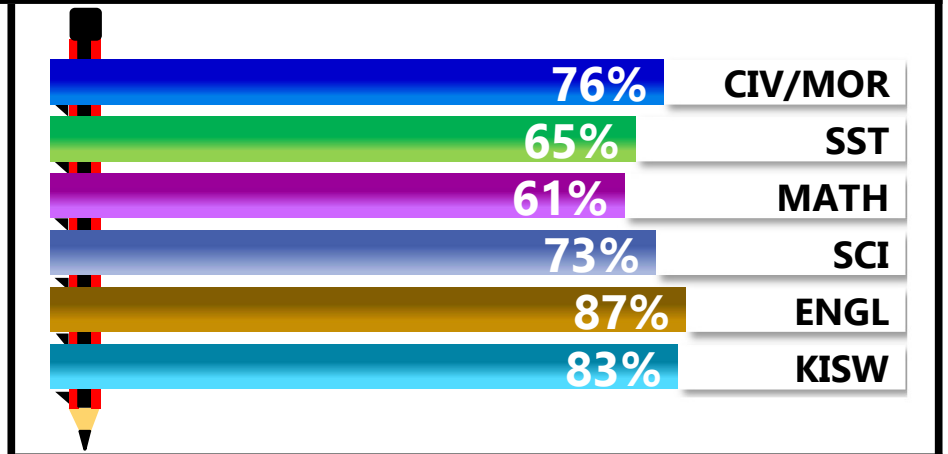


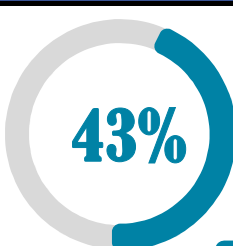
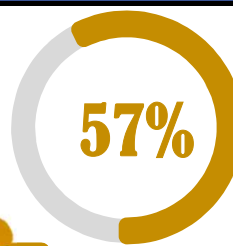


		<h1>ST.FLORENCE</h1>			
REGION: DAR ES SALAAM		SCHOOL AVERAGE	222.8	OVERALL GRADE	B
DISTRICT: KINONDONI				CATEGORY	ABOVE 40

SUBJECT PERFORMANCE ANALYSIS

SUBJECT NAME	AVG	%	RNK
ENGLISH	43.5	87%	1
KISWAHILI	41.5	83%	2
CIVIC & MORAL	38.1	76%	3
SCIENCE	36.4	73%	4
SOCIAL STUDIES	32.6	65%	5
MATHEMATICS	30.7	61%	6
BOYS/GIRLS PASS RATE			
	STD	AVG	%
BOYS	39	0.43	43%
GIRLS	52	0.57	57%



GRADE ANALYSIS SUMMARY					
SUBJECT NAME/GRADE	A	B	C	D	E
MATHEMATICS	20	27	27	14	2
KISWAHILI	62	23	5	0	0
ENGLISH	72	16	2	0	0
SCIENCE	32	42	11	0	0
SOCIAL STUDIES	14	48	20	7	1
CIVIC AND MORAL	40	38	6	5	0
OVERALL GRADE ANALYSIS					
	NO.	SEATED	%		
A	26	88	30%		
B	52		59%		
C	10		11%		
D	2	2	2%		
E	0		0%		

BOYS VS GIRLS PASSRATE (%)		
 43%	v	 57%
 BOYS		 GIRLS
OVERALL PERFORMANCE ANALYSIS		
REGISTERED	91	100%
SEATED	90	99%
ABSENTEES	1	1%
PASSED	88	97%
FAILED	2	2%

INDEX	NAME	SEX	MATHEMATICS		KISWAHILI		ENGLISH		SCIENCE		SOCIAL STUDIES		CIVIC & MORAL		TOTAL	AVERAGE	OVERALL GRADE	SCH POSITION	OVERALL POSITION
1	JACKSON AMANI	M	48	A	45	A	49	A	45	A	48	A	49	A	284	47	A	1.5	167
2	JOSEPH PETER	M	47	A	47	A	50	A	48	A	46	A	46	A	284	47	A	1.5	167
3	CHAUSY JEROME	F	49	A	50	A	49	A	46	A	44	A	45	A	283	47	A	3	206.5
4	RICHARD SOKO	M	46	A	49	A	48	A	46	A	47	A	46	A	282	47	A	4	252.5
5	GREGORY RIZIKI	F	49	A	47	A	48	A	42	A	41	A	47	A	274	46	A	5	684
6	DORIS MOSHI	F	49	A	46	A	47	A	45	A	43	A	43	A	273	46	A	6	737.5
7	ANGEL BIMBA	F	44	A	47	A	47	A	44	A	45	A	41	A	268	45	A	7.5	1034.5
8	ANGEL SAMWEL	F	47	A	44	A	48	A	46	A	43	A	40	B	268	45	A	7.5	1034.5
9	COLLIN SAMWEL	M	43	A	41	A	50	A	43	A	40	B	45	A	262	44	A	9	1398.5
10	ABRIAN RICHARD	M	47	A	44	A	49	A	39	B	42	A	40	B	261	44	A	10	1457
11	BERTHA ERICK	F	39	B	47	A	45	A	38	B	42	A	47	A	258	43	A	12	1645
12	DELICIA WENGA	F	39	B	48	A	50	A	42	A	39	B	40	B	258	43	A	12	1645
13	NEILA A SHAMTE	F	43	A	45	A	47	A	44	A	35	B	43	A	257	43	A	13	1705.5
14	NASHIR OMARI	F	39	B	48	A	46	A	41	A	39	B	43	A	256	43	A	14	1766
15	BRIAN N JENGA	M	45	A	43	A	49	A	39	B	39	B	40	B	255	43	A	16	1826
16	CAREEN STEVEN MALITI	F	40	B	44	A	47	A	45	A	37	B	42	A	255	43	A	16	1826
17	HOPE A VICTOR	F	45	A	44	A	50	A	43	A	38	B	35	B	255	43	A	16	1826
18	DEUSSEDITH NGUZO	M	33	B	46	A	48	A	44	A	39	B	44	A	254	42	A	18	1877.5
19	BEATRICE B HAULE	F	44	A	44	A	50	A	44	A	32	B	39	B	253	42	A	19	1928
20	BARAKA MDUMA	M	37	B	46	A	48	A	44	A	35	B	40	B	250	42	A	21	2082.5
21	CAROLINE STEVEN MALITI	F	42	A	39	B	42	A	41	A	42	A	44	A	250	42	A	21	2082.5
22	NELSON GUMBO	M	40	B	44	A	47	A	40	B	37	B	41	A	249	42	A	22	2144
23	SAMWEL SAWE	M	36	B	42	A	46	A	45	A	35	B	44	A	248	41	A	23	2201.5

INDEX	NAME	SEX	MATHEMATICS		KISWAHILI		ENGLISH		SCIENCE		SOCIAL STUDIES		CIVIC & MORAL		TOTAL	AVERAGE	OVERALL GRADE	SCH POSITION	OVERALL POSITION
24	ACE PETER	M	33	B	45	A	47	A	42	A	43	A	37	B	247	41	A	24	2257.5
25	MICHELLE MOSHA	F	37	B	47	A	45	A	41	A	36	B	40	B	246	41	A	26	2308
26	SAMSON J MGOSI	M	37	B	41	A	46	A	40	B	37	B	45	A	246	41	A	26	2308
27	PRINCE D PETER	M	33	B	43	A	47	A	43	A	38	B	41	A	245	41	B	27	2348.5
28	BRIGHTON NJIKU	F	29	C	42	A	48	A	41	A	39	B	45	A	244	41	B	29	2394.5
29	JESSICA NGOWA	F	41	A	46	A	41	A	38	B	36	B	42	A	244	41	B	29	2394.5
30	ALICE LAIZER	F	30	C	45	A	46	A	44	A	40	B	38	B	243	41	B	31	2447
31	GABRIELLA G MASUMA	F	35	B	45	A	45	A	39	B	36	B	43	A	243	41	B	31	2447
32	AMBROSE M JUNIOR	M	22	C	44	A	41	A	47	A	44	A	43	A	241	40	B	33	2536
33	NICOLE IMRAN	F	40	B	43	A	47	A	34	B	33	B	44	A	241	40	B	33	2536
34	GOODLUCK SHAYO TATESHA	M	43	A	40	B	48	A	42	A	32	B	35	B	240	40	B	35	2582
35	JULIETH NGELESHI	F	35	B	40	B	48	A	41	A	34	B	42	A	240	40	B	35	2582
36	JAMES ALEXANDER	M	29	C	42	A	43	A	40	B	38	B	46	A	238	40	B	37	2673
37	KEYLAN ISMAIL	M	42	A	42	A	39	B	35	B	37	B	43	A	238	40	B	37	2673
38	EIDEL APIYO	M	37	B	40	B	39	B	36	B	44	A	40	B	236	39	B	38	2741
39	HAWA SIMBA	F	32	B	43	A	45	A	38	B	35	B	42	A	235	39	B	39	2777
40	MARY V MBOGO	F	41	A	36	B	46	A	36	B	33	B	41	A	233	39	B	40	2858
41	RYAN MALCOM	M	31	B	45	A	41	A	35	B	36	B	42	A	230	38	B	41	2986
42	ZENA SULEMAN JOAM	F	26	C	44	A	43	A	45	A	32	B	39	B	229	38	B	42	3022
43	CHLOE FEELPY	F	26	C	41	A	46	A	39	B	33	B	43	A	228	38	B	44	3054
44	LEON ALMAS	M	34	B	43	A	44	A	34	B	31	B	42	A	228	38	B	44	3054
45	ELIZABETH SAJILO	F	31	B	43	A	44	A	33	B	32	B	44	A	227	38	B	46	3095.5

INDEX	NAME	SEX	MATHEMATICS		KISWAHILI		ENGLISH		SCIENCE		SOCIAL STUDIES		CIVIC & MORAL		TOTAL	AVERAGE	OVERALL GRADE	SCH POSITION	OVERALL POSITION
46	REHEMA M KURUIA	F	32	B	37	B	45	A	41	A	31	B	41	A	227	38	B	46	3095.5
47	BLESSING KIMARO	M	32	B	40	B	47	A	37	B	36	B	34	B	226	38	B	48	3138
48	IRENE MWAMBOPO	F	31	B	45	A	44	A	38	B	27	C	41	A	226	38	B	48	3138
49	FREDRICK PONSIANO	M	30	C	45	A	44	A	36	B	33	B	37	B	225	38	B	49	3178.5
50	ESTER ZAYUMBA	F	32	B	43	A	45	A	35	B	27	C	42	A	224	37	B	51	3216
51	NEEMA NGAUKA	F	31	B	47	A	40	B	28	C	36	B	42	A	224	37	B	51	3216
52	LARRY GASTO MSOFE	M	27	C	43	A	41	A	37	B	34	B	41	A	223	37	B	53	3254
53	RAHMA GERALD	F	28	C	43	A	41	A	40	B	32	B	39	B	223	37	B	53	3254
54	ABRIANA CLARA KIMWAGA	F	28	C	45	A	45	A	39	B	26	C	39	B	222	37	B	54	3299
55	CATHERINE MOSSONGO	F	24	C	43	A	45	A	33	B	34	B	41	A	220	37	B	55	3373
56	HENRIETHA KIKWEMBE	F	29	C	41	A	42	A	34	B	37	B	36	B	219	37	B	57	3412
57	SHARON W SWILLA	F	34	B	44	A	45	A	33	B	27	C	36	B	219	37	B	57	3412
58	TAHIYA SHABANI	F	41	A	44	A	48	A	43	A	0	E	41	A	217	36	B	58	3477.5
59	HARRISON BARAKA	M	22	C	43	A	45	A	44	A	26	C	36	B	216	36	B	59	3518
60	JACKLINE F BANZI	F	33	B	41	A	42	A	30	C	28	C	41	A	215	36	B	61	3557
61	UDHAIFA M SHAFII	M	28	C	42	A	41	A	33	B	34	B	37	B	215	36	B	61	3557
62	ALICE GERVAS	F	6	E	45	A	42	A	40	B	40	B	39	B	212	35	B	62	3657
63	NELVIN MBOGO	M	22	C	44	A	43	A	32	B	32	B	38	B	211	35	B	63	3688.5
64	DERICK MASUNGWA	M	29	C	36	B	48	A	37	B	26	C	34	B	210	35	B	64	3719.5
65	FREVELYNE FRANK	F	23	C	34	B	45	A	33	B	33	B	41	A	209	35	B	65	3750
66	ALLY R NGALAPA	M	12	D	41	A	36	B	45	A	36	B	38	B	208	35	B	67	3779
67	EVA MINJA	F	19	D	41	A	39	B	37	B	34	B	38	B	208	35	B	67	3779

INDEX	NAME	SEX	MATHEMATICS		KISWAHILI		ENGLISH		SCIENCE		SOCIAL STUDIES		CIVIC & MORAL		TOTAL	AVERAGE	OVERALL GRADE	SCH POSITION	OVERALL POSITION
68	HAPPY ANNEX TEMBA	F	28	C	40	B	44	A	34	B	22	C	38	B	206	34	B	69	3834
69	NEEMA SAANANE	F	24	C	40	B	44	A	33	B	25	C	40	B	206	34	B	69	3834
70	DERKE MBELWA	M	19	D	37	B	44	A	34	B	34	B	37	B	205	34	B	70	3860
71	CHRISTOPHER PROTAS	M	21	C	41	A	39	B	37	B	28	C	35	B	201	34	B	72	3991
72	HAPPY JOHN	F	17	D	41	A	48	A	30	C	26	C	39	B	201	34	B	72	3991
73	CHIDUBEM FANIKIO	F	17	D	38	B	43	A	39	B	34	B	29	C	200	33	B	73	4015.5
74	IVANA ANDREW	F	24	C	39	B	41	A	31	B	29	C	35	B	199	33	B	74	4039
75	BELINDA G MWELI	F	23	C	27	C	49	A	32	B	33	B	34	B	198	33	B	75	4067
76	WALTER MARTIN	M	26	C	36	B	41	A	32	B	25	C	30	C	190	32	B	76	4278.5
77	LAMEEN ALLY MFURU	M	24	C	32	B	41	A	29	C	26	C	35	B	187	31	B	77	4329
78	NURU JOHNSON	F	26	C	40	B	41	A	23	C	24	C	32	B	186	31	B	78	4346.5
79	JOYCE SINGANO	F	11	D	42	A	37	B	27	C	26	C	35	B	178	30	C	79	4492.5
80	GABRIEL RAPHAEL	M	17	D	38	B	37	B	26	C	23	C	33	B	174	29	C	80	4544
81	NIAL J NYESIGA	M	26	C	41	A	37	B	20	D	24	C	20	D	168	28	C	81	4618
82	BRIAN PALLANGYO	M	12	D	38	B	35	B	25	C	27	C	28	C	165	28	C	82	4649
83	DIANAROSE DIONIS	F	23	C	24	C	40	B	31	B	18	D	24	C	160	27	C	83	4695.5
84	CAREEN ERASTO	F	12	D	37	B	33	B	26	C	26	C	20	D	154	26	C	84	4758.5
85	DAUDI NYAMBI	M	13	D	30	C	29	C	30	C	15	D	34	B	151	25	C	85	4793.5
86	SARAH MKUMBA	F	15	D	37	B	39	B	13	D	12	D	30	C	146	24	C	86	4827.5
87	DERRIC MOSHA	M	10	E	37	B	35	B	22	C	14	D	26	C	144	24	C	87	4841.5
88	SEBASTIAN FELIX	M	16	D	30	C	33	B	15	D	14	D	19	D	127	21	C	88	4937.5
89	COLLINS CHUMA	M	12	D	35	B	33	B	15	D	18	D	12	D	125	21	D	89	4948.5

INDEX	NAME	SEX	MATHEMATICS		KISWAHILI		ENGLISH		SCIENCE		SOCIAL STUDIES		CIVIC & MORAL		TOTAL	AVERAGE	OVERALL GRADE	SCH POSITION	OVERALL POSITION
90	GLADNESS MWIJAGE	F	17	D	26	C	21	C	14	D	14	D	12	D	104	17	D	90	5025.5
91	MICHELLE YOHANA	F																	