
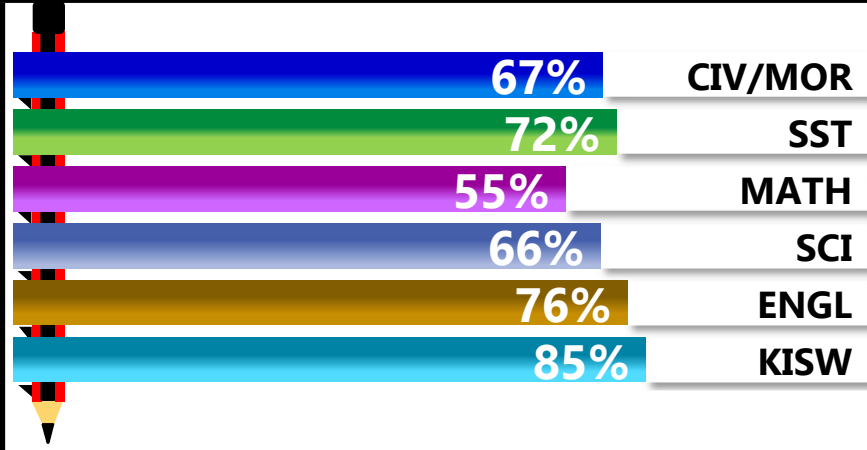












		<h1>ST.FLORENCE</h1>																																																																																										
<b>REGION: DAR ES SALAAM</b> <b>DISTRICT: KINONDONI</b>		<b>SCHOOL AVERAGE</b> <b>210.3</b>		<b>OVERALL GRADE</b> <b>B</b>																																																																																								
				<b>CATEGORY</b> <b>ABOVE 40</b>																																																																																								
SUBJECT PERFORMANCE ANALYSIS																																																																																												
<table border="1"> <thead> <tr> <th>SUBJECT NAME</th> <th>AVG</th> <th>%</th> <th>RNK</th> </tr> </thead> <tbody> <tr><td>KISWAHILI</td><td>42.6</td><td>85%</td><td>1</td></tr> <tr><td>ENGLISH</td><td>38.2</td><td>76%</td><td>2</td></tr> <tr><td>SOCIAL STUDIES</td><td>35.9</td><td>72%</td><td>3</td></tr> <tr><td>CIVIC &amp; MORAL</td><td>33.3</td><td>67%</td><td>4</td></tr> <tr><td>SCIENCE</td><td>32.9</td><td>66%</td><td>5</td></tr> <tr><td>MATHEMATICS</td><td>27.4</td><td>55%</td><td>6</td></tr> <tr> <th>BOYS/GIRLS PASS RATE</th> <th>STD</th> <th>AVG</th> <th>%</th> </tr> <tr><td>BOYS</td><td>56</td><td>0.51</td><td>51%</td></tr> <tr><td>GIRLS</td><td>53</td><td>0.49</td><td>49%</td></tr> </tbody> </table>		SUBJECT NAME	AVG	%	RNK	KISWAHILI	42.6	85%	1	ENGLISH	38.2	76%	2	SOCIAL STUDIES	35.9	72%	3	CIVIC & MORAL	33.3	67%	4	SCIENCE	32.9	66%	5	MATHEMATICS	27.4	55%	6	BOYS/GIRLS PASS RATE	STD	AVG	%	BOYS	56	0.51	51%	GIRLS	53	0.49	49%																																																			
SUBJECT NAME	AVG	%	RNK																																																																																									
KISWAHILI	42.6	85%	1																																																																																									
ENGLISH	38.2	76%	2																																																																																									
SOCIAL STUDIES	35.9	72%	3																																																																																									
CIVIC & MORAL	33.3	67%	4																																																																																									
SCIENCE	32.9	66%	5																																																																																									
MATHEMATICS	27.4	55%	6																																																																																									
BOYS/GIRLS PASS RATE	STD	AVG	%																																																																																									
BOYS	56	0.51	51%																																																																																									
GIRLS	53	0.49	49%																																																																																									
<table border="1"> <thead> <tr> <th colspan="6">GRADE ANALYSIS SUMMARY</th> </tr> <tr> <th>SUBJECT NAME/GRADE</th> <th>A</th> <th>B</th> <th>C</th> <th>D</th> <th>E</th> </tr> </thead> <tbody> <tr><td>MATHEMATICS</td><td>4</td><td>26</td><td>53</td><td>17</td><td>1</td></tr> <tr><td>KISWAHILI</td><td>75</td><td>22</td><td>3</td><td>1</td><td>0</td></tr> <tr><td>ENGLISH</td><td>35</td><td>57</td><td>9</td><td>0</td><td>0</td></tr> <tr><td>SCIENCE</td><td>12</td><td>51</td><td>36</td><td>1</td><td>1</td></tr> <tr><td>SOCIAL STUDIES</td><td>27</td><td>59</td><td>13</td><td>2</td><td>0</td></tr> <tr><td>CIVIC AND MORAL</td><td>4</td><td>69</td><td>23</td><td>4</td><td>0</td></tr> <tr> <th>OVERALL GRADE ANALYSIS</th> <th>NO.</th> <th>SEATED</th> <th colspan="3">%</th> </tr> <tr> <td>A</td> <td>9</td> <td rowspan="3">100</td> <td colspan="3">9%</td> </tr> <tr> <td>B</td> <td>75</td> <td colspan="3">75%</td> </tr> <tr> <td>C</td> <td>16</td> <td colspan="3">16%</td> </tr> <tr> <td>D</td> <td>1</td> <td rowspan="2">1</td> <td colspan="3">1%</td> </tr> <tr> <td>E</td> <td>0</td> <td colspan="3">0%</td> </tr> </tbody> </table>			GRADE ANALYSIS SUMMARY						SUBJECT NAME/GRADE	A	B	C	D	E	MATHEMATICS	4	26	53	17	1	KISWAHILI	75	22	3	1	0	ENGLISH	35	57	9	0	0	SCIENCE	12	51	36	1	1	SOCIAL STUDIES	27	59	13	2	0	CIVIC AND MORAL	4	69	23	4	0	OVERALL GRADE ANALYSIS	NO.	SEATED	%			A	9	100	9%			B	75	75%			C	16	16%			D	1	1	1%			E	0	0%			<table border="1"> <thead> <tr> <th colspan="3">BOYS VS GIRLS PASSRATE ( % )</th> </tr> </thead> <tbody> <tr> <td style="text-align: center;">   <b>51%</b>    <b>BOYS</b> </td> <td style="text-align: center;"> <b>VS</b> </td> <td style="text-align: center;">   <b>49%</b>    <b>GIRLS</b> </td> </tr> </tbody> </table>			BOYS VS GIRLS PASSRATE ( % )			 <b>51%</b>  <b>BOYS</b>	<b>VS</b>	 <b>49%</b>  <b>GIRLS</b>
GRADE ANALYSIS SUMMARY																																																																																												
SUBJECT NAME/GRADE	A	B	C	D	E																																																																																							
MATHEMATICS	4	26	53	17	1																																																																																							
KISWAHILI	75	22	3	1	0																																																																																							
ENGLISH	35	57	9	0	0																																																																																							
SCIENCE	12	51	36	1	1																																																																																							
SOCIAL STUDIES	27	59	13	2	0																																																																																							
CIVIC AND MORAL	4	69	23	4	0																																																																																							
OVERALL GRADE ANALYSIS	NO.	SEATED	%																																																																																									
A	9	100	9%																																																																																									
B	75		75%																																																																																									
C	16		16%																																																																																									
D	1	1	1%																																																																																									
E	0		0%																																																																																									
BOYS VS GIRLS PASSRATE ( % )																																																																																												
 <b>51%</b>  <b>BOYS</b>	<b>VS</b>	 <b>49%</b>  <b>GIRLS</b>																																																																																										
<table border="1"> <thead> <tr> <th colspan="3">OVERALL PERFORMANCE ANALYSIS</th> </tr> </thead> <tbody> <tr> <td>REGISTERED</td> <td>109</td> <td>100%</td> </tr> <tr> <td>SEATED</td> <td>101</td> <td>93%</td> </tr> <tr> <td>ABSENTEES</td> <td>8</td> <td>7%</td> </tr> <tr> <td>PASSED</td> <td>100</td> <td>92%</td> </tr> <tr> <td>FAILED</td> <td>1</td> <td>1%</td> </tr> </tbody> </table>						OVERALL PERFORMANCE ANALYSIS			REGISTERED	109	100%	SEATED	101	93%	ABSENTEES	8	7%	PASSED	100	92%	FAILED	1	1%																																																																					
OVERALL PERFORMANCE ANALYSIS																																																																																												
REGISTERED	109	100%																																																																																										
SEATED	101	93%																																																																																										
ABSENTEES	8	7%																																																																																										
PASSED	100	92%																																																																																										
FAILED	1	1%																																																																																										

INDEX	NAME	SEX	MATHEMATICS		KISWAHILI		ENGLISH		SCIENCE		SOCIAL STUDIES		CIVIC & MORAL		TOTAL	AVERAGE	OVERALL GRADE	SCH POSITION	OVERALL POSITION
1	GABRIELLA ASIMWE MUGEREZI	F	46	A	47	A	48	A	43	A	45	A	44	A	273	46	A	1	80.5
2	LEANNA ELI ALRAMZI	F	43	A	49	A	45	A	42	A	44	A	44	A	267	45	A	2	126.5
3	ELIEZER ERNEST CHIWENNDA	M	45	A	44	A	46	A	40	B	43	A	42	A	260	43	A	3	214.5
4	CHRISTIAN GEORGE LUGATA	M	48	A	44	A	41	A	44	A	42	A	38	B	257	43	A	4	255
5	IAN ELIAS KISAMO	M	40	B	46	A	40	B	44	A	42	A	40	B	252	42	A	5	325
6	BERNICE FRANK KIPALAMOTO	F	37	B	44	A	44	A	39	B	44	A	43	A	251	42	A	6	339.5
7	GENO ZEPHANIA MADUHU	M	35	B	46	A	44	A	42	A	43	A	40	B	250	42	A	7	356.5
8	BRIGHTON SIMANGO	M	36	B	47	A	40	B	43	A	39	B	38	B	243	41	A	8.5	476.5
9	MOUREEN PHILIPO MAIGE\	F	32	B	47	A	43	A	39	B	43	A	39	B	243	41	A	8.5	476.5
10	SARA ELIUD KILIMBA	F	29	C	46	A	43	A	41	A	44	A	39	B	242	40	B	10	500
11	ANNWHITE OWUOR	F	34	B	47	A	37	B	38	B	44	A	38	B	238	40	B	12	591.5
12	MEGAN ERICK ITANASA	F	34	B	46	A	45	A	37	B	44	A	32	B	238	40	B	12	591.5
13	ABDULMALIK DOTTO HUSSEIN	M	33	B	46	A	41	A	42	A	38	B	37	B	237	40	B	13	615
14	GLORY LIGINIKO CHALE	F	32	B	46	A	40	B	36	B	44	A	38	B	236	39	B	14	633.5
15	ALVIN ABDON HAYUMA	M	28	C	43	A	38	B	43	A	44	A	39	B	235	39	B	16	656.5
16	BILLAGATE FIDELIS MALLYA	M	36	B	46	A	40	B	40	B	36	B	37	B	235	39	B	16	656.5
17	PERFECTURS TESHA	F	27	C	46	A	34	B	41	A	44	A	43	A	235	39	B	16	656.5
18	AUSTIN MASHINGO LIRISE	M	30	C	43	A	45	A	40	B	38	B	38	B	234	39	B	19	682.5
19	MUSSA SALEHE AHMADA	M	30	C	42	A	38	B	40	B	45	A	39	B	234	39	B	19	682.5
20	BRIGHTER JAMES TEMU	M	35	B	48	A	37	B	38	B	37	B	38	B	233	39	B	21	706.5
21	ZAYANA HAMDU MTURI	F	33	B	45	A	37	B	36	B	42	A	40	B	233	39	B	21	706.5
22	DENZEL DENNIS MTEI	M	36	B	45	A	34	B	40	B	38	B	39	B	232	39	B	22	729
23	MORRIS GREGORY OGWEYO	M	34	B	43	A	41	A	38	B	39	B	35	B	230	38	B	23	770.5

INDEX	NAME	SEX	MATHEMATICS		KISWAHILI		ENGLISH		SCIENCE		SOCIAL STUDIES		CIVIC & MORAL		TOTAL	AVERAGE	OVERALL GRADE	SCH POSITION	OVERALL POSITION
24	ALDERSON ALEX MALITI	M	28	C	44	A	38	B	39	B	43	A	37	B	229	38	B	25	789
25	EVARIST PETER MAGANGA	M	30	C	48	A	38	B	39	B	37	B	37	B	229	38	B	25	789
26	RYAN MICHAEL MWAKASEGE	M	27	C	43	A	38	B	42	A	43	A	36	B	229	38	B	25	789
27	BRIAN ENGELIBERT MELLA	M	33	B	45	A	41	A	31	B	41	A	37	B	228	38	B	28	810
28	JACKSON CHARLES KITALI	M	34	B	43	A	41	A	38	B	34	B	38	B	228	38	B	28	810
29	BRIAN ADAM MBOGORO	M	30	C	43	A	38	B	39	B	44	A	33	B	227	38	B	30	830
30	DANAES HAQ FAUZI	F	27	C	44	A	44	A	35	B	41	A	36	B	227	38	B	30	830
31	ROSEMARY KENETH MBOGORO	F	31	B	45	A	40	B	34	B	40	B	37	B	227	38	B	30	830
32	BRIGITTA VICTOR KUNAMBI	M	30	C	47	A	40	B	38	B	40	B	31	B	226	38	B	34	853.5
33	JOSHUA TATESHA SHAYO	M	27	C	48	A	38	B	39	B	39	B	35	B	226	38	B	34	853.5
34	KHAYRAH MOHAMED ABUSHIRI	F	28	C	45	A	42	A	32	B	42	A	37	B	226	38	B	34	853.5
35	LEVIS JAMES MTALIKA	M	23	C	44	A	38	B	38	B	43	A	40	B	226	38	B	34	853.5
36	MIRIAM MPANJU	F	30	C	46	A	39	B	35	B	40	B	36	B	226	38	B	34	853.5
37	IRENE CELESTINE MALERO	F	31	B	45	A	44	A	32	B	36	B	36	B	224	37	B	38	895
38	LEILA MBARAKA ABDUL	F	30	C	46	A	38	B	33	B	41	A	36	B	224	37	B	38	895
39	DANIELY SAMWEL DOMINICK	M	28	C	47	A	39	B	34	B	35	B	40	B	223	37	B	39	914.5
40	RYAN MASHINGO LIRISE	M	32	B	39	B	41	A	40	B	36	B	34	B	222	37	B	40	941
41	ALLAN MEENDA MALYA	M	36	B	41	A	42	A	35	B	35	B	32	B	221	37	B	43	971.5
42	JOSHUA DEDU GEIKA	M	30	C	43	A	38	B	36	B	36	B	38	B	221	37	B	43	971.5
43	JUSTINE KWIGOMBA NDUMBUSA	M	26	C	46	A	36	B	37	B	42	A	34	B	221	37	B	43	971.5
44	MIRANDA NOEL MATAEMBA	F	31	B	43	A	47	A	30	C	40	B	30	C	221	37	B	43	971.5
45	RAKHEEM BDALLAH SAAD	M	25	C	41	A	45	A	42	A	33	B	35	B	221	37	B	43	971.5

INDEX	NAME	SEX	MATHEMATICS		KISWAHILI		ENGLISH		SCIENCE		SOCIAL STUDIES		CIVIC & MORAL		TOTAL	AVERAGE	OVERALL GRADE	SCH POSITION	OVERALL POSITION
46	JIMMY ZACHARIA MILLER	M	24	C	45	A	38	B	37	B	39	B	37	B	220	37	B	46	1000
47	BRIGHTON CHACHA MATANGO	M	28	C	44	A	29	C	37	B	45	A	36	B	219	37	B	48	1025
48	ETHAN KINABO MIINJA	M	25	C	44	A	45	A	32	B	40	B	33	B	219	37	B	48	1025
49	SIVUNO SWETU FUNDUKIRA	F	29	C	44	A	42	A	34	B	34	B	36	B	219	37	B	48	1025
50	JOSHUA DAIMON NATHAN	M	31	B	40	B	45	A	35	B	36	B	31	B	218	36	B	50	1051.5
51	HELLEN HARSSION MPAGATWA	F	28	C	47	A	39	B	29	C	39	B	34	B	216	36	B	52	1101.5
52	TAUSI MOHAMED ALLY	F	23	C	44	A	44	A	32	B	35	B	38	B	216	36	B	52	1101.5
53	ABGAIL FILBERT SHUBI	F	29	C	45	A	45	A	32	B	31	B	29	C	211	35	B	54	1206.5
54	ANDERSON ALEX MALITI	M	35	B	41	A	38	B	33	B	39	B	25	C	211	35	B	54	1206.5
55	SAMIRA HAJI HAMIS	F	25	C	45	A	45	A	29	C	37	B	30	C	211	35	B	54	1206.5
56	MARTINA ROSE KENETH	F	31	B	42	A	42	A	33	B	31	B	31	B	210	35	B	57	1229.5
57	RANIA ALIEL RAMZI	F	23	C	40	B	42	A	32	B	37	B	36	B	210	35	B	57	1229.5
58	SABRINA ROSE ISSA CHITTALA	F	24	C	46	A	41	A	30	C	39	B	30	C	210	35	B	57	1229.5
59	GOODLUCK DAVID NDATI	M	22	C	46	A	36	B	33	B	35	B	37	B	209	35	B	59	1252
60	MUNIRA MOHAMMED MAYONO	F	21	C	39	B	42	A	30	C	39	B	37	B	208	35	B	61	1269
61	THERESIA ASTON LYATUU	F	26	C	45	A	43	A	28	C	36	B	30	C	208	35	B	61	1269
62	NICOLE EUGENE MOLLEL	F	26	C	42	A	38	B	29	C	36	B	36	B	207	35	B	62	1285
63	MYGLORY AMBROSE KISAKA	F	28	C	44	A	38	B	27	C	35	B	34	B	206	34	B	63	1305.5
64	POFIA EDWIN FORTUNATUS	F	25	C	40	B	38	B	30	C	41	A	31	B	205	34	B	64	1334
65	HAWA SHOMARY MINDAOLWA	F	22	C	44	A	39	B	35	B	29	C	33	B	202	34	B	65	1395
66	MOUREEN ABRAHAM MBWAMBO	F	24	C	44	A	38	B	32	B	32	B	31	B	201	34	B	66	1415.5
67	SALMA SAID SUBERY	F	20	D	45	A	39	B	31	B	32	B	33	B	200	33	B	67	1436.5

INDEX	NAME	SEX	MATHEMATICS		KISWAHILI		ENGLISH		SCIENCE		SOCIAL STUDIES		CIVIC & MORAL		TOTAL	AVERAGE	OVERALL GRADE	SCH POSITION	OVERALL POSITION
68	JAYDEN ROBERT KALOKO	M	24	C	38	B	36	B	33	B	35	B	33	B	199	33	B	69	1460.5
69	LINAH EDWARD MALIMA	F	26	C	46	A	40	B	28	C	30	C	29	C	199	33	B	69	1460.5
70	ANITHA PINSON RWETUNGA	F	27	C	41	A	41	A	27	C	37	B	25	C	198	33	B	71	1486
71	MAREEN DOMINIC OGGEMA	F	32	B	43	A	31	B	30	C	30	C	32	B	198	33	B	71	1486
72	NASRI MUSSA HORERA	M	18	D	48	A	40	B	25	C	33	B	33	B	197	33	B	72	1506.5
73	BRIAN LAZARO KLOSHILARI	M	31	B	37	B	39	B	28	C	34	B	27	C	196	33	B	73	1526
74	SYLVESTER DENIS MAPUNDA	M	27	C	42	A	36	B	27	C	32	B	31	B	195	33	B	74	1548
75	JAMES BERNARD MAPALALA	M	19	D	46	A	28	C	30	C	36	B	35	B	194	32	B	76	1569
76	SEAN E MOHAMED	M	15	D	43	A	38	B	28	C	32	B	38	B	194	32	B	76	1569
77	BRYAN KELVIN KOMBA	M	19	D	40	B	41	A	24	C	37	B	30	C	191	32	B	77	1638
78	KELVIN VICTOR LUKOO	M	22	C	37	B	39	B	27	C	31	B	34	B	190	32	B	79	1655.5
79	WILLY STEVEN MAHENGE	M	19	D	39	B	37	B	32	B	32	B	31	B	190	32	B	79	1655.5
80	STACEY TEMEMEA MNGONGOSE	F	26	C	43	A	31	B	24	C	32	B	33	B	189	32	B	80	1671
81	ETHAN SILAS MWAKA	M	21	C	37	B	37	B	30	C	33	B	29	C	187	31	B	81	1704
82	KAREN MATHIAS GARIMO	F	30	C	48	A	32	B	25	C	22	C	29	C	186	31	B	82	1726.5
83	THERESIA JAMES NIKUZE	F	20	D	40	B	38	B	24	C	32	B	31	B	185	31	B	83	1743.5
84	CARREN ALLEN MBARUKU	F	26	C	37	B	36	B	27	C	31	B	27	C	184	31	B	84	1757
85	EDNA GEORGE KEZILAHABI	F	18	D	43	A	34	B	27	C	34	B	26	C	182	30	C	85	1789
86	CRISPIAN MFANGA	M	28	C	40	B	32	B	25	C	28	C	27	C	180	30	C	86	1826
87	PRIMTIVA EDWIN MISINGO	F	24	C	34	B	34	B	25	C	31	B	30	C	178	30	C	87	1865
88	LUCY AMAN MTEI	F	14	D	39	B	33	B	31	B	33	B	27	C	177	30	C	88	1885
89	WARDA HARUNA HAMAD	F	17	D	45	A	32	B	21	C	31	B	30	C	176	29	C	89	1905.5

INDEX	NAME	SEX	MATHEMATICS		KISWAHILI		ENGLISH		SCIENCE		SOCIAL STUDIES		CIVIC & MORAL		TOTAL	AVERAGE	OVERALL GRADE	SCH POSITION	OVERALL POSITION
90	HULDA TAIRO URASSA	F	19	D	30	C	43	A	23	C	29	C	31	B	175	29	C	90	1921.5
91	CLINTON HONEST TEMBA	M	17	D	40	B	28	C	25	C	32	B	32	B	174	29	C	92	1937
92	RHOBI JULIUS GIRATA	F	21	C	40	B	32	B	26	C	23	C	32	B	174	29	C	92	1937
93	BLESSING DENIS MWESIGA	F	28	C	41	A	26	C	32	B	28	C	18	D	173	29	C	93	1956.5
94	CLAIRE DICKSON KUNAMBI	F	14	D	42	A	34	B	26	C	28	C	28	C	172	29	C	94	1972
95	CARLOS BELLA PASCAL RUBINGA	M	25	C	20	D	33	B	35	B	27	C	28	C	168	28	C	95	2018
96	ALYAFETTY ABDALLAH MARANDU	F	27	C	39	B	25	C	26	C	27	C	20	D	164	27	C	96	2072
97	MARY DYNOC MDEGELA	F	18	D	32	B	34	B	23	C	19	D	27	C	153	26	C	97	2225.5
98	NYABILE BERNARD BUCHWA	M	19	D	36	B	28	C	20	D	24	C	23	C	150	25	C	98	2265.5
99	ABRAHAM MAKAN KIDOLA	M	16	D	30	C	30	C	27	C	22	C	22	C	147	25	C	99	2308.5
100	KAIJAGE JOSEPH GERVAS	M	17	D	29	C	27	C	29	C	32	B	11	D	145	24	C	100	2327.5
101	SAMWEL NATHANAEL MALIK	M	10	E	35	B	23	C	9	E	13	D	13	D	103	17	D	101	2572.5
102	MATLIDA ELIAS MAGANGA	F																	
103	MOIHAMED MWINYIHAHATIBU	M																	
104	NABIL HUMBI HUMBI	M																	
105	NADIA ZAID ALLY	F																	
106	NODRICK TAIRO	M																	
107	OSCAR MBAGA	M																	
108	SABRINA ROSE RASHID MAGOBOI	F																	
109	WALTER GEORGE MNDALLA	M																	