

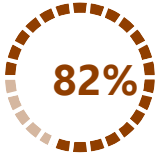

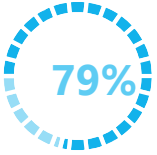
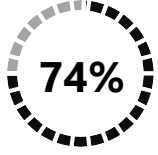


		<h1 style="text-align: center;">ST.GEMMA</h1>				
REGION: ARUSHA DISTRICT: ARUSHA		SCHOOL AVERAGE: 189.0			BAND	3
					CATEGORY	ABOVE 40
SUBJECT PERFORMANCE ANALYSIS						
SUBJECT NAME		AVG %		RNK		
KISWAHILI		40.8 82%		1		
SCIENCE		39.4 79%		2		
SOCIAL STUDIES		37.1 74%		3		
ENGLISH		36.3 73%		4		
MATHEMATICS		35.4 71%		5		
BOYS/GIRLS PASS RATE		STD		AVG %		
BOYS		29		0.57 57%		
GIRLS		21		0.43 43%		

					
ENGLISH		KISWAHILI		MATHEMATICS	
					
SCIENCE		SOCIAL STUDIES			

GRADE ANALYSIS SUMMARY						
SUBJECT NAME/GRADE		A	B	C	D	E
MATHEMATICS		18	17	13	1	0
KISWAHILI		27	22	0	0	0
ENGLISH		6	39	4	0	0
SCIENCE		25	22	2	0	0
SOCIAL STUDIES		19	23	7	0	0

OVERALL GRADE ANALYSIS			NO.	SEATED	%
41- 45			4	49	8%
30.5 - 40			45		92%
20.5 - 30			0		0%
10.5 - 20			0	0	0%
0- 10			0		0%

BOYS VS GIRLS PASSRATE (%)		
	57%	
BOYS		43%
		GIRLS

OVERALL PERFORMANCE ANALYSIS		
REGISTERED	50	100%
SEATED	49	98%
ABSENTEES	1	2%
PASSED	49	98%
FAILED	0	0%
SCHOOL POSITION	25	
TOTAL SCHOOLS	52	

INDEX	NAME	SEX	MATHEMATICS		KISWAHILI		ENGLISH		SCIENCE		SOCIAL STUDIES		TOTAL	AVERAGE	OVR GRADE	SCH POSITION	OVERALL POSITION
1	JOEL STEVEN KATAMBOI	M	45	A	44	A	40	B	45	A	40	B	214	43	A	1	1357.5
2	JONATHAN JULIUS KESSY	M	42	A	43	A	39	B	45	A	40	B	209	42	A	2	1707.5
3	INNOCENT ERICK LUMMA	M	37	B	44	A	39	B	46	A	42	A	208	42	A	3	1771.5
4	MARLON MARTIN MAKAME	M	42	A	38	B	41	A	43	A	41	A	205	41	A	4	1973
5	BILGET STANLEY MALLYA	M	42	A	42	A	38	B	49	A	31	B	202	40	B	6	2176.5
6	EBENEZER EDWARD MBEYALE	M	42	A	43	A	42	A	43	A	32	B	202	40	B	6	2176.5
7	CAROLINE GODWIN MBISE	F	38	B	45	A	37	B	45	A	37	B	202	40	B	6	2176.5
8	DENIS JORAM MOLLEL	M	43	A	42	A	37	B	45	A	34	B	201	40	B	8	2242
9	ANTONY REGNAND KADINDA	M	44	A	39	B	38	B	39	B	40	B	200	40	B	9	2306
10	SWAUMU AMIRI BURUDANI	F	33	B	45	A	38	B	43	A	40	B	199	40	B	10	2373
11	ANGEL LUCAS MBISE	F	34	B	40	B	39	B	42	A	43	A	198	40	B	11	2436
12	BARAKA PETER VITALIS	M	43	A	44	A	38	B	34	B	37	B	196	39	B	13	2555
13	MATHIAS DANIEL MOLLEL	M	38	B	41	A	32	B	41	A	44	A	196	39	B	13	2555
14	HELLEN WILLIAM KAZAULA	F	38	B	40	B	36	B	40	B	42	A	196	39	B	13	2555
15	GRAHAM ABUBAKAR RASSY	M	44	A	41	A	35	B	42	A	33	B	195	39	B	16.5	2614.5
16	INNOCENT ALPHAYO MOLLEL	M	43	A	40	B	30	C	43	A	39	B	195	39	B	16.5	2614.5
17	JOSHUA NOLASCO SILAYO	M	40	B	40	B	31	B	41	A	43	A	195	39	B	16.5	2614.5
18	EMERENSIANA GODFREY MHANDE	F	28	C	44	A	38	B	42	A	43	A	195	39	B	16.5	2614.5
19	ZALHATA ZUBERI MSIKA	F	33	B	40	B	38	B	41	A	42	A	194	39	B	19	2672
20	ARON THADEUS NGUMA	M	41	A	45	A	36	B	41	A	30	C	193	39	B	21	2725
21	FLORA JOSEPH LAWASARE	F	27	C	41	A	38	B	45	A	42	A	193	39	B	21	2725
22	JACQUELINE JACOB EROBUAMU	F	31	B	42	A	42	A	39	B	39	B	193	39	B	21	2725
23	ALLY JUMA MOTTO	M	40	B	41	A	36	B	38	B	37	B	192	38	B	23.5	2777.5
24	DEBORA MZAEKI MALLEY	F	32	B	41	A	37	B	39	B	43	A	192	38	B	23.5	2777.5
25	AKILI JUMA ISSA	M	42	A	43	A	31	B	37	B	37	B	190	38	B	26	2884

INDEX	NAME	SEX	MATHEMATICS		KISWAHILI		ENGLISH		SCIENCE		SOCIAL STUDIES		TOTAL	AVERAGE	OVR GRADE	SCH POSITION	OVERALL POSITION
26	ASSA ATHUMANI SELEMANI	M	41	A	45	A	38	B	35	B	31	B	190	38	B	26	2884
27	DEBBIELY ELIHURUMA NTANDU	F	30	C	40	B	38	B	42	A	40	B	190	38	B	26	2884
28	ANGEL JOSEPH KASHU	F	28	C	40	B	37	B	42	A	42	A	189	38	B	28	2931.5
29	ADRIANA KARUGA RUGURU	F	28	C	40	B	36	B	41	A	43	A	188	38	B	29	2987
30	ELIA NOEL SANGIDA	M	44	A	36	B	31	B	45	A	31	B	187	37	B	30.5	3046
31	MARIA GORETH PASSIAN	F	24	C	40	B	43	A	44	A	36	B	187	37	B	30.5	3046
32	ANITA KATO KAPIA	F	33	B	38	B	32	B	39	B	43	A	185	37	B	32.5	3166
33	BELINDA GONZAZ KAZIMOTO	F	24	C	41	A	42	A	38	B	40	B	185	37	B	32.5	3166
34	BARAKA JOHN LOMITU	M	36	B	41	A	38	B	37	B	32	B	184	37	B	34	3221
35	RAPHAEL EMMANUEL SWAI	M	22	C	42	A	41	A	42	A	36	B	183	37	B	35.5	3271
36	SAYUNI SILAS MOLLEL	F	31	B	45	A	34	B	32	B	41	A	183	37	B	35.5	3271
37	STEPHEN PAUL KILEO	M	25	C	44	A	38	B	34	B	41	A	182	36	B	37	3323
38	MIRIAM PROSPER CHUWA	F	32	B	39	B	39	B	33	B	38	B	181	36	B	38.5	3377
39	WITHNESS DANIEL WILSON	F	29	C	39	B	33	B	39	B	41	A	181	36	B	38.5	3377
40	LIZBETH SIFUEL TEMBA	F	26	C	43	A	34	B	33	B	43	A	179	36	B	40	3471.5
41	CHRISTINA DAUDI MKELENGA	F	29	C	45	A	35	B	35	B	34	B	178	36	B	41	3513.5
42	ISRAEL LAZARO MOLLEL	M	43	A	37	B	32	B	36	B	29	C	177	35	B	42	3558
43	BELINDA SERVI URIO	F	22	C	38	B	36	B	39	B	41	A	176	35	B	43	3605.5
44	BRYSON PHELEX MSHANA	M	43	A	36	B	39	B	29	C	26	C	173	35	B	45	3744
45	CHRISTIAN SIRIAKI SHAYO	M	43	A	41	A	28	C	32	B	29	C	173	35	B	45	3744
46	GIDION PASCHAL MMBWAMBO	M	40	B	35	B	30	C	45	A	23	C	173	35	B	45	3744
47	JAFARY ADAM KISANGA	M	38	B	34	B	37	B	32	B	22	C	163	33	B	47.5	4145
48	MESHACK SELESTINE NDWATA	M	18	D	38	B	31	B	33	B	43	A	163	33	B	47.5	4145
49	CHRISTIAN ELIAS CHUWA	M	43	A	35	B	30	C	26	C	23	C	157	31	B	49	4359
50	YAKOBO JACKSON GERSON	M															